

US00D560859S

(12) **United States Design Patent**  
**Park**

(10) **Patent No.:** **US D560,859 S**  
(45) **Date of Patent:** **\*\* Jan. 29, 2008**

(54) **NAIL BUFFER**

(75) Inventor: **Il-Yong Park**, Seoul (KR)

(73) Assignee: **Shinwoounion Co., Ltd.**, Seoul (KR)

(\*\*) Term: **14 Years**

(21) Appl. No.: **29/277,214**

(22) Filed: **Feb. 19, 2007**

(30) **Foreign Application Priority Data**

Jan. 9, 2007 (KR) ..... 30-2007-0001078

(51) **LOC (8) Cl.** ..... **28-03**

(52) **U.S. Cl.** ..... **D28/59**

(58) **Field of Classification Search** ..... 132/73,  
132/73.5, 75.3, 75.6, 76.2, 76.4, 76.5; D28/56,  
D28/57, 59

See application file for complete search history.

(56) **References Cited**

**U.S. PATENT DOCUMENTS**

D111,695 S \* 10/1938 Crompton ..... D28/59  
D203,793 S \* 2/1966 Leopoldi ..... D28/59  
D310,891 S \* 9/1990 Varick ..... D28/59

D310,892 S \* 9/1990 Varick ..... D28/59  
D530,452 S \* 10/2006 Anderson et al. .... D28/59

\* cited by examiner

*Primary Examiner*—Jennifer Rivard

(74) *Attorney, Agent, or Firm*—Marsh Fischmann & Breyfogle LLP

(57) **CLAIM**

The ornamental design for a nail buffer, as shown and described.

**DESCRIPTION**

FIG. 1 is a perspective view of my design for a nail buffer. FIG. 2 is a front view of the nail buffer shown in FIG. 1. FIG. 3 is a rear view of the nail buffer shown in FIG. 1. FIG. 4 is a top view of the nail buffer shown in FIG. 1. FIG. 5 is a bottom view of the nail buffer shown in FIG. 1. FIG. 6 is a left side view of the nail buffer shown in FIG. 1; and, FIG. 7 is a right side view of the nail buffer shown in FIG. 1.

**1 Claim, 2 Drawing Sheets**

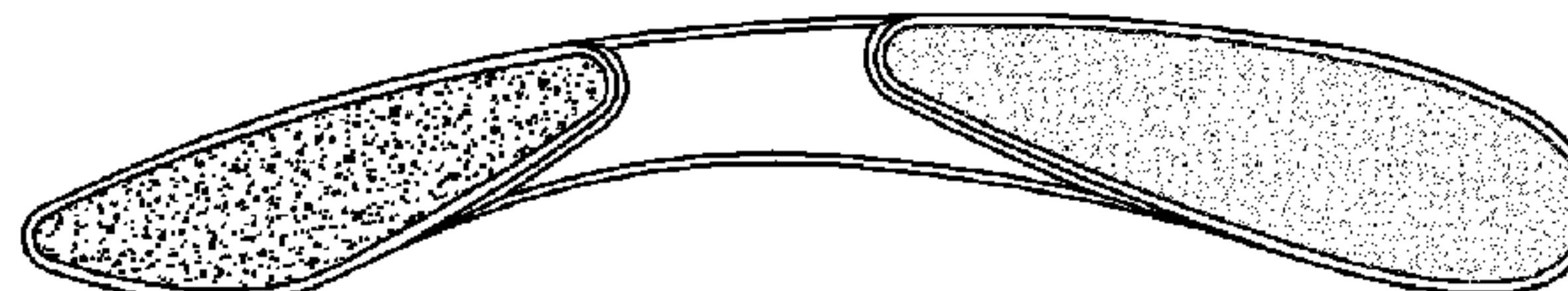
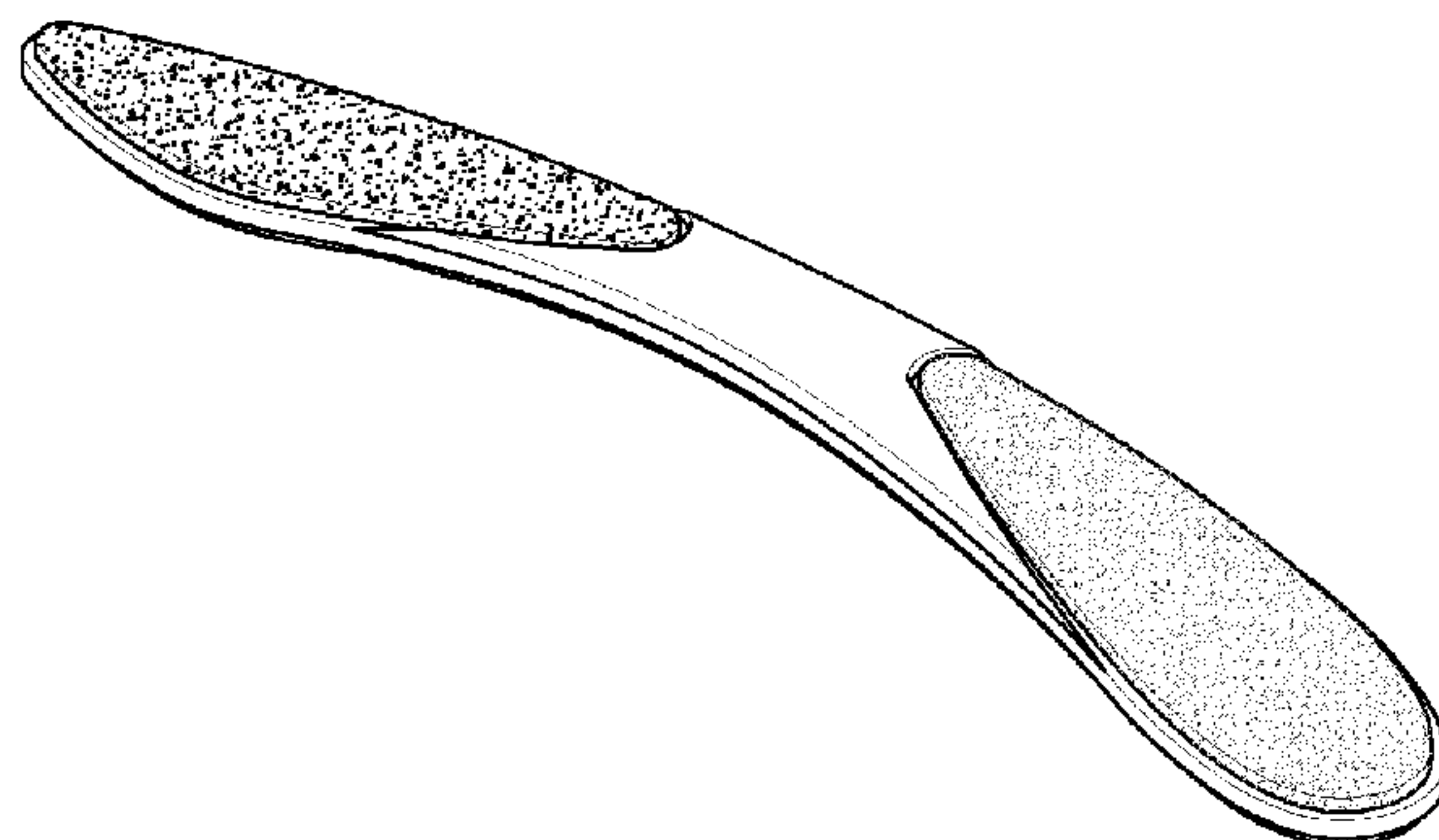


Fig. 1

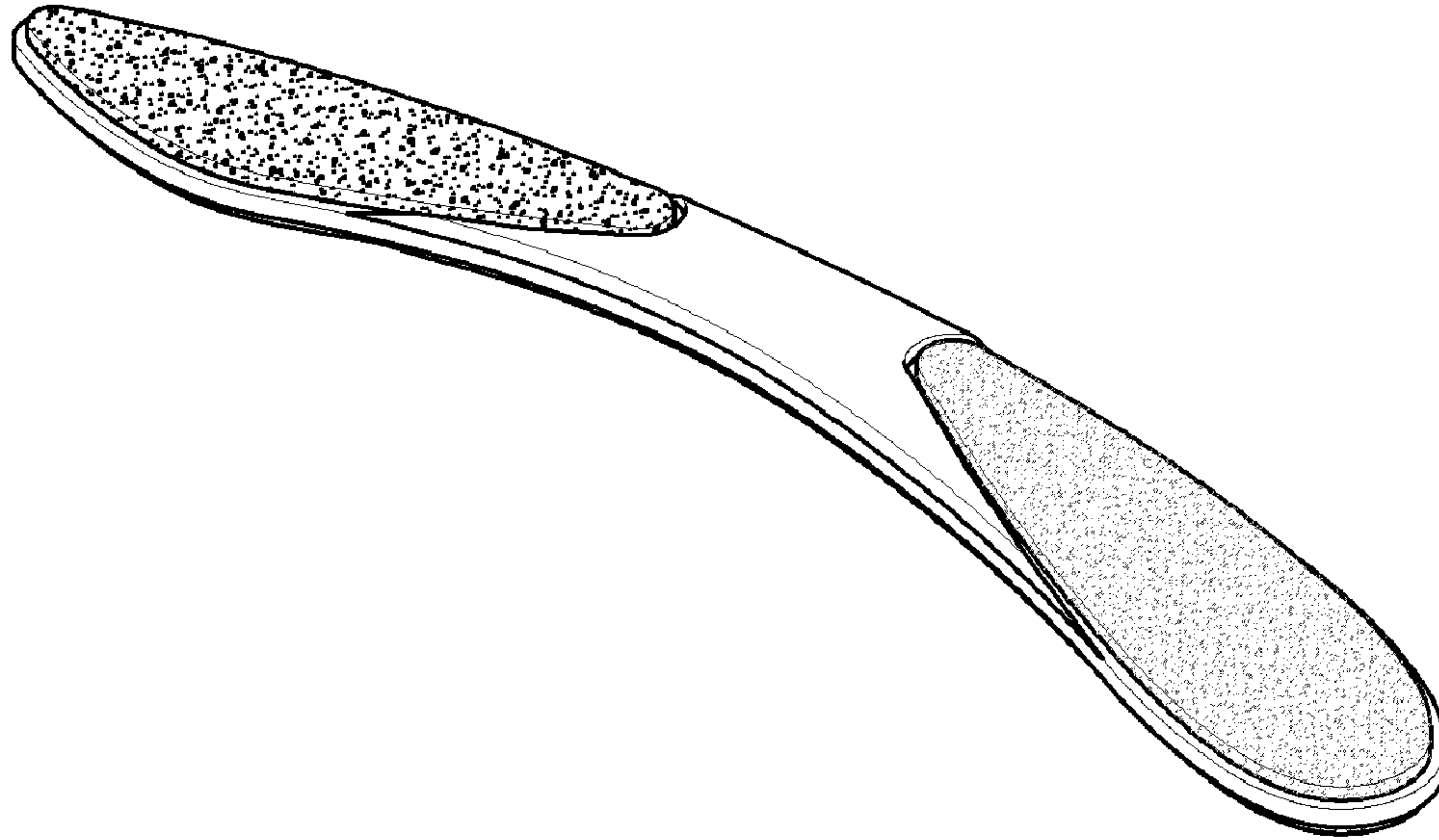


Fig. 2




Fig. 3




Fig. 4

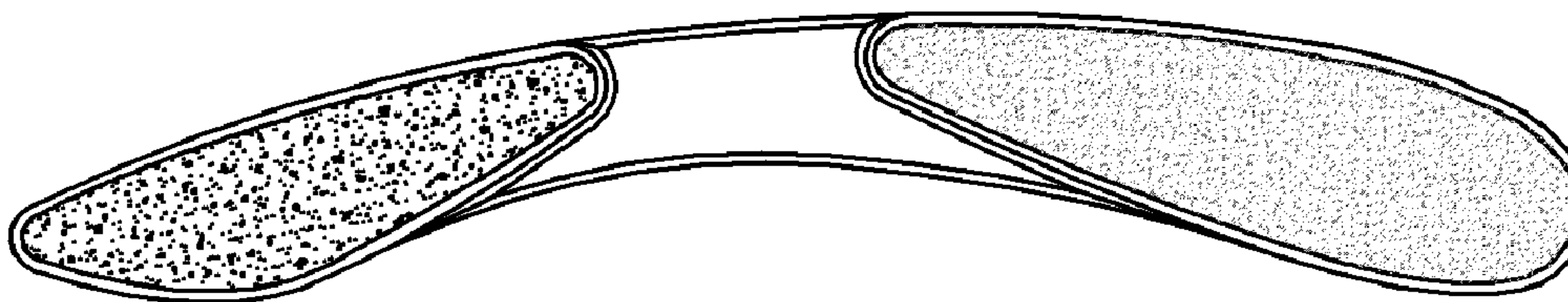


Fig. 5

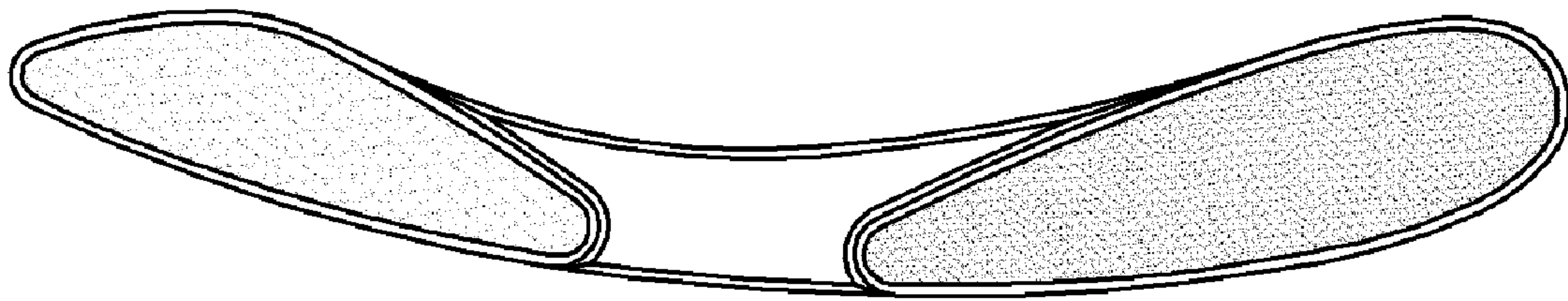


Fig. 6




Fig. 7

