



US00D560857S

(12) **United States Design Patent**  
**Park**

(10) **Patent No.:** **US D560,857 S**

(45) **Date of Patent:** **\*\* Jan. 29, 2008**

(54) **NAIL BUFFER**

D310,892 S \* 9/1990 Varick ..... D28/59  
D530,452 S \* 10/2006 Anderson et al. .... D28/59

(75) Inventor: **Il-Yong Park**, Seoul (KR)

\* cited by examiner

(73) Assignee: **Shinwoonion Co., Ltd.**, Seoul (KR)

*Primary Examiner*—Jennifer Rivard

(\*\*) Term: **14 Years**

(74) *Attorney, Agent, or Firm*—Marsh, Fischmann & Breyfogle LLP

(21) Appl. No.: **29/276,653**

(57) **CLAIM**

(22) Filed: **Jan. 31, 2007**

The ornamental design for a nail buffer, as shown and described.

(30) **Foreign Application Priority Data**

**DESCRIPTION**

Dec. 18, 2006 (KR) ..... 30-2006-0050264

(51) **LOC (8) Cl.** ..... **28-03**

FIG. 1 is a perspective view of my design for a nail buffer.

(52) **U.S. Cl.** ..... **D28/59**

FIG. 2 is a front view of the nail buffer shown in FIG. 1.

(58) **Field of Classification Search** ..... 132/73,  
132/73.5, 75.3, 75.6, 76.2, 76.4, 76.5; D28/56,  
D28/57, 59

FIG. 3 is a rear view of the nail buffer shown in FIG. 1.

FIG. 4 is a top view of the nail buffer shown in FIG. 1.

See application file for complete search history.

FIG. 5 is a bottom view of the nail buffer shown in FIG. 1.

FIG. 6 is a left side view of the nail buffer shown in FIG. 1;  
and,

(56) **References Cited**

FIG. 7 is a right side view of the nail buffer shown in FIG. 1.

**U.S. PATENT DOCUMENTS**

D111,695 S \* 10/1938 Crompton ..... D28/59  
D203,793 S \* 2/1966 Leopoldi ..... D28/59  
D310,891 S \* 9/1990 Varick ..... D28/59

**1 Claim, 2 Drawing Sheets**


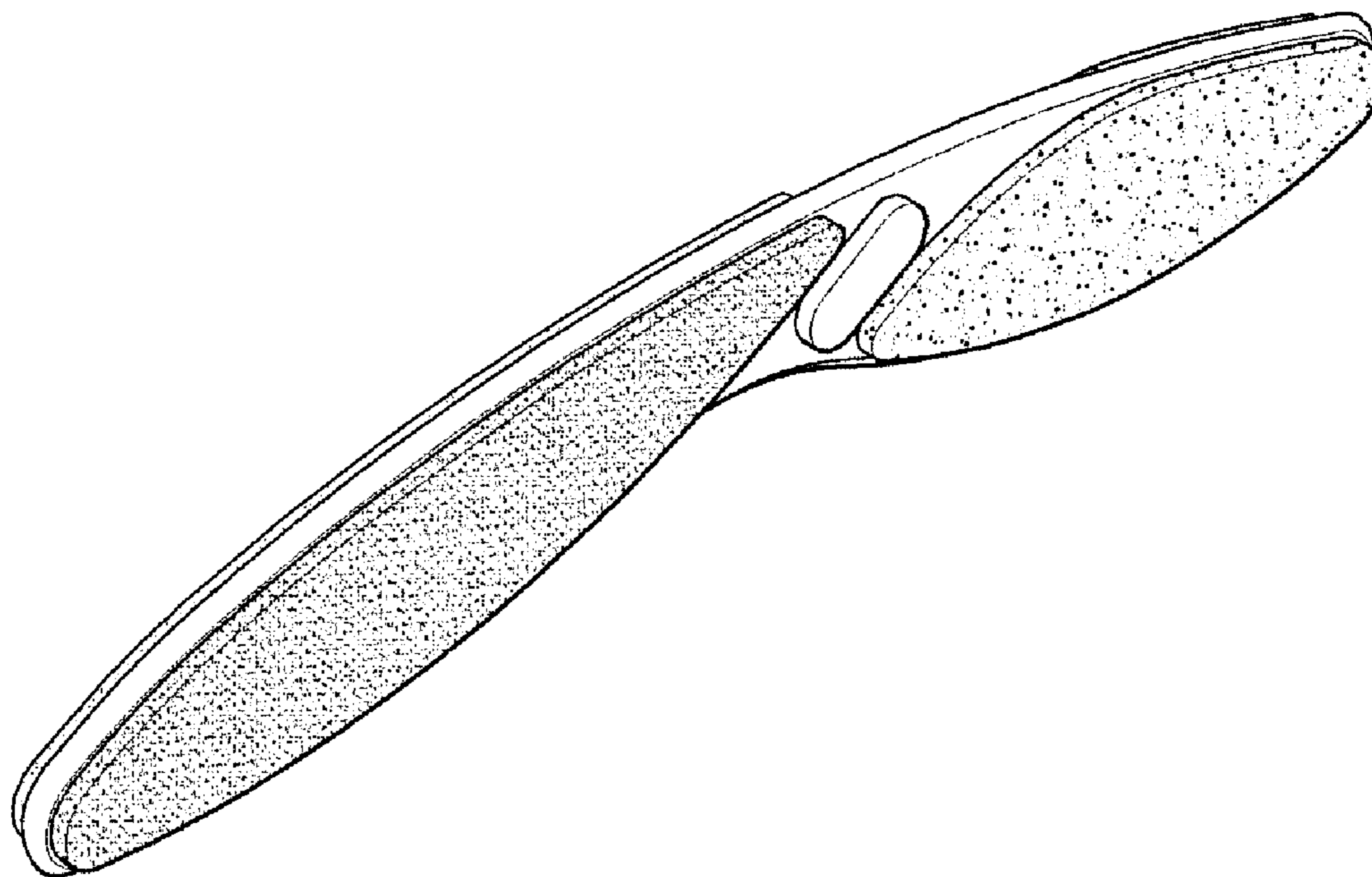


FIG. 1

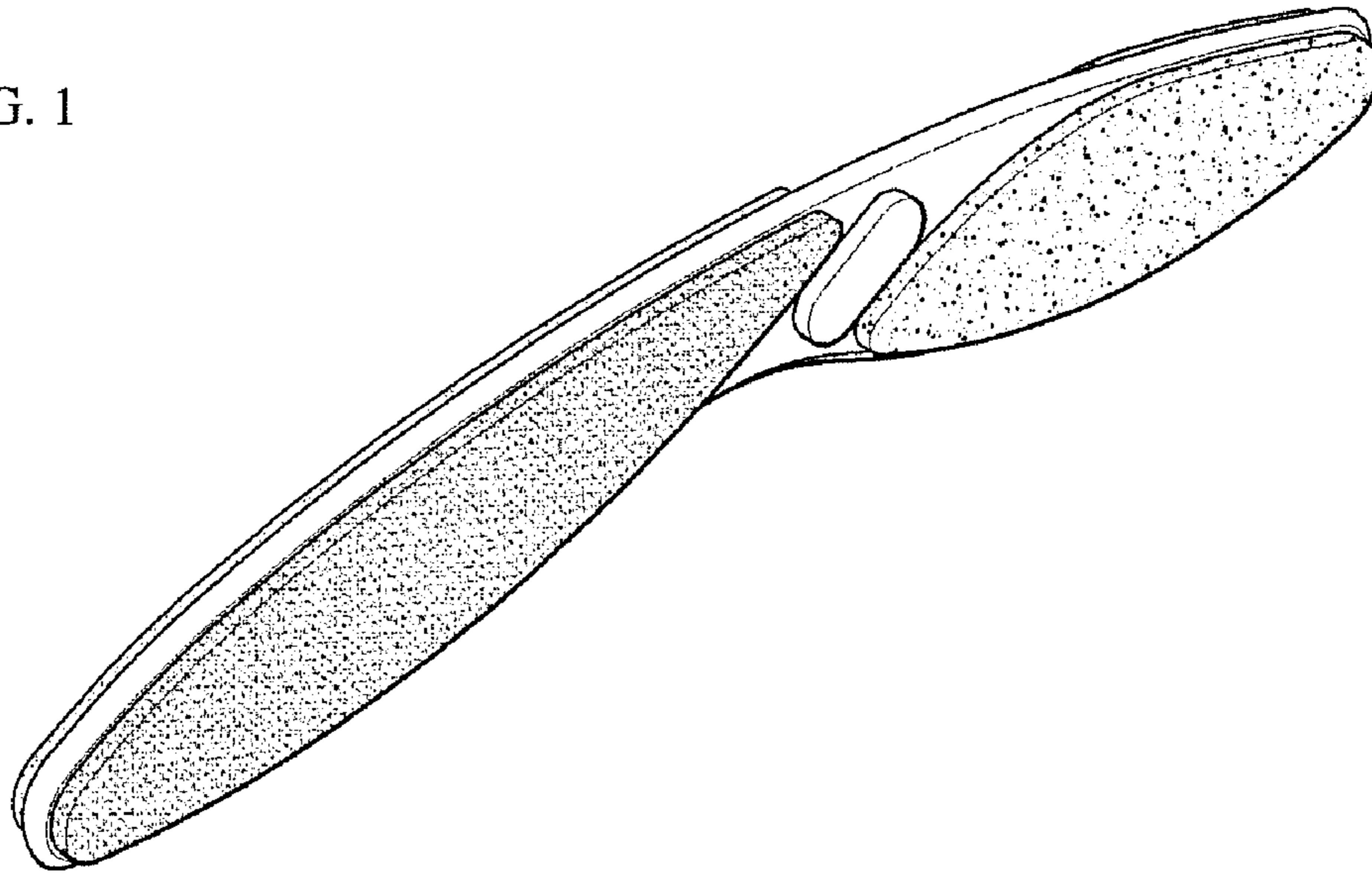


FIG. 2

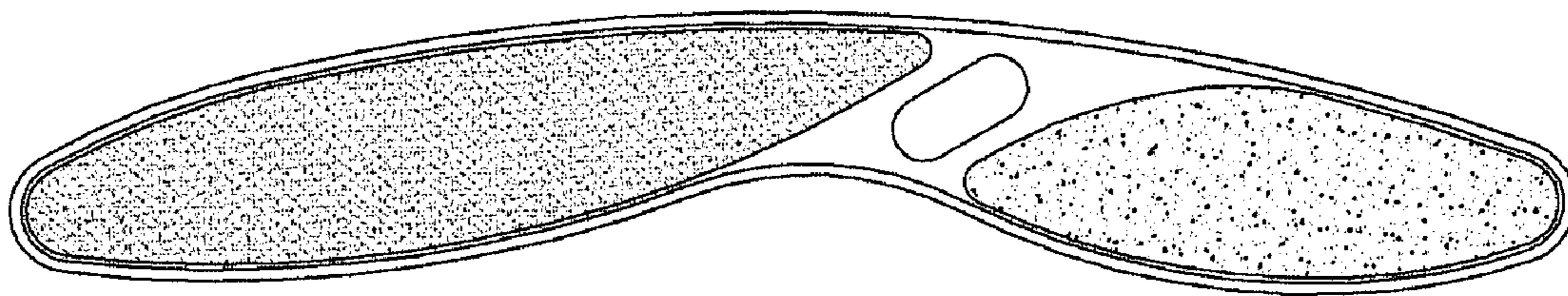


FIG. 3

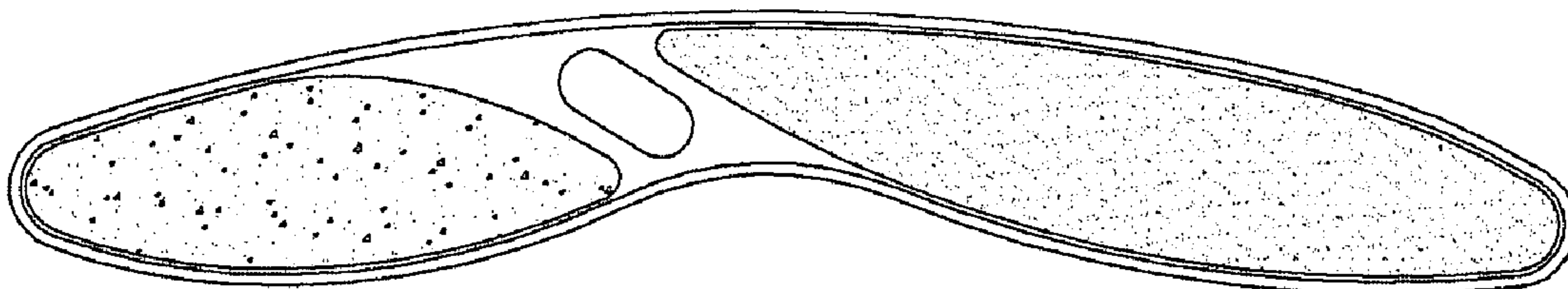


FIG. 4




FIG. 5




FIG. 6



FIG. 7

