



US00D560853S

(12) **United States Design Patent**  
**Van Le et al.**

(10) **Patent No.:** **US D560,853 S**  
(45) **Date of Patent:** **\*\* Jan. 29, 2008**

(54) **BASIN**

(75) Inventors: **Thanh Van Le**, Richardson, TX (US);  
**Hung Van Nguyen**, Murphy, TX (US)

(73) Assignee: **Beauty Mall Ltd.**, Garland, TX (US)

(\*\*) Term: **14 Years**

(21) Appl. No.: **29/277,327**

(22) Filed: **Feb. 21, 2007**

(51) **LOC (8) Cl.** ..... **28-03**

(52) **U.S. Cl.** ..... **D28/56; D23/285; D24/205**

(58) **Field of Classification Search** ..... D23/271–274,  
D23/284–293.1, 303, 308; 4/619, 624, 661;  
D24/20–204; D28/56

See application file for complete search history.

(56) **References Cited**

**U.S. PATENT DOCUMENTS**

D319,682 S *	9/1991	Sharp et al.	.....	D23/201
D346,043 S *	4/1994	Galati et al.	.....	D28/61
D422,346 S *	4/2000	Svendsen	.....	D23/285
D439,959 S *	4/2001	Jones	.....	D23/284

**OTHER PUBLICATIONS**

Website: <http://web.archive.org/web/20040826081604/http://www.gulfstreamplastics.com/>, [www.gulfstreamplastics.com](http://www.gulfstreamplastics.com/), Gulfstream Plastics, Ltd., LaFleur Spas, archived Aug. 26, 2004, printed Jun. 15, 2007, 1 page.

Website: <http://www.gulfstreamplastics.com/>, Gulfstream Plastics, Ltd., LaTulip, printed May 22, 2007, 1 page.

Website: <http://www.gulfstreamplastics.com/>, Gulfstream Plastics, Ltd., La Rose Spas, copyright 2006, printed May 22, 2007, 2 pages.

Website: <http://www.14spa.com/ella1.html>, T4 Spa Concepts & Designs, LLC, Ella, Undated, printed Jun. 15, 2007, 1 page.

Website, Gulf Stream Plastics, La Fleur Spas, [http://www.gulfstreamplastics.com](http://www.gulfstreamplastics.com/), copyright 2006, printed May 22, 2007, 4 pages.

\* cited by examiner

*Primary Examiner*—Robert A. Delehanty

(74) *Attorney, Agent, or Firm*—Fish & Richardson P.C.

(57) **CLAIM**

The ornamental design for a basin, as shown and described.

**DESCRIPTION**

FIG. 1 is a perspective view of a basin showing my new design;

FIG. 2 is a top view thereof;

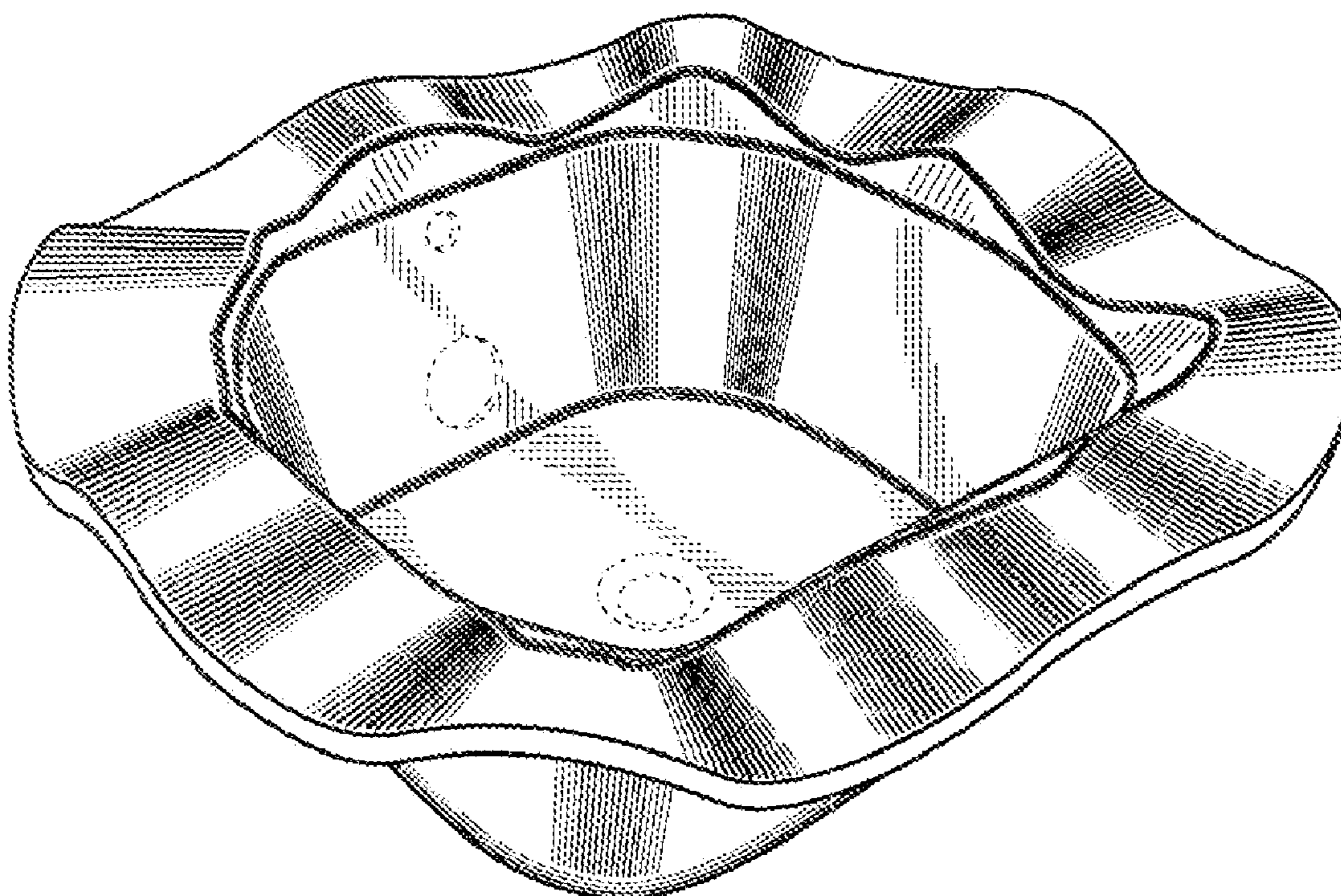
FIG. 3 is a back view thereof;

FIG. 4 is a front view thereof; and,

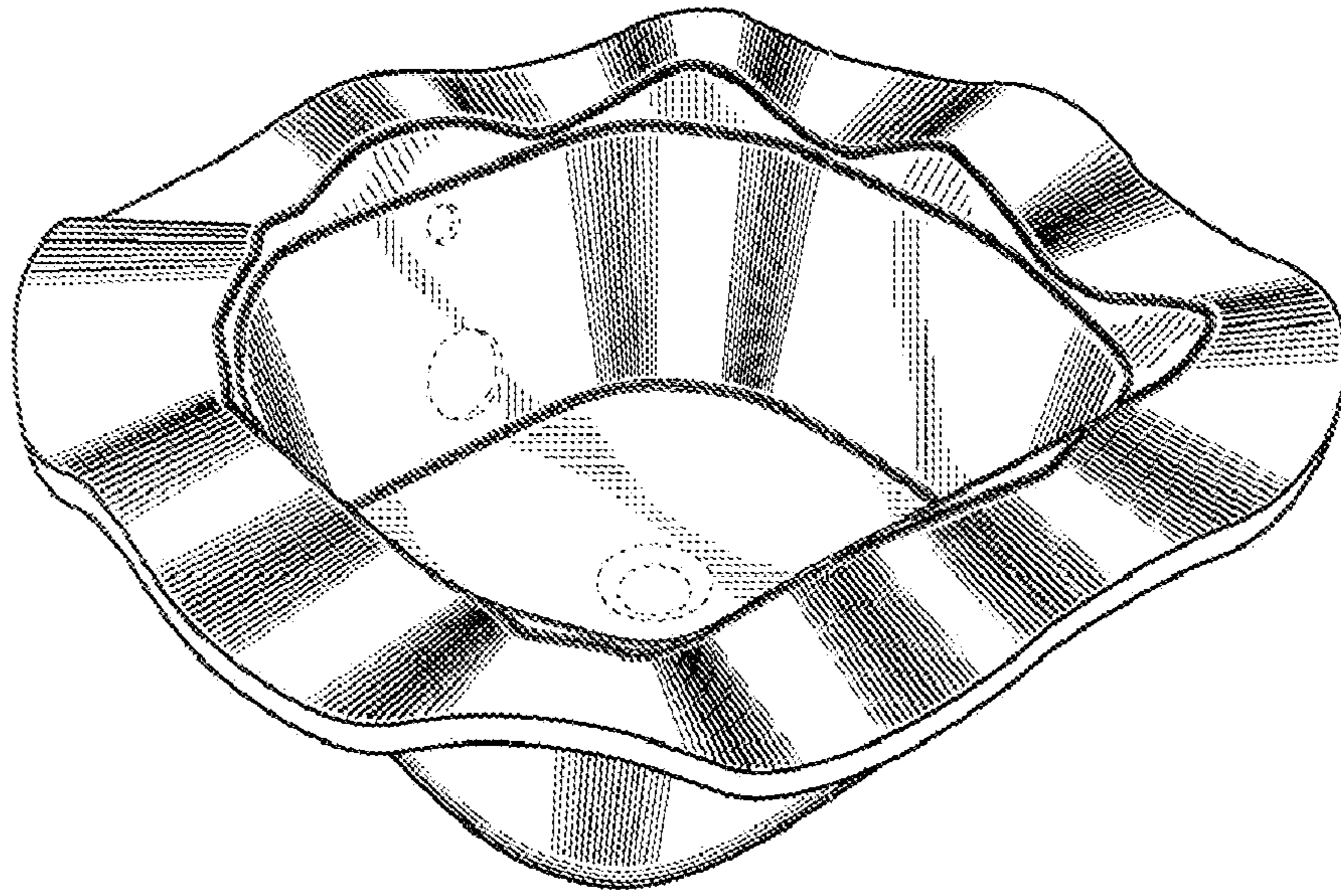
FIG. 5 is a side view of a first side thereof, and the opposite side is substantially a mirror image of the side view shown in FIG. 5.

The bottom does not form part of the claimed design. The broken lines, which define the bounds of the claimed design, form no part thereof.

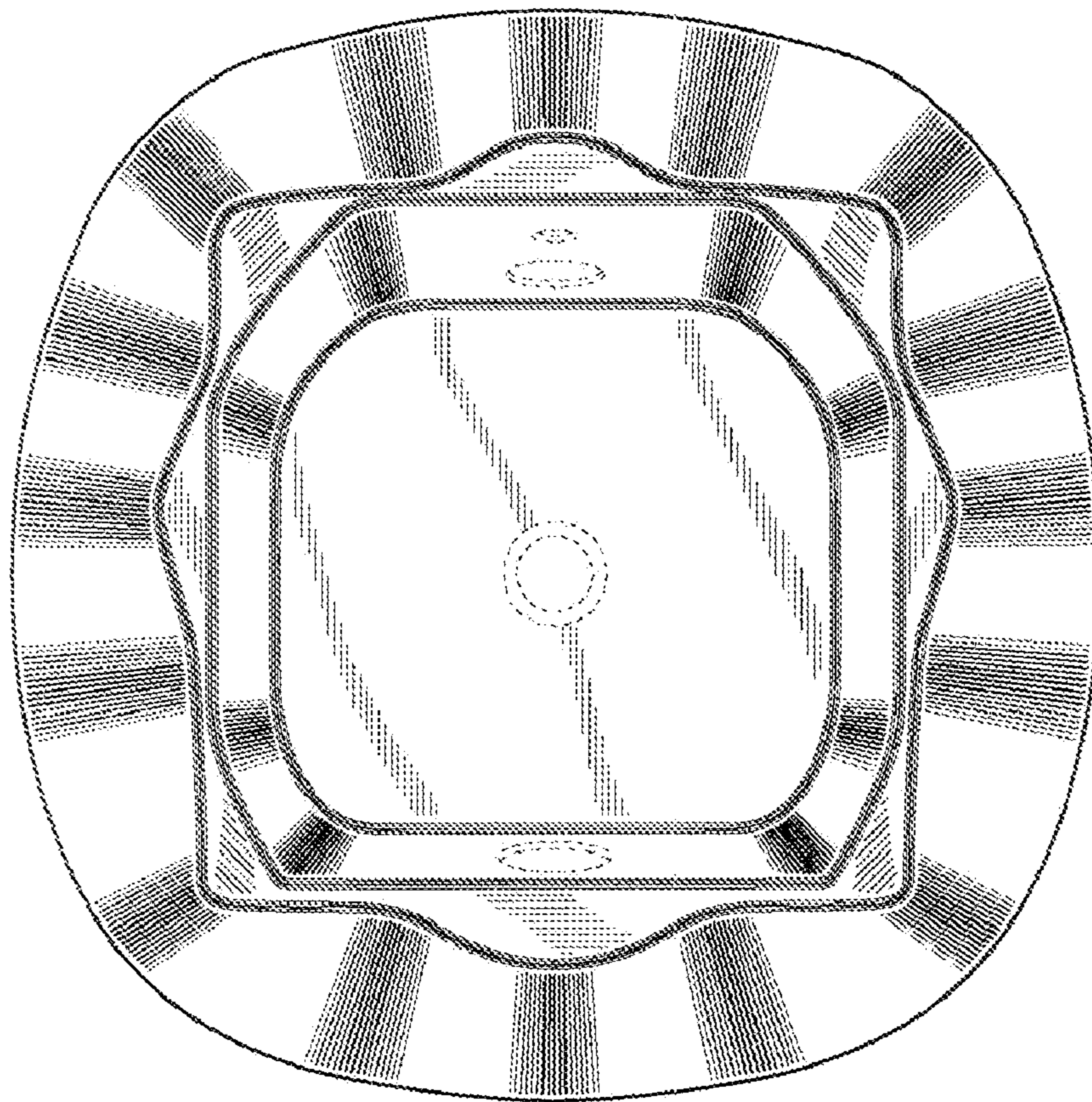
**1 Claim, 2 Drawing Sheets**





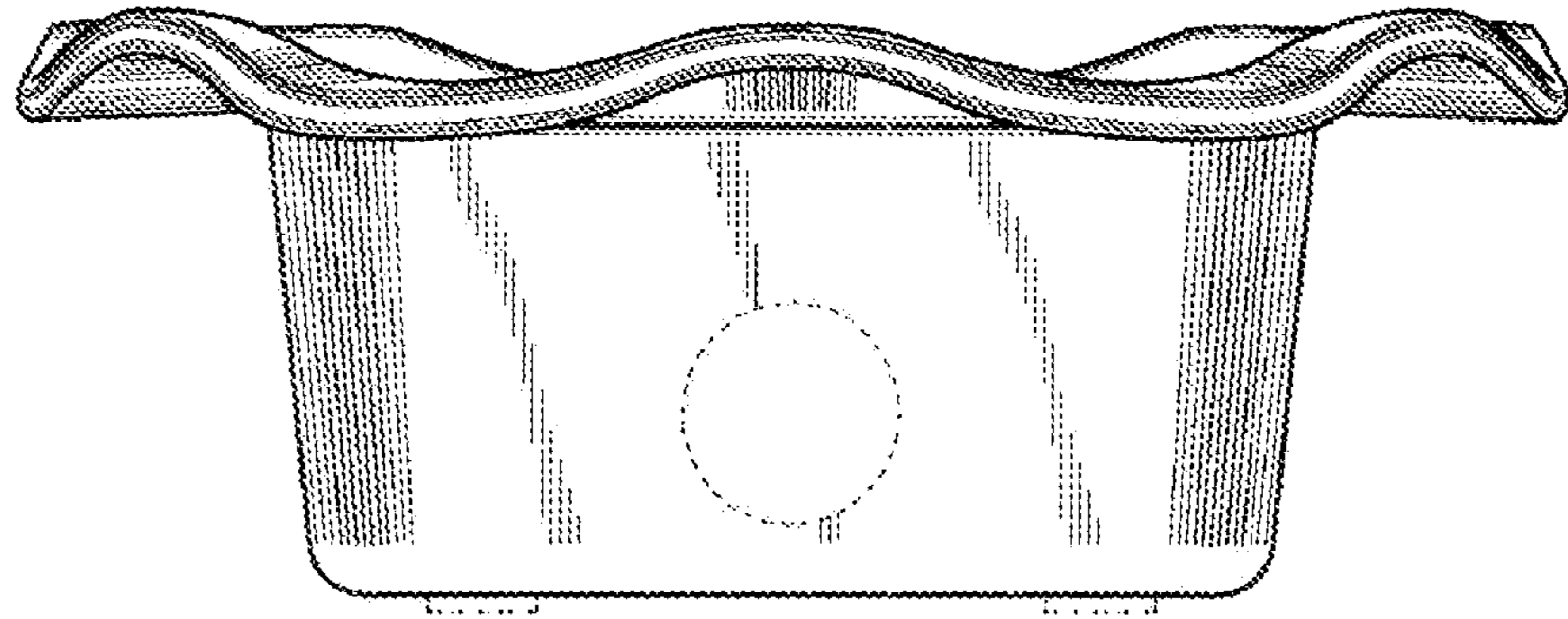


*Fig.1*

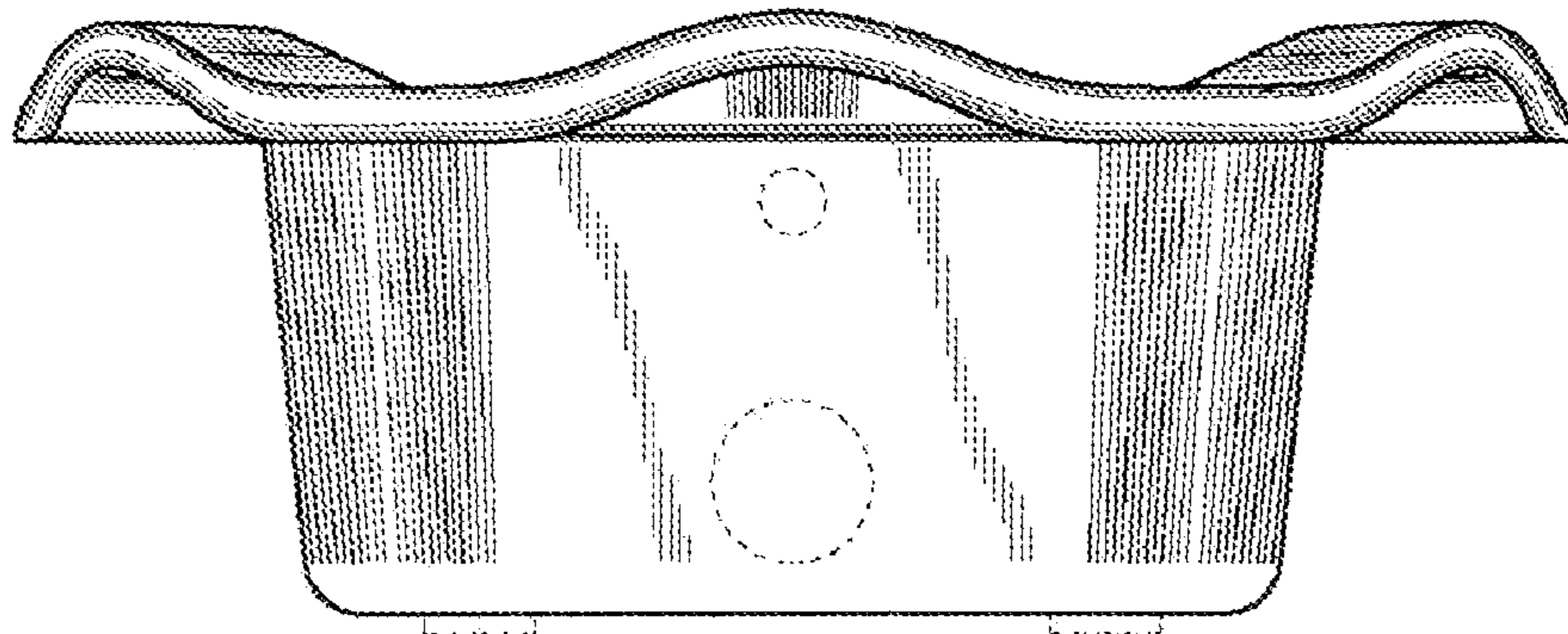


*Fig.2*

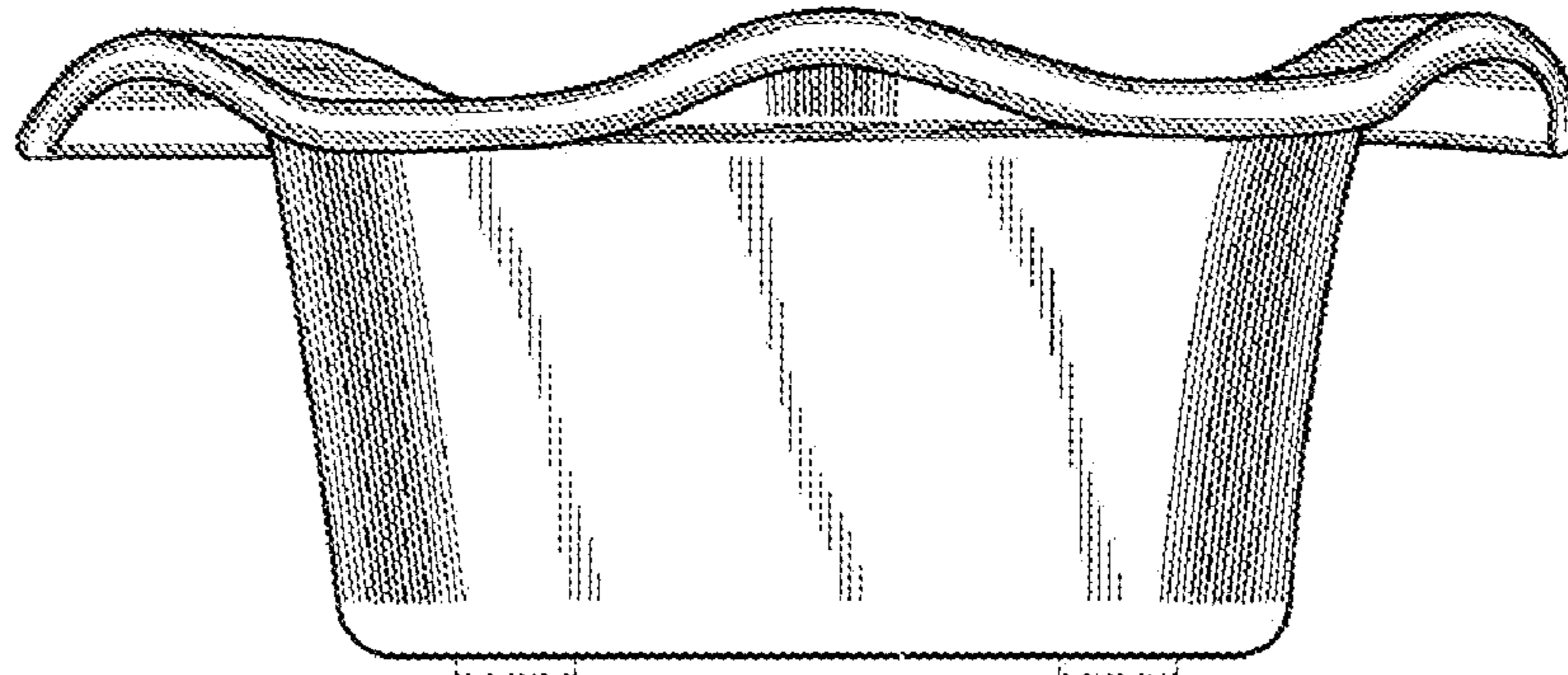




*Fig.3*



*Fig.4*



*Fig.5*