



US00D560849S

(12) **United States Design Patent**  
**Yang**

(10) **Patent No.:** **US D560,849 S**  
(45) **Date of Patent:** **\*\* Jan. 29, 2008**

(54) **ILLUMINATED PIEZOELECTRIC LIGHTER**

(76) Inventor: **John Jiin Chung Yang**, 15443 Proctor Ave., Suite B, Industry, CA (US) 91745

(\*\*) Term: **14 Years**

(21) Appl. No.: **29/285,901**

(22) Filed: **Apr. 17, 2007**

(51) **LOC (8) Cl.** ..... **27-05**

(52) **U.S. Cl.** ..... **D27/142; D27/154**

(58) **Field of Classification Search** ..... D27/141-161;  
431/253-256, 273-277, 129, 151-153, 143  
See application file for complete search history.

(56) **References Cited**

**U.S. PATENT DOCUMENTS**

D310,427 S	*	9/1990	Nitta	.....	D27/154
D531,353 S	*	10/2006	Ruan	.....	D27/154
D535,436 S	*	1/2007	Luo	.....	D27/154
D537,197 S	*	2/2007	Liu	.....	D27/142

\* cited by examiner

*Primary Examiner*—Jennifer Rivard

(74) *Attorney, Agent, or Firm*—Raymond Y. Chan; David and Raymond Patent Group

(57) **CLAIM**

The ornamental design for a illuminated piezoelectric lighter, as shown and described.

**DESCRIPTION**

FIG. 1 is a front view of illuminated piezoelectric lighter showing my new design.

FIG. 2 is a back view thereof.

FIG. 3 is a right end view thereof.

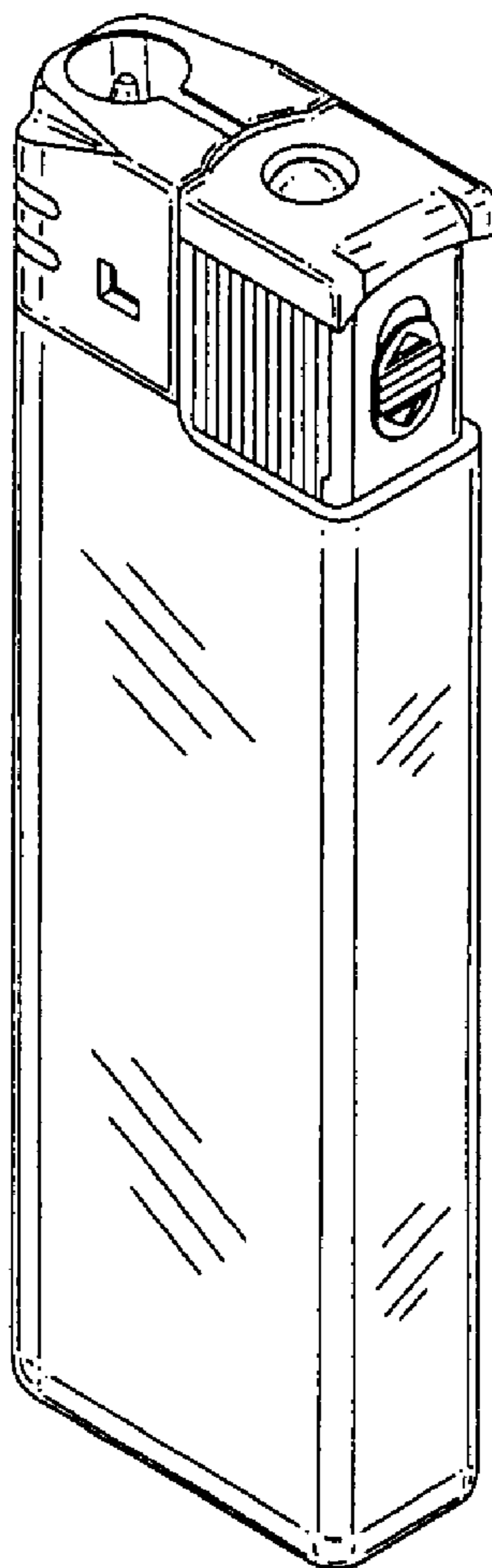
FIG. 4 is a left end view thereof.

FIG. 5 is a top view thereof.

FIG. 6 is a bottom view thereof; and,

FIG. 7 is a perspective view thereof.

**1 Claim, 3 Drawing Sheets**



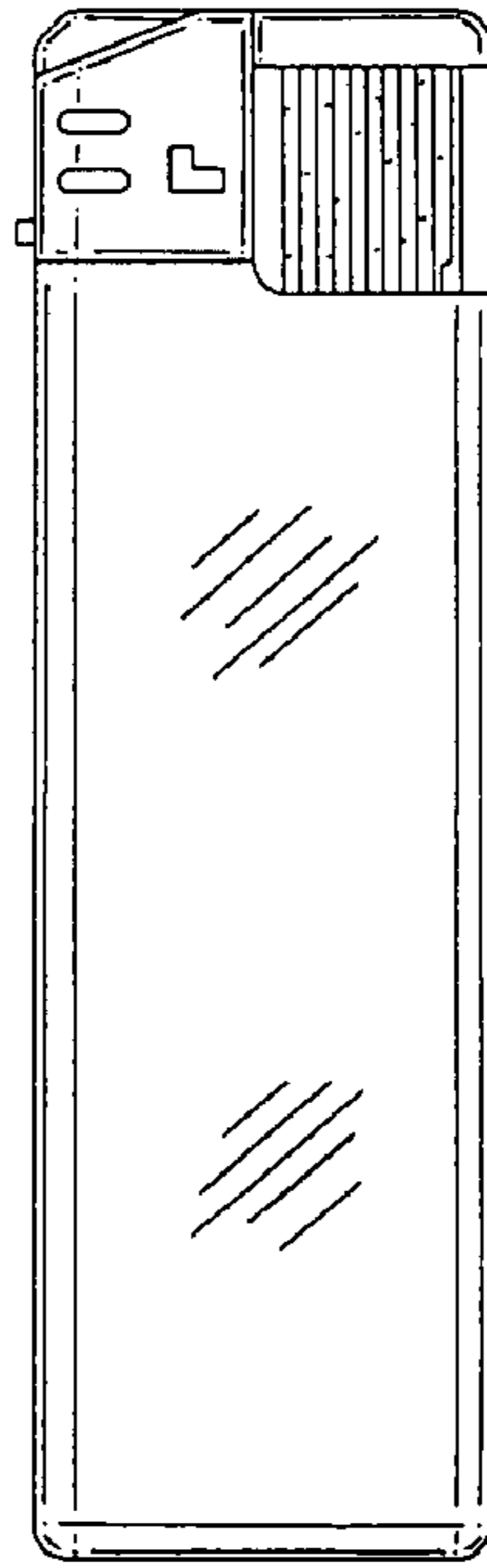


FIG. 1




FIG. 2

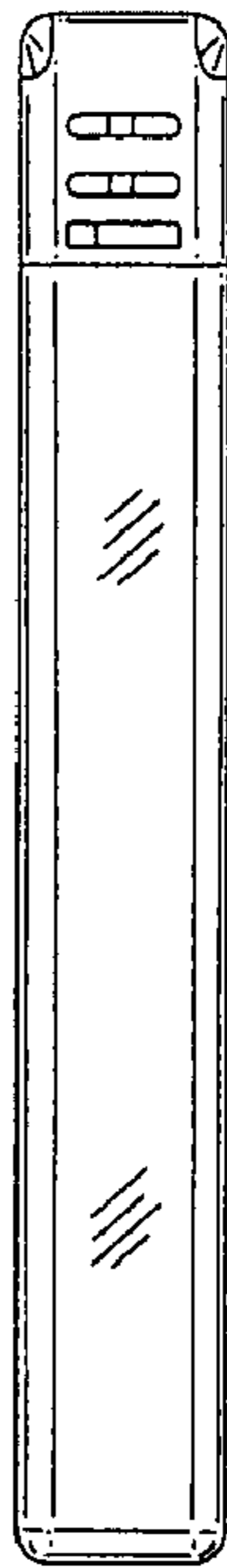


FIG. 3

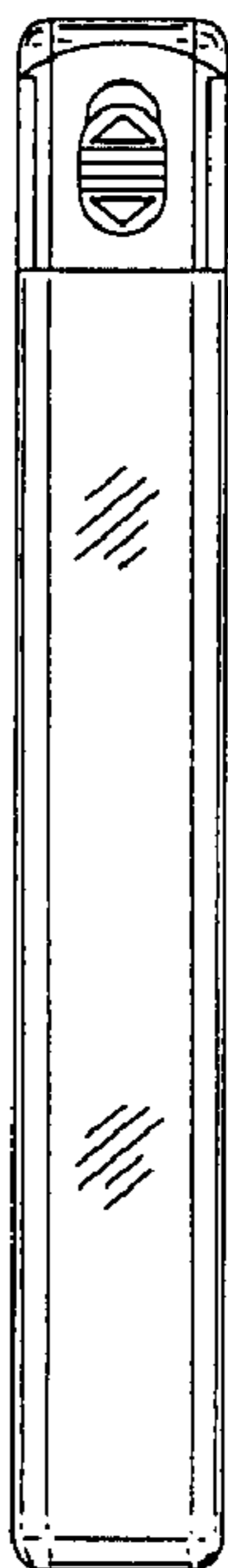


FIG. 4

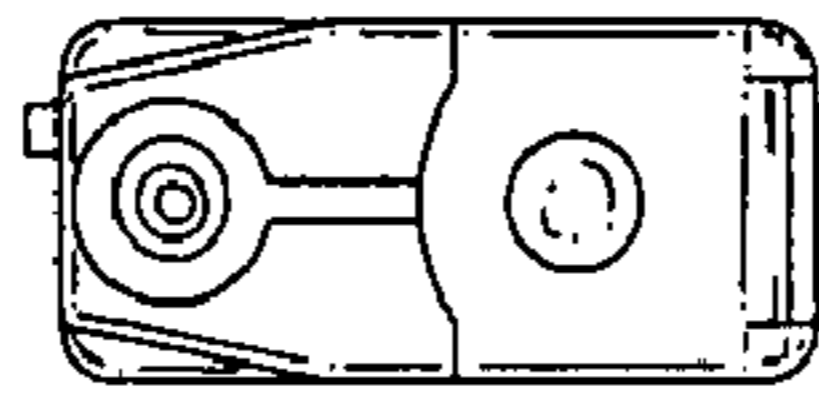


FIG. 5



FIG. 6

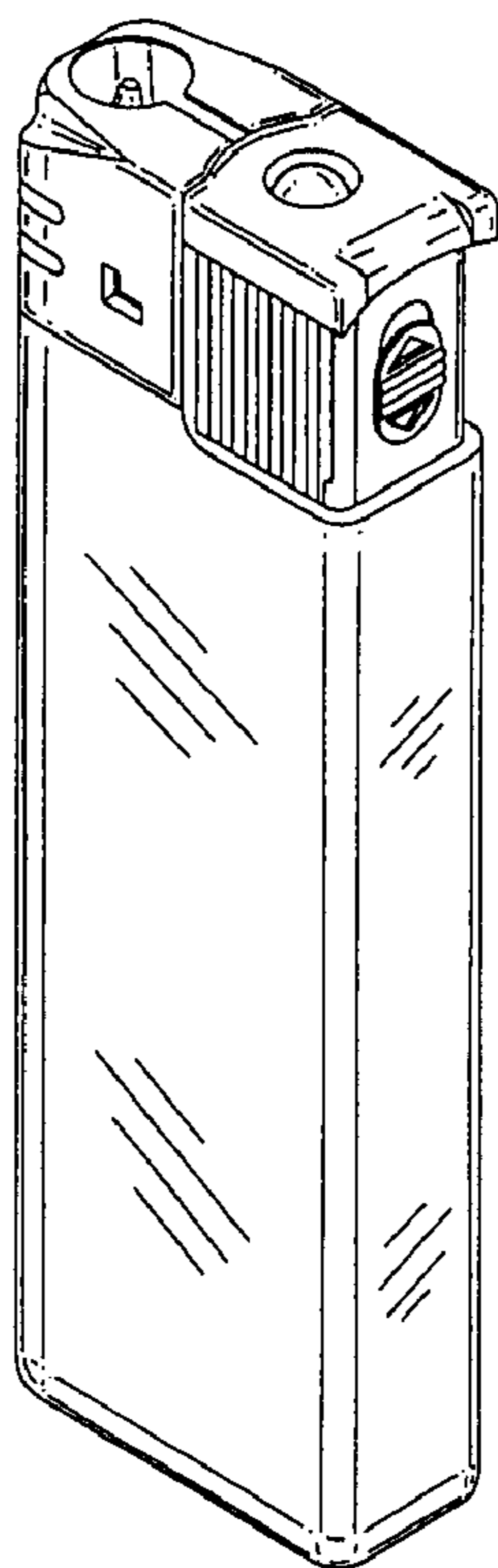


FIG. 7