

US00D560848S

(12) **United States Design Patent** (10) **Patent No.:** **US D560,848 S**
Catron et al. (45) **Date of Patent:** **** Jan. 29, 2008**

(54) **SMOKING WASTE CONTAINER**

(75) Inventors: **Mark A. Catron**, Winchester, VA (US);
Steven R. Jones, Stephens City, VA
(US); **Bartholomew J. Wellisley**,
Winchester, VA (US)

2,747,101 A	5/1956	Hammond
3,283,938 A	11/1966	Vidal
3,591,073 A	7/1971	Dennis
3,848,769 A	11/1974	Beil
D239,248 S *	3/1976	Pinguely D27/105
4,061,149 A	12/1977	Raczkowski
D248,329 S	6/1978	Gensini

(73) Assignee: **Rubbermaid Commercial Products
LLC**, Winchester, VA (US)

(Continued)

(**) Term: **14 Years**

Primary Examiner—Jennifer Rivard
(74) *Attorney, Agent, or Firm*—Foley & Lardner LLP

(21) Appl. No.: **29/267,030**

(57) **CLAIM**

(22) Filed: **Oct. 4, 2006**

The ornamental design for a smoking waste container, as shown and described.

(51) **LOC (8) Cl.** **27-03**

(52) **U.S. Cl.** **D27/133; D27/124; D27/138**

(58) **Field of Classification Search** 131/231,
131/235.1, 236, 237, 237.5, 238, 240.1–245,
131/256; D27/102–105, 122–124, 125, 133–138
See application file for complete search history.

DESCRIPTION

(56) **References Cited**

U.S. PATENT DOCUMENTS

1,278,597 A	9/1918	Conley
1,364,893 A	1/1921	Schulte et al.
D68,903 S *	12/1925	Fleming D27/123
1,695,346 A	12/1928	Reese
1,799,829 A	4/1931	Miller et al.
1,873,029 A	8/1932	Putterman
D100,047 S *	6/1936	Schultz D27/124
D100,049 S *	6/1936	Schultz D27/123
D101,459 S *	10/1936	Hoffman D27/124
2,087,360 A	7/1937	Shekerjian
D106,817 S *	11/1937	MAcCowan D27/123
2,110,773 A	3/1938	Nelson
2,221,300 A	11/1940	Kelly
2,380,377 A	7/1945	Baylis
D143,671 S *	1/1946	Panzer D27/123
D157,712 S	3/1950	Taylor
2,716,414 A	8/1955	Nelson

FIG. 1 is a top frontal perspective view of a smoking waste container according to our new design;

FIG. 2 is a front view of the smoking waste container shown in FIG. 1;

FIG. 3 is a back view of the smoking waste container shown in FIG. 1;

FIG. 4 is a left side view of the smoking waste container shown in FIG. 1;

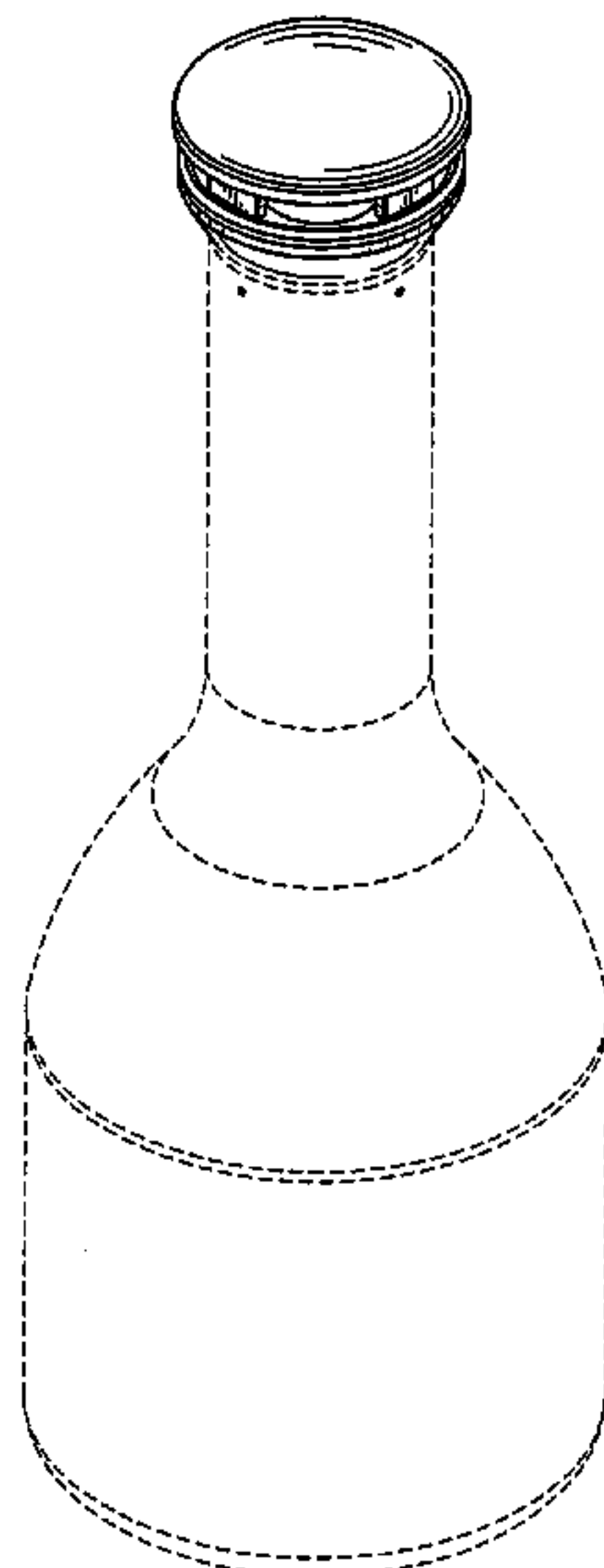
FIG. 5 is a right side view of the smoking waste container shown in FIG. 1;

FIG. 6 is a top view of the smoking waste container shown in FIG. 1; and,

FIG. 7 is a bottom view of the smoking waste container shown in FIG. 1.

The broken lines immediately adjacent the shaded areas represent the bounds of the claim and all other broken lines are for illustrative purposes only. None of the broken lines form a part of the claimed design.

1 Claim, 6 Drawing Sheets



US D560,848 S

Page 2

U.S. PATENT DOCUMENTS

4,133,319	A	1/1979	Bloomfield				
D339,513	S *	9/1993	Kojima	D27/125			
5,617,880	A	4/1997	Landuydt				
5,924,425	A	7/1999	Luedecke				
6,089,236	A *	7/2000	Alexsen	131/235.1			
6,145,510	A	11/2000	Clark				
RE38,746	E *	6/2005	Bruno	D27/105			
					D515,730	S *	2/2006 Weiss et al. D27/123
						D522,688	S 6/2006 Goldberg
						7,171,968	B1 * 2/2007 Olson 131/235.1
					2002/0162844	A1	11/2002 Luedecke et al.
					2005/0109355	A1	5/2005 Goldberg et al.
					2005/0274389	A1 *	12/2005 Keller 131/235.1
					2006/0096992	A1	5/2006 Weiss et al.

* cited by examiner

Fig. 1

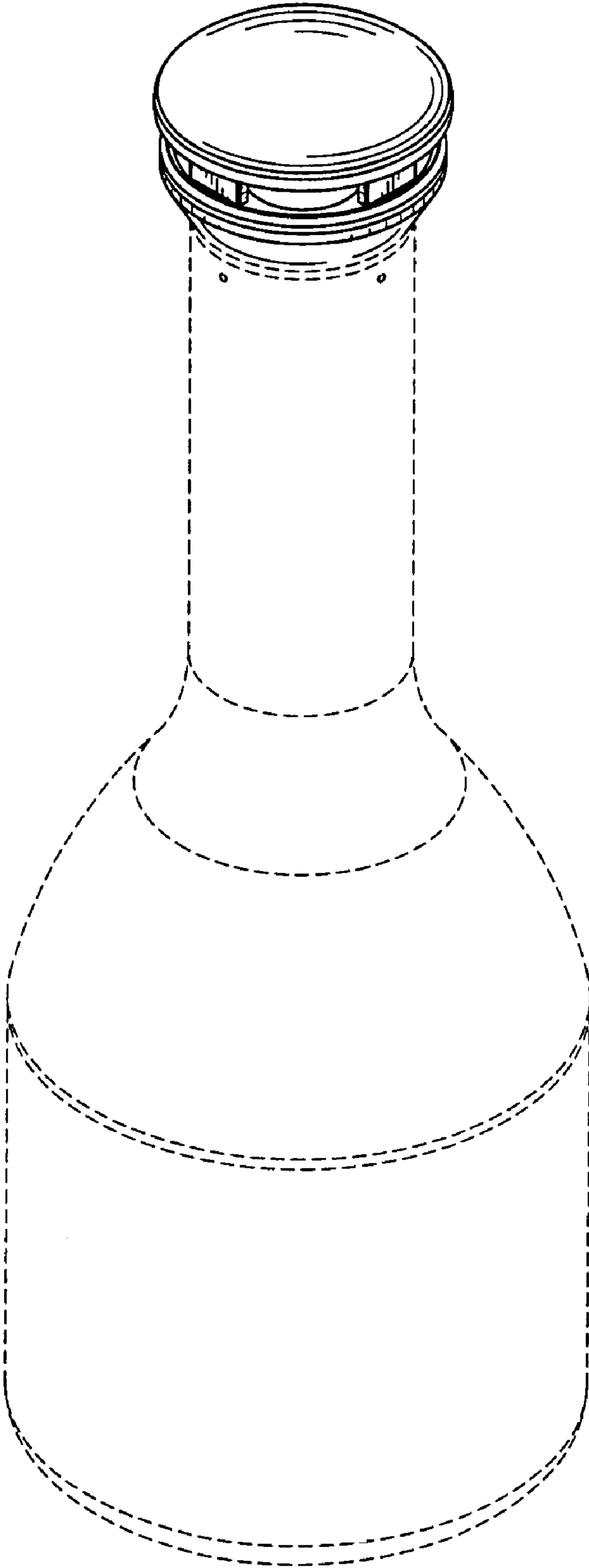


Fig. 2

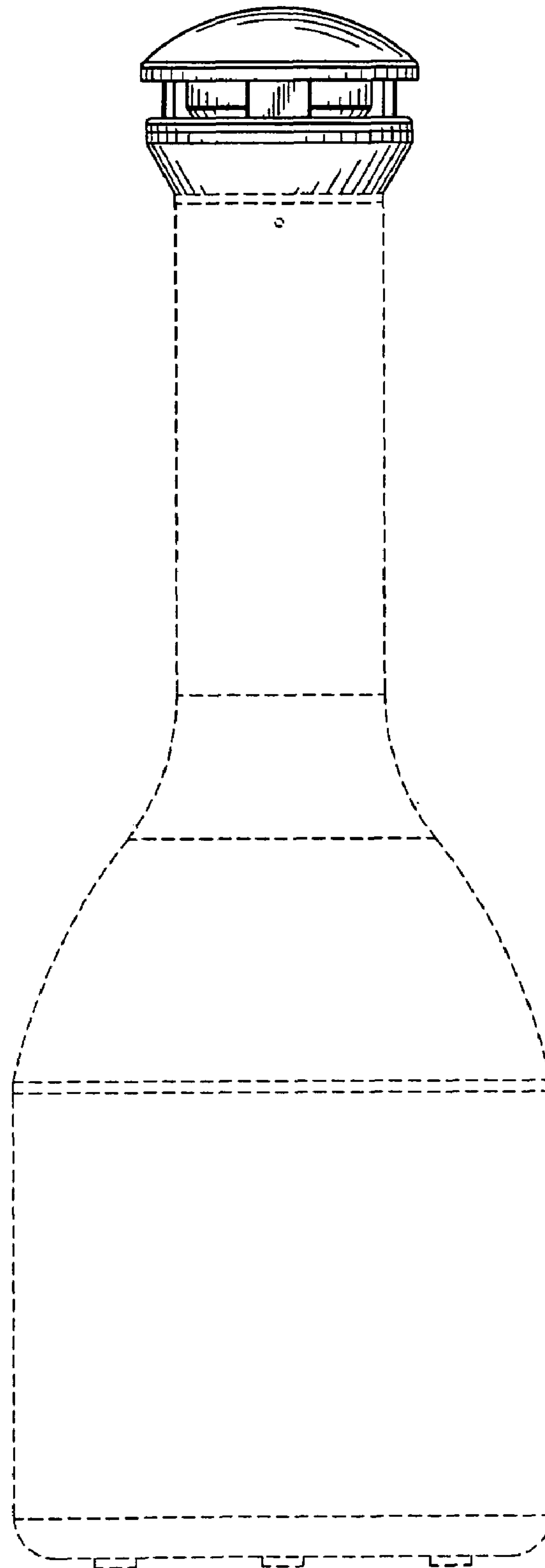


Fig. 3

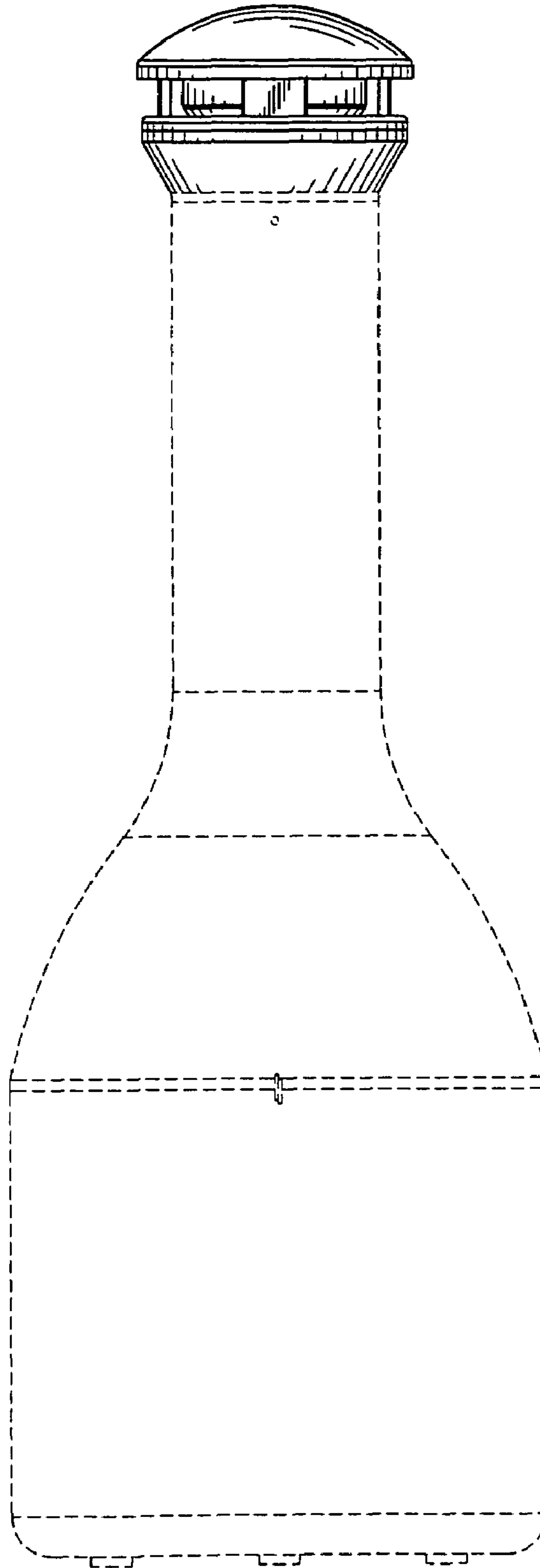


Fig. 4

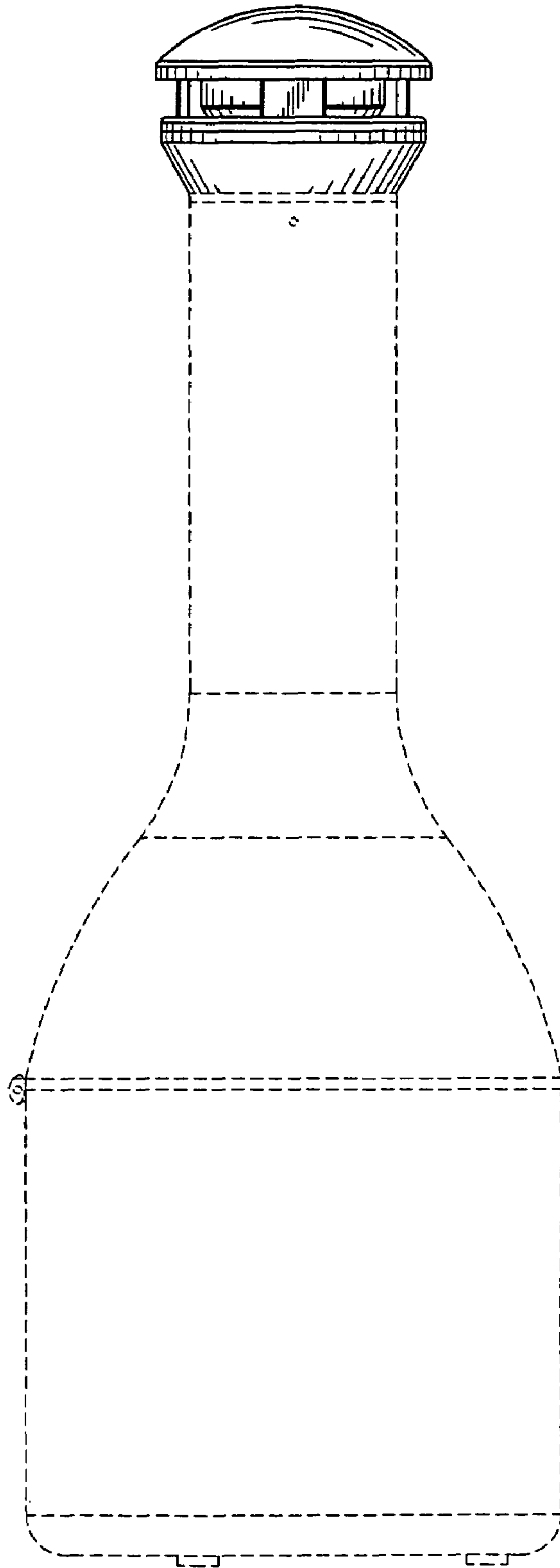


Fig. 5

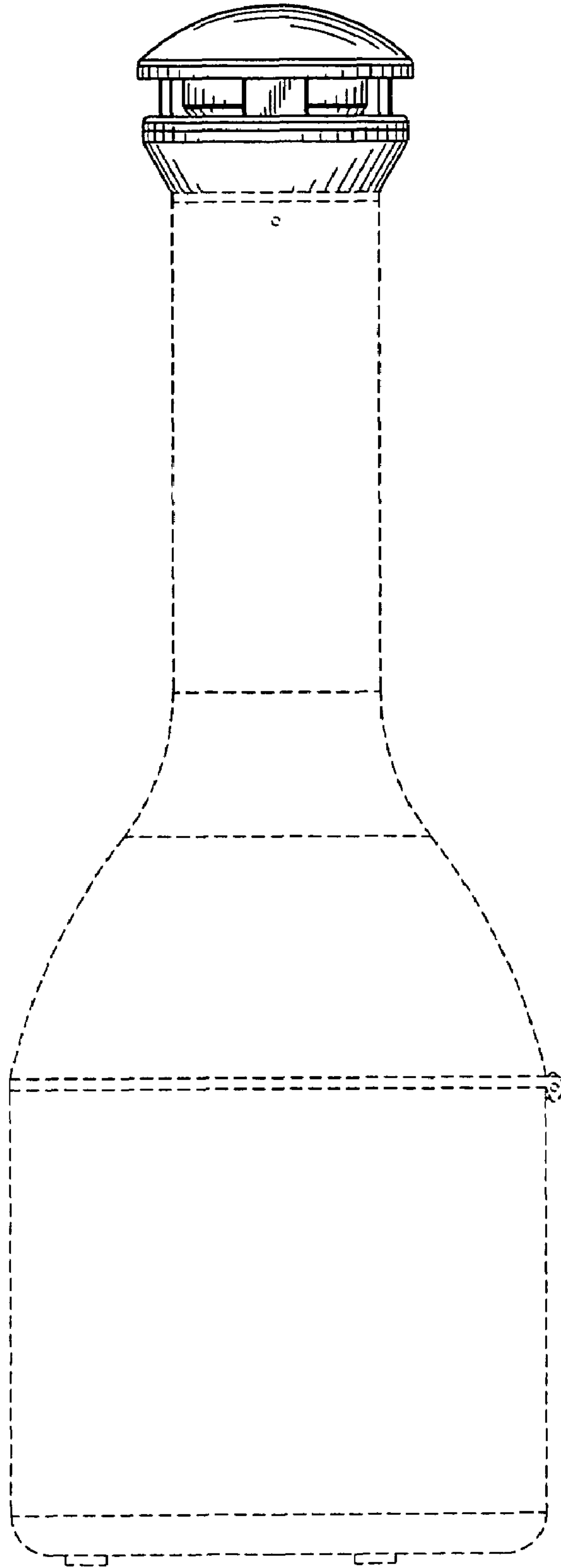


Fig. 6

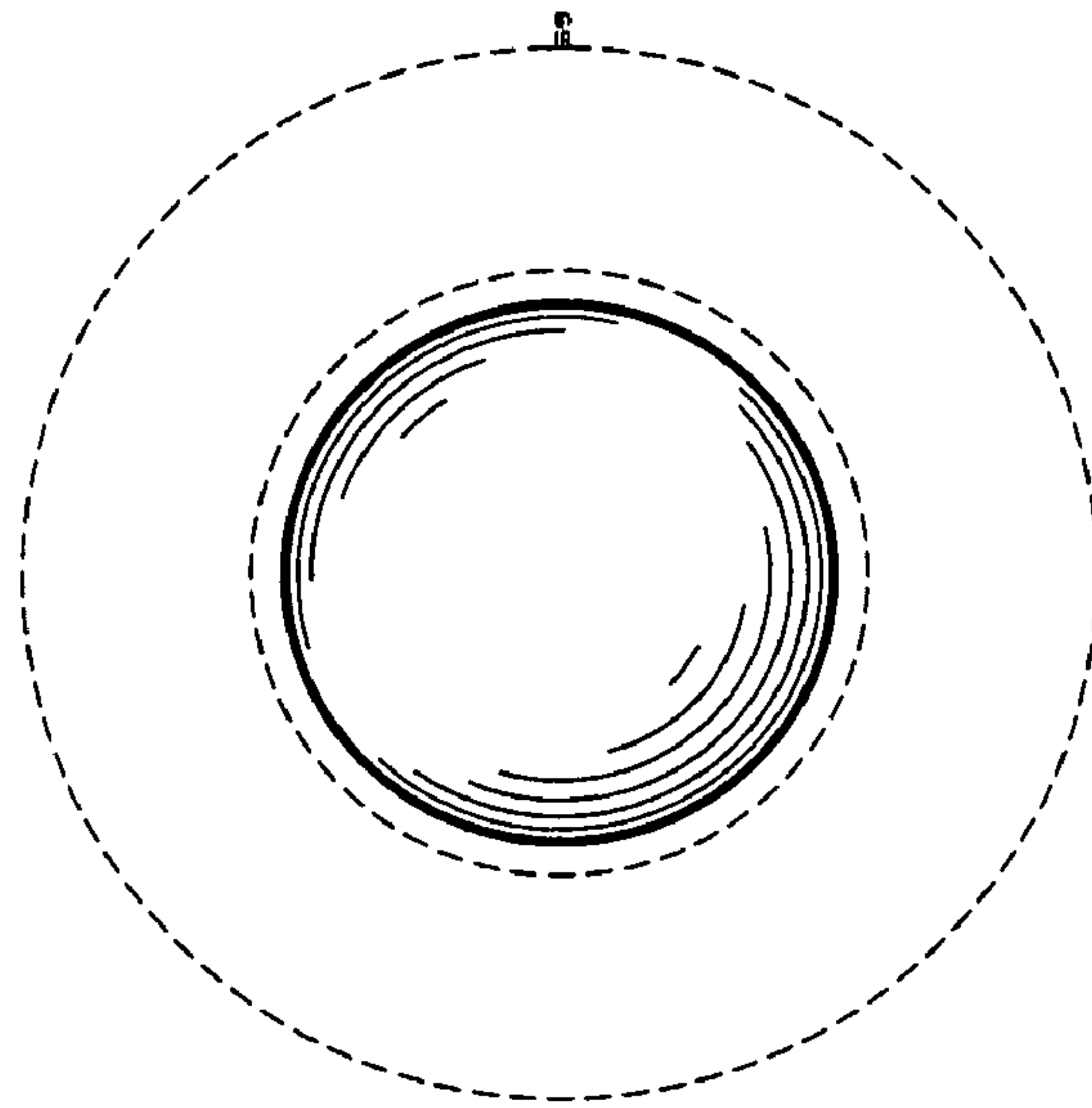


Fig. 7

