

US00D560835S

(12) **United States Design Patent**  
**Hass**

(10) **Patent No.:** **US D560,835 S**

(45) **Date of Patent:** **\*\* Jan. 29, 2008**

(54) **HANDHELD LASER LIGHT PET TOY**

(75) Inventor: **Peter M. Hass**, Orinda, CA (US)

(73) Assignee: **Petsport USA, Inc.**, Pittsburg, CA (US)

(\*\*) Term: **14 Years**

(21) Appl. No.: **29/281,047**

(22) Filed: **Jun. 13, 2007**

(51) **LOC (8) Cl.** ..... **26-02**

(52) **U.S. Cl.** ..... **D26/37**

(58) **Field of Classification Search** ..... D26/37-50;  
362/157, 158, 171-174, 183-208

See application file for complete search history.

(56) **References Cited**

U.S. PATENT DOCUMENTS

D429,831 S	*	8/2000	Ting	.....	D26/37
D531,743 S	*	11/2006	Opolka	.....	D26/37
D535,418 S	*	1/2007	Martin	.....	D26/37
D551,788 S	*	9/2007	Bao	.....	D26/38

\* cited by examiner

*Primary Examiner*—Marcus A. Jackson  
(74) *Attorney, Agent, or Firm*—Holland & Knight LLP;  
Richard E. Lyon, Jr.

(57) **CLAIM**

The ornamental design for a handheld laser light pet toy, as shown and described.

**DESCRIPTION**

FIG. 1 is a perspective view of the handheld laser light pet toy of my new design;

FIG. 2 is a top plan view thereof;

FIG. 3 is a right side view thereof;

FIG. 4 is a left side view thereof;


FIG. 5 is a front view thereof;


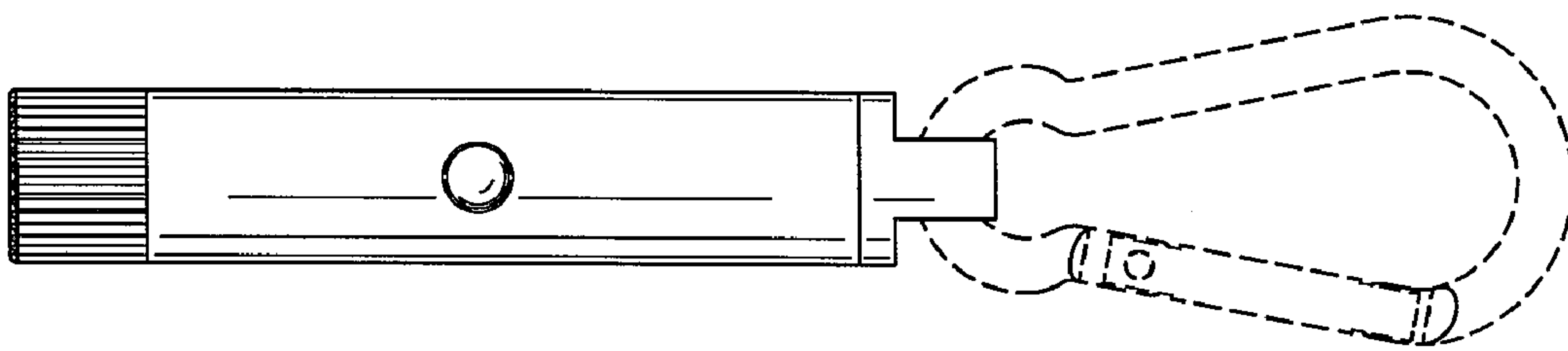

FIG. 6 is a rear view thereof; and,

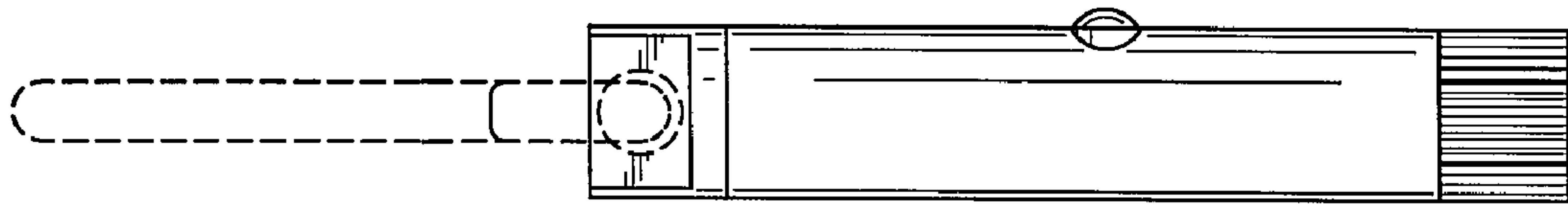
FIG. 7 is a bottom plan view thereof.

The broken line showing of the clip is included for the purpose of illustrating the clip and forms no part of the claimed design.

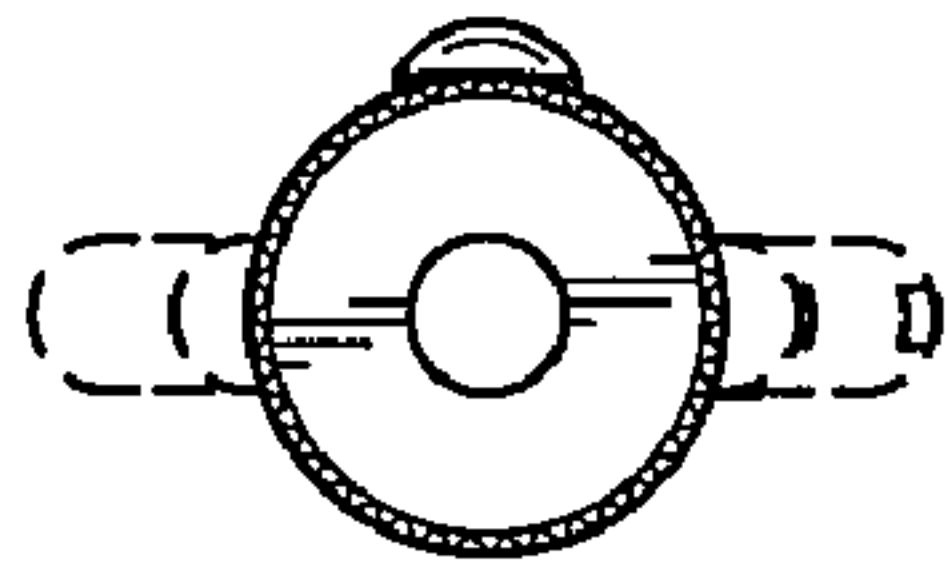
**1 Claim, 2 Drawing Sheets**



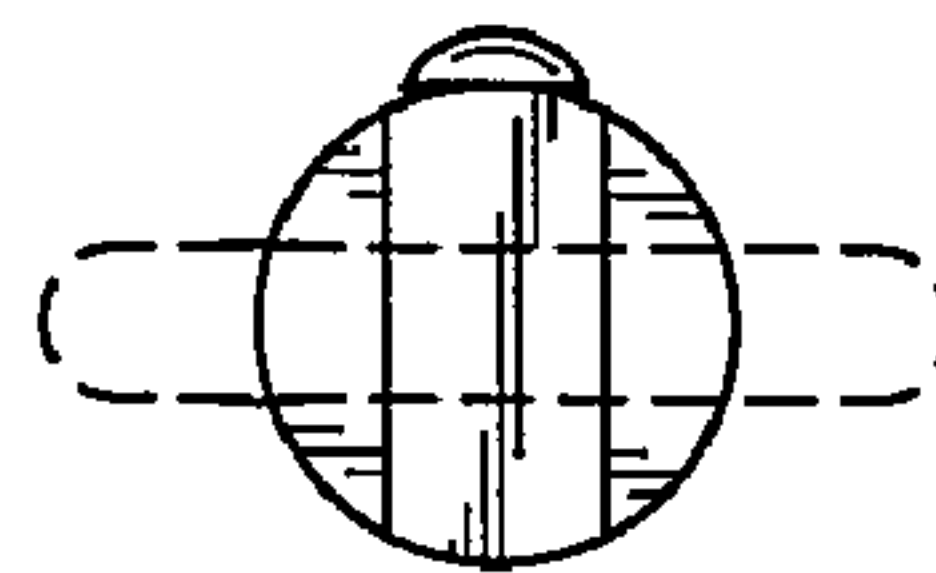




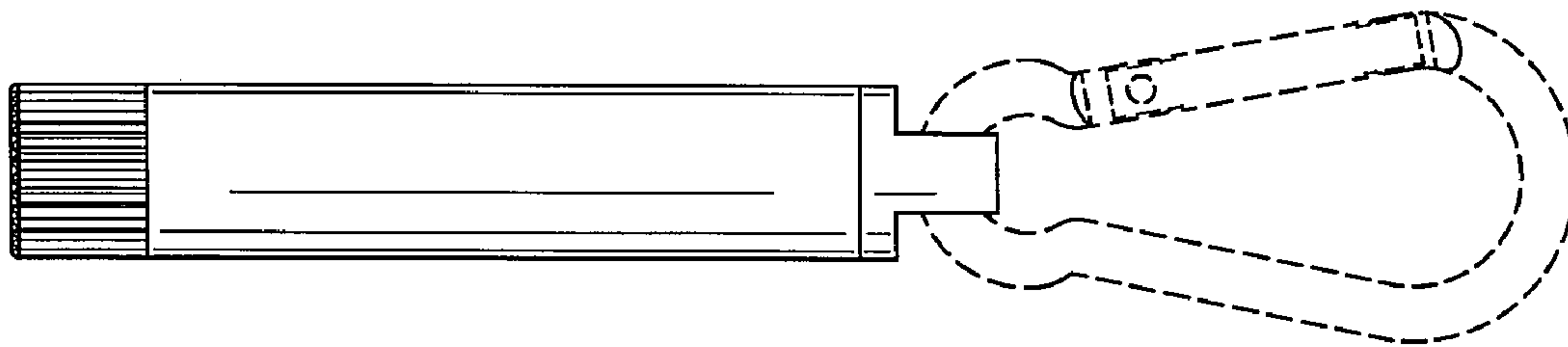
*FIG. 4*



*FIG. 5*



*FIG. 6*



*FIG. 7*