



US00D560823S

(12) **United States Design Patent**
Holland

(10) **Patent No.:** **US D560,823 S**

(45) **Date of Patent:** **** Jan. 29, 2008**

(54) **PRIVACY PANEL AND HANDRAIL SET**

D454,964 S	3/2002	Forbis
D454,965 S	3/2002	Forbis
D455,220 S	4/2002	Forbis
D455,502 S	4/2002	Forbis
6,398,193 B1	6/2002	DeSouza
D461,568 S	8/2002	Forbis
6,460,829 B1	10/2002	Forbis et al.

(76) Inventor: **Ronnie Wynn Holland**, 100 Hickory
La., Edenton, NC (US) 27932

(**) Term: **14 Years**

(21) Appl. No.: **29/173,400**

(22) Filed: **Dec. 30, 2002**

(51) **LOC (8) Cl.** **25-01**

(52) **U.S. Cl.** **D25/122; D25/38**

(58) **Field of Classification Search** **D25/38,**
D25/39, 43, 44; 256/19, 20, 24, 65.01, 66
See application file for complete search history.

* cited by examiner

Primary Examiner—Doris Clark

(74) *Attorney, Agent, or Firm*—William F. Pinsak

(57) **CLAIM**

The ornamental design of the privacy panel and handrail set,
as shown and described.

(56) **References Cited**

U.S. PATENT DOCUMENTS

4,344,604 A *	8/1982	Basey	256/65
D363,131 S *	10/1995	Searer	D25/38
5,480,126 A	1/1996	Teasdale		
5,702,090 A	12/1997	Edgman		
D405,545 S	2/1999	Forbis		
D405,546 S	2/1999	Forbis		
5,988,599 A	11/1999	Forbis		
6,202,987 B1	3/2001	Forbis		
D446,315 S	8/2001	Forbis		
D454,963 S	3/2002	Forbis		


DESCRIPTION

FIG. 1 is a perspective view of a handrail, broken in the
center to indicate indefinite length, of the privacy panel and
handrail set, showing my new design;

FIG. 2 is a perspective view of a privacy panel of the privacy
panel and handrail set; and,

FIG. 3 is a perspective view of a receiver rail of the privacy
panel and handrail set, broken in the center to indicate
indefinite length.

1 Claim, 1 Drawing Sheet



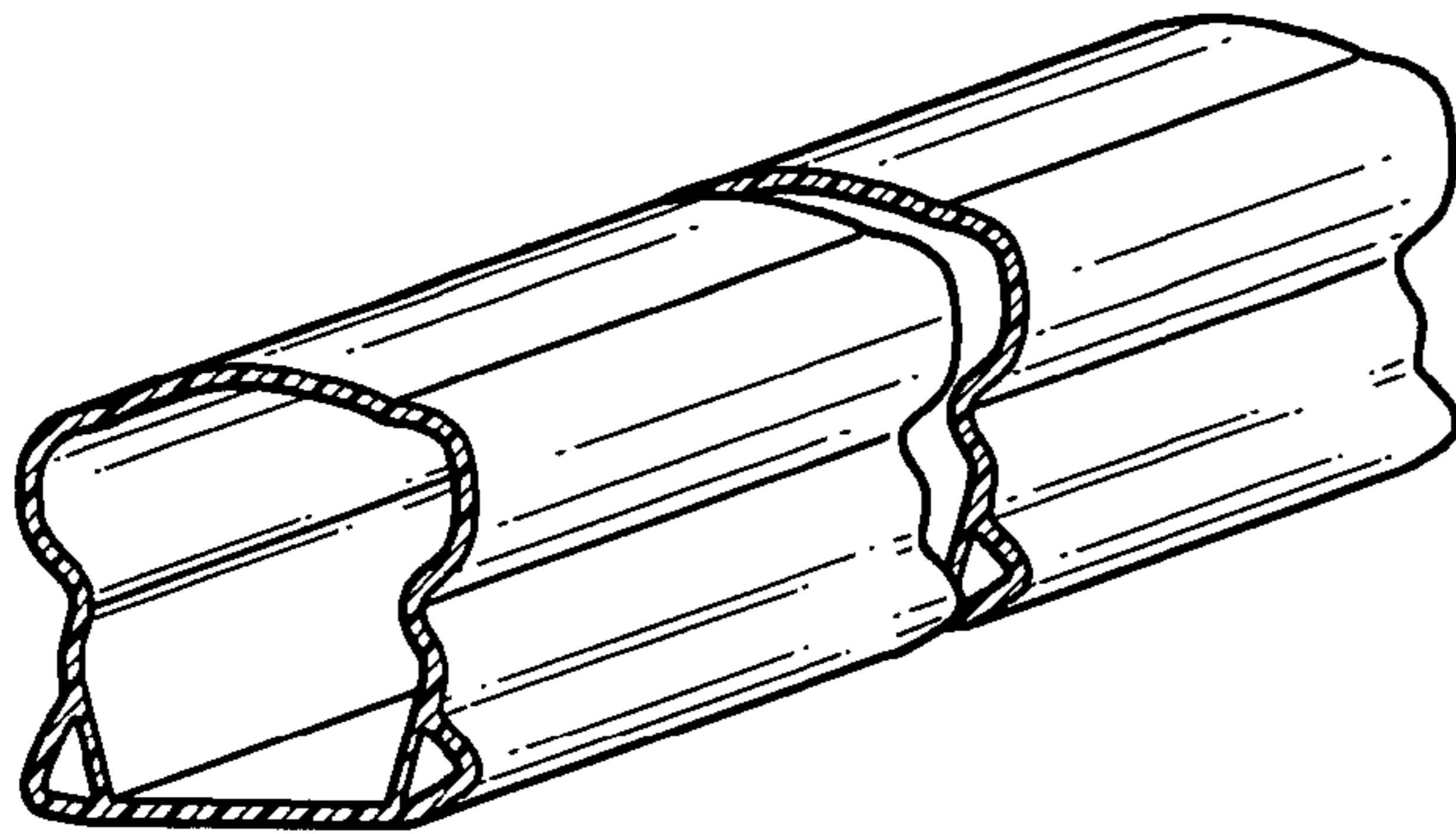


FIG. 1

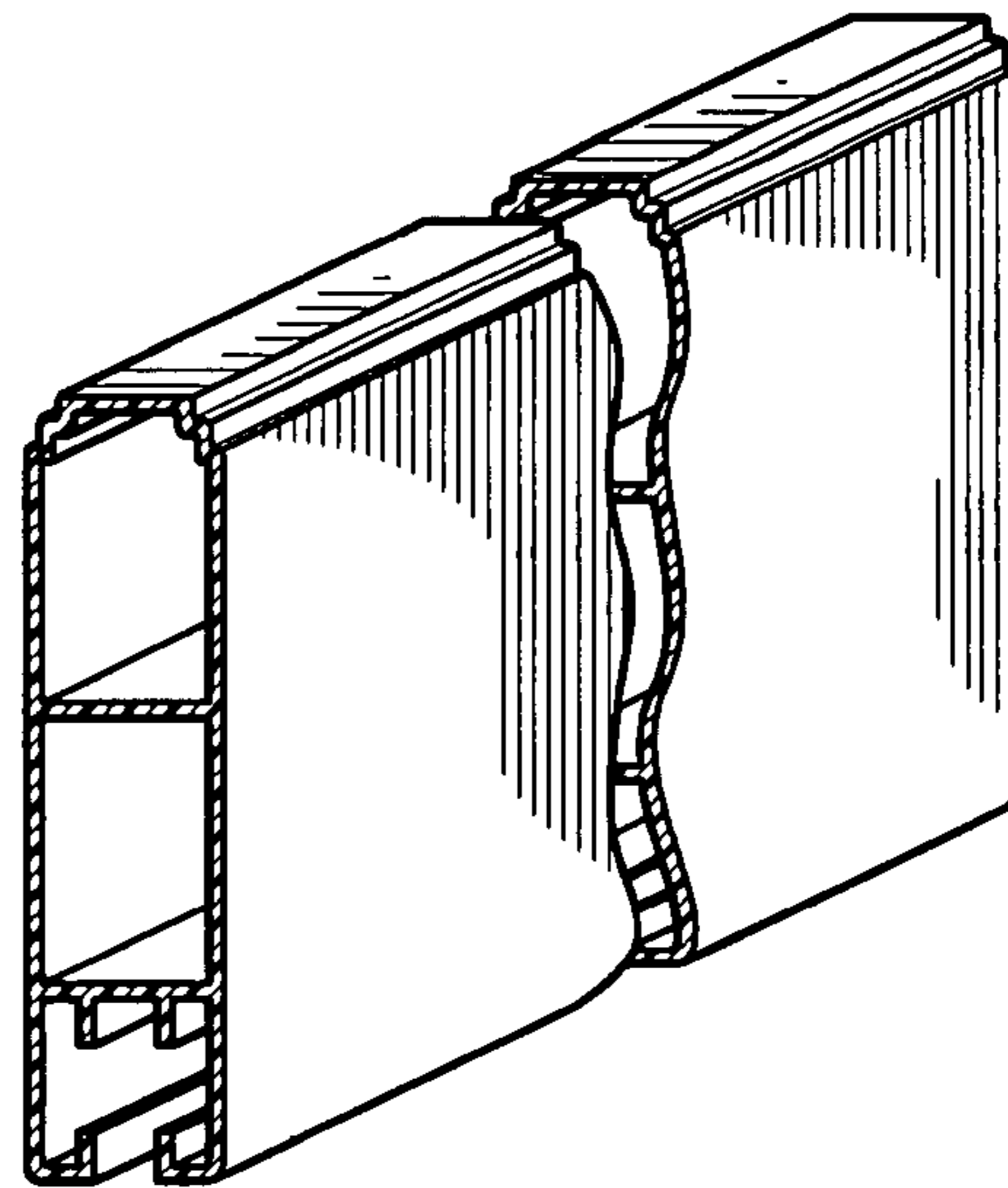


FIG. 3

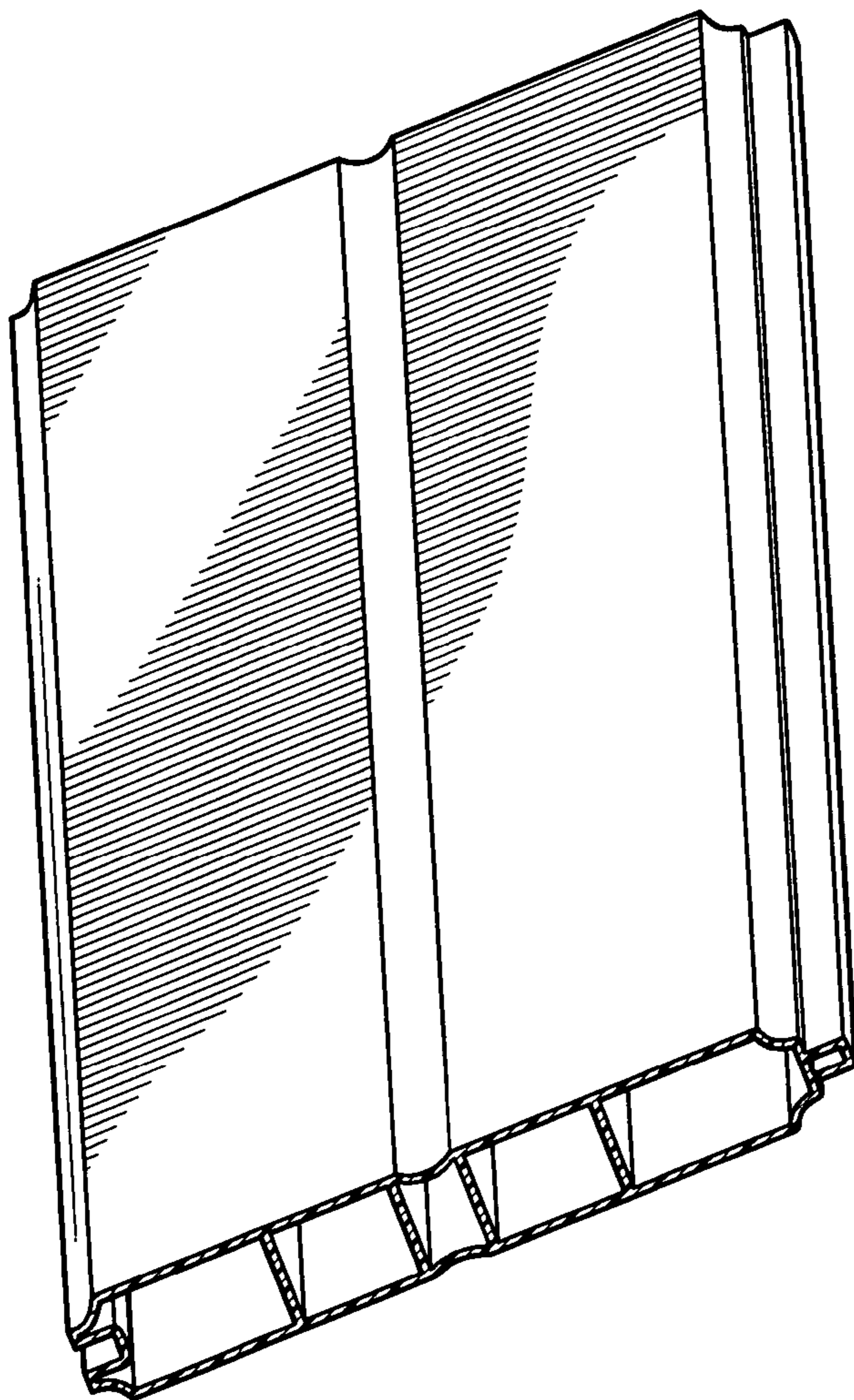


FIG. 2