

US00D560802S

(12) **United States Design Patent**
Stratton

(10) **Patent No.:** **US D560,802 S**
(45) **Date of Patent:** **** Jan. 29, 2008**

(54) **DISPOSABLE DIAPER COMBINATION THAT CONTAINS DISPOSABLE CLEANSING CLOTHS**

6,475,204 B1 11/2002 Walker

* cited by examiner

(76) Inventor: **William Stratton**, 4445 Norwaldo Ave., Indianapolis, IN (US) 46205

Primary Examiner—Louis S. Zarfaz
Assistant Examiner—Michelle E. Wilson

(**) Term: **14 Years**

(57) **CLAIM**

(21) Appl. No.: **29/224,780**

The ornamental design for a disposable diaper combination that contains disposable cleansing cloths, as shown.

(22) Filed: **Mar. 8, 2005**

DESCRIPTION

(51) **LOC (8) Cl.** **24-04**

(52) **U.S. Cl.** **D24/126**

(58) **Field of Classification Search** D24/124–126;
604/394–397, 358, 385.01, 385.02, 385.06,
604/386, 396, 378–380

See application file for complete search history.

A disposable diaper structure with features such as gathered waistband, leg gathers, stay-dry inner liners, highly absorbent crotch/center area, adhesive or Velcro tabs, or decorative outer lining. Also, the diaper design would include the placement of three to four disposable cleansing cloths in vacuum-sealed plastic on the inside front of the diaper. The cloths would be covered by a plastic cover on the inside of the diaper to prevent older babies and toddlers from removing them. The cloths would be easily accessed during the changing process eliminating the need for a separate disposable cloth container making the process much more efficient.

(56) **References Cited**

U.S. PATENT DOCUMENTS

4,221,221 A	9/1980	Ehrlich	
4,753,647 A	6/1988	Curtis	
4,790,840 A *	12/1988	Cortina	604/385.06
4,808,175 A	2/1989	Hansen	
D324,567 S *	3/1992	Leslie et al.	D24/126
D334,426 S *	3/1993	Meis	D24/126
D354,809 S *	1/1995	Eskey	D24/126
5,582,605 A	12/1996	Lepie	
D380,829 S	7/1997	Breault	
D412,982 S *	8/1999	Wyatt	D24/126

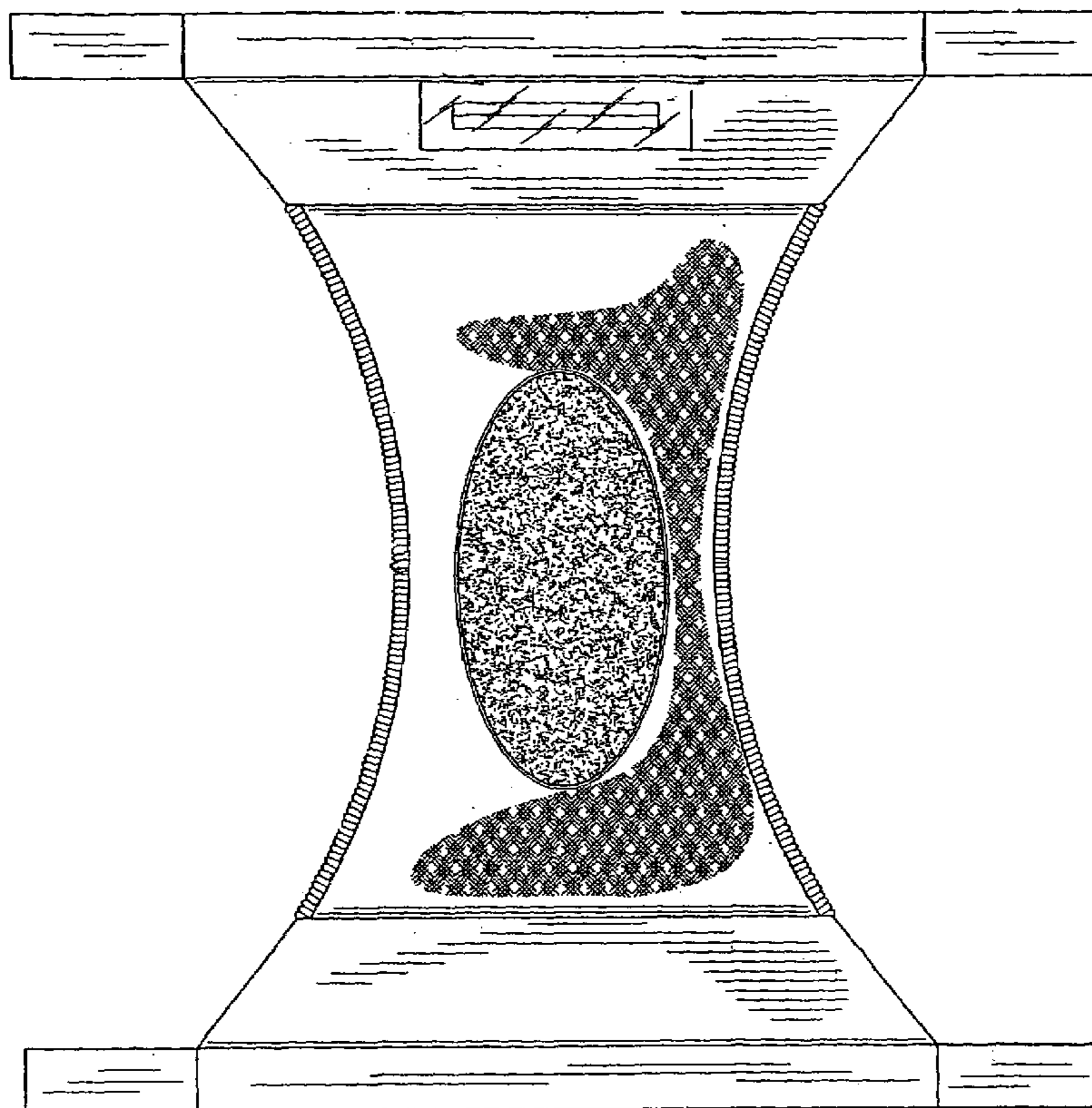
FIG. 1 is a front view of the design shown in open position;

FIG. 2 is a rear view thereof;

FIG. 3 is a left or right side view thereof; and,

FIG. 4 is a top or bottom view thereof.

1 Claim, 3 Drawing Sheets



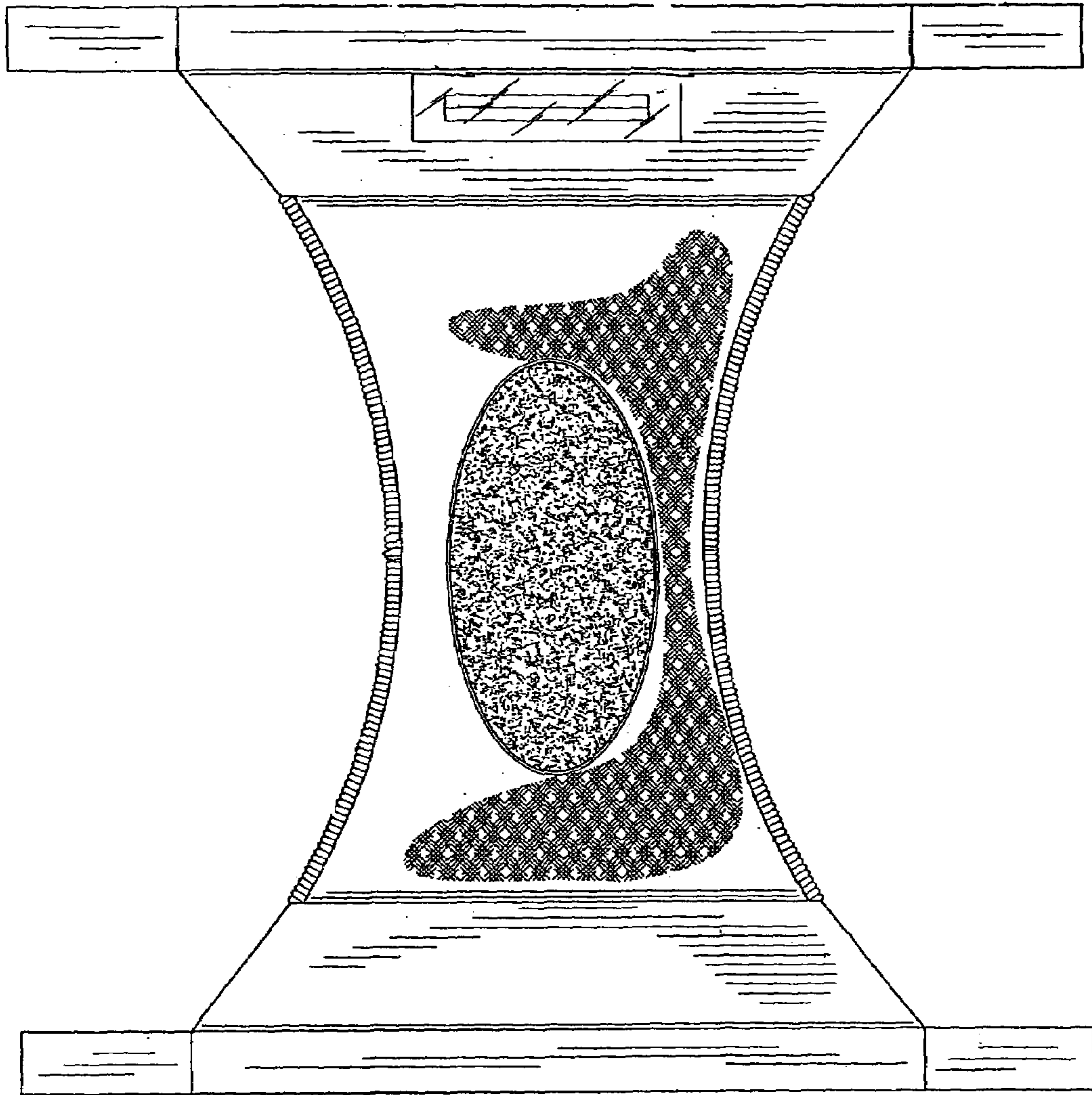


FIG. 1

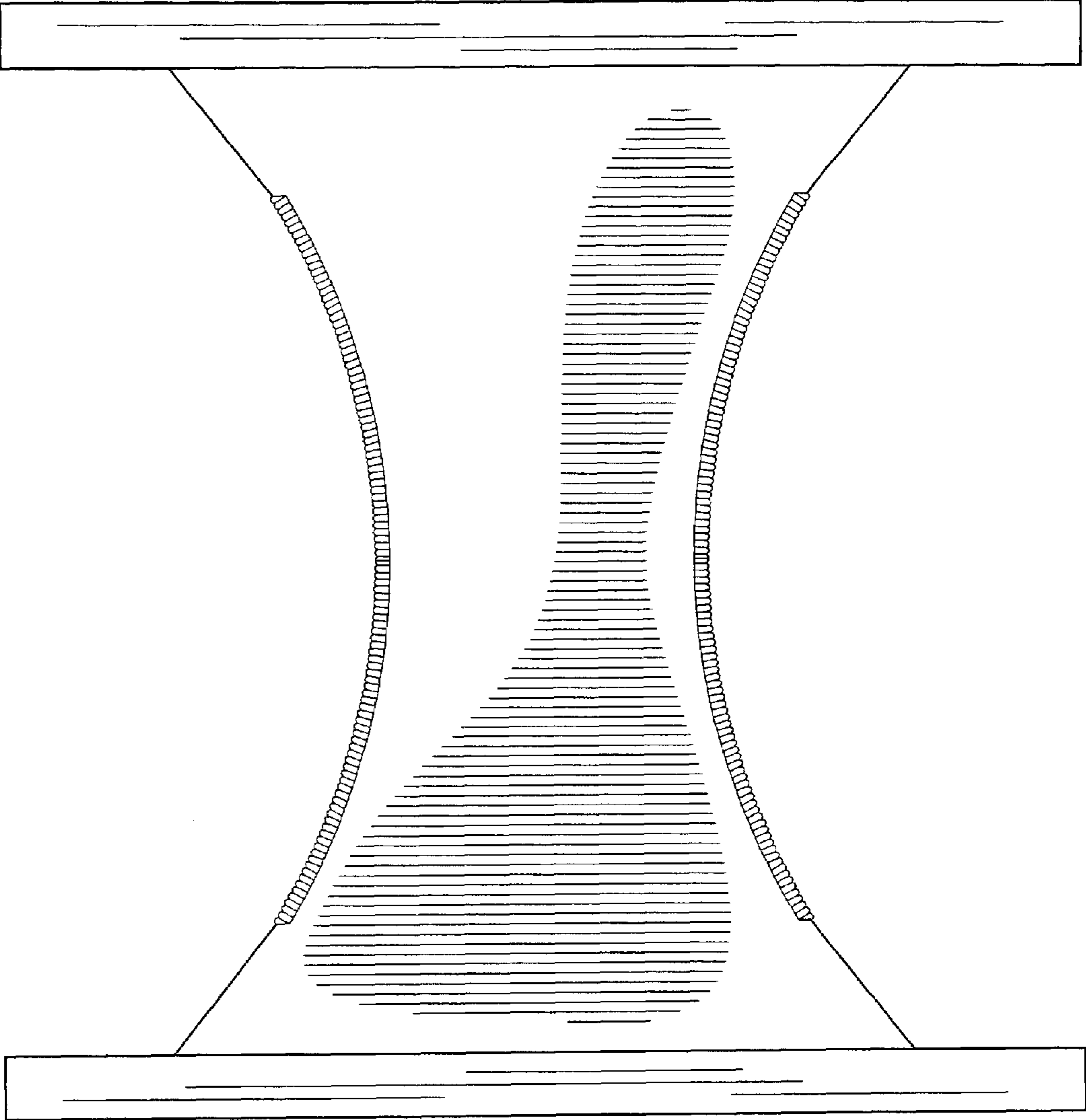


FIG. 2

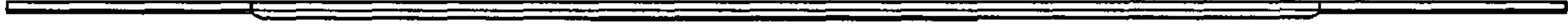


FIG. 4



FIG. 3