

US00D560791S

(12) **United States Design Patent**
Shirahama

(10) **Patent No.:** **US D560,791 S**

(45) **Date of Patent:** **** Jan. 29, 2008**

(54) **FAN BLADE**

(75) Inventor: **Seiji Shirahama**, Kasugai (JP)

(73) Assignee: **Matsushita Electric Industrial Co., Ltd.**, Osaka (JP)

(**) Term: **14 Years**

(21) Appl. No.: **29/271,655**

(22) Filed: **Jan. 24, 2007**

(30) **Foreign Application Priority Data**

Oct. 20, 2006 (JP) 2006-028538

(51) **LOC (8) Cl.** **23-04**

(52) **U.S. Cl.** **D23/413**

(58) **Field of Classification Search** D23/370,
D23/379, 413; 416/246, 223 R, 238
See application file for complete search history.

(56) **References Cited**

U.S. PATENT DOCUMENTS

D463,021 S 9/2002 Huang et al.
6,579,064 B2* 6/2003 Hsieh 416/182

* cited by examiner

Primary Examiner—Lisa Lichtenstein

(74) *Attorney, Agent, or Firm*—Brinks Hofer Gilson & Lione

(57) **CLAIM**

I claim the ornamental design for a fan blade, as shown and described.

DESCRIPTION

FIG. 1 is a top perspective view of a fan blade of the present invention;

FIG. 2 is a front view thereof;

FIG. 3 is a first side view thereof;

FIG. 4 is a rear view thereof;

FIG. 5 is a second side view thereof;

FIG. 6 is a top view thereof;

FIG. 7 is a bottom view thereof; and,

FIG. 8 is a reduced perspective view thereof shown in an environmental use.

The broken line showing of the fan blade in use is included for the purpose of illustrating environmental structure and forms no part of the claimed design.

1 Claim, 4 Drawing Sheets

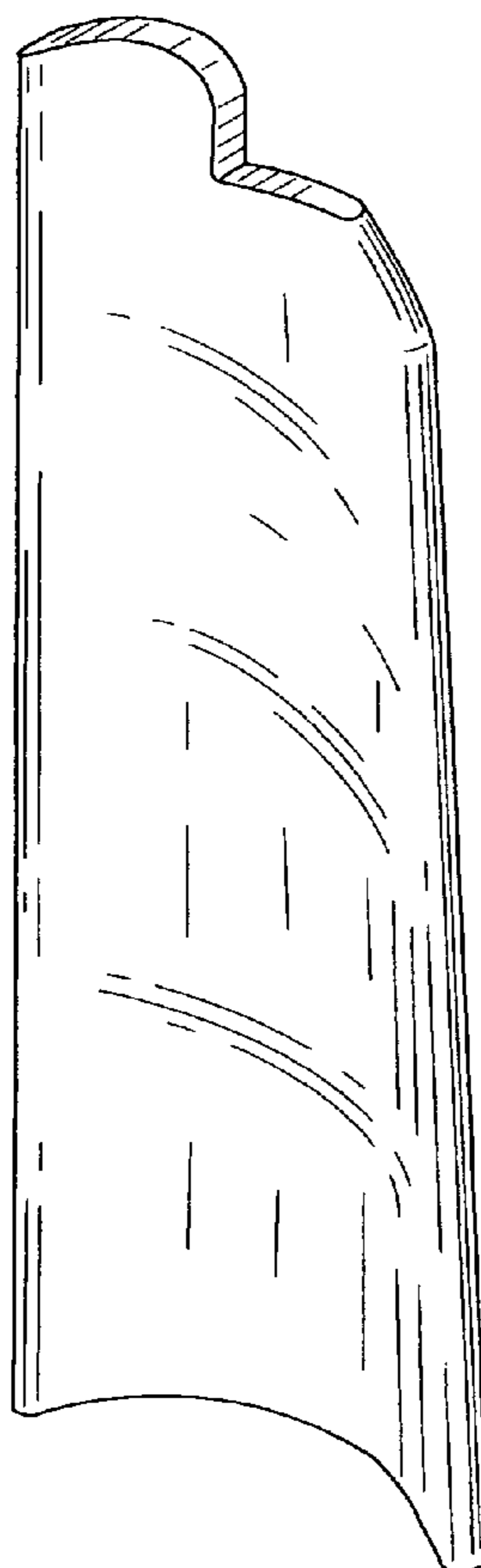


FIG. 1




FIG.2

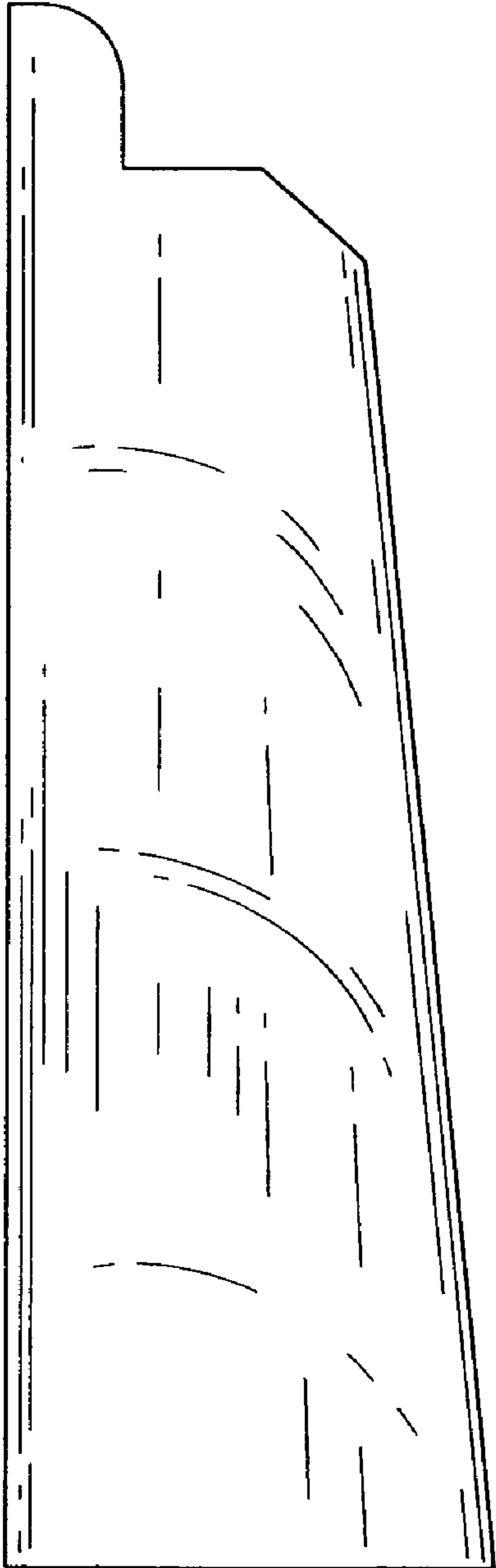


FIG.3




FIG.4



FIG.5




FIG.6

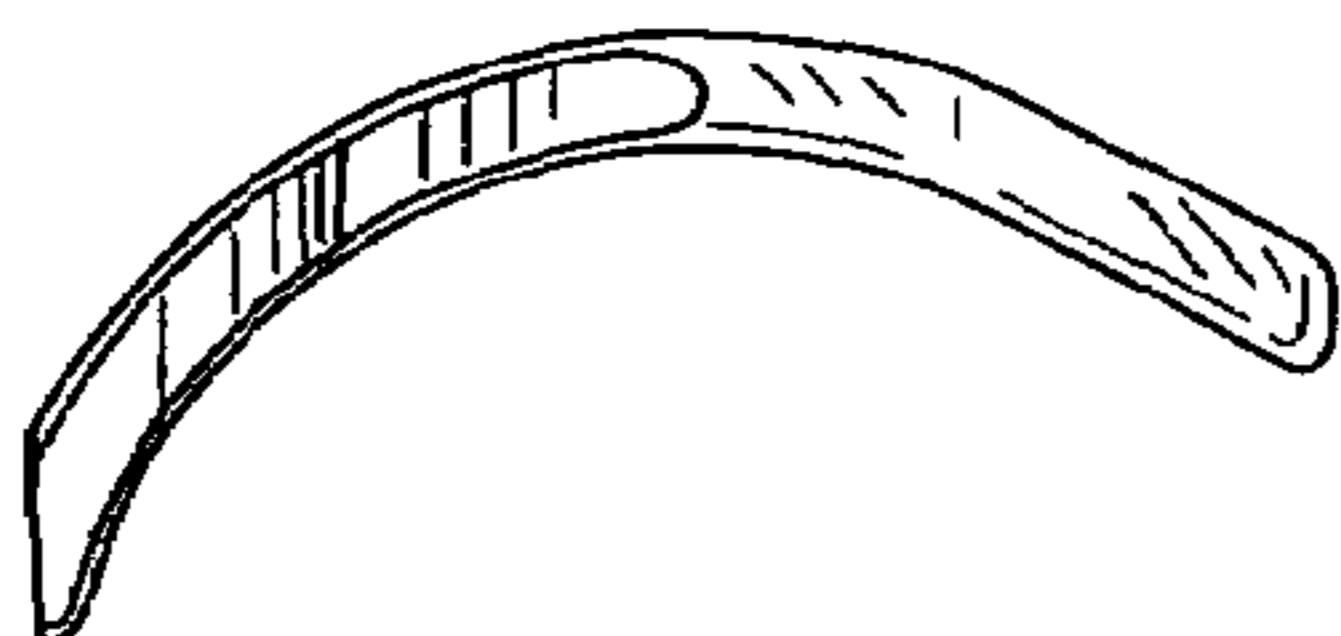


FIG.7

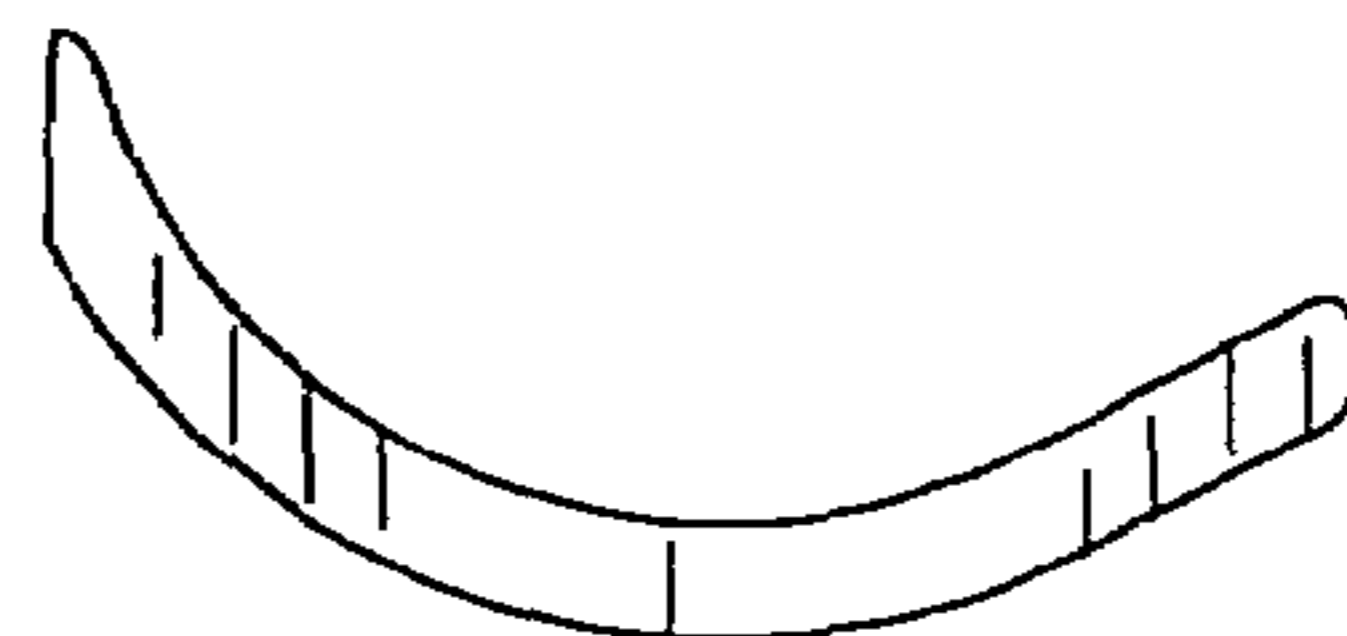


FIG. 8

