



US00D560748S

(12) **United States Design Patent**
Kent

(10) **Patent No.:** **US D560,748 S**

(45) **Date of Patent:** **** Jan. 29, 2008**

(54) **FISHING LURE**

D428,639 S * 7/2000 Christians D22/133
D487,131 S * 2/2004 Tham D22/131
D544,066 S * 6/2007 Kent D22/126

(75) Inventor: **Wayne Kent**, Tyler, TX (US)

* cited by examiner

(73) Assignee: **Knight Manufacturing Co., Inc.**,
Tyler, TX (US)

Primary Examiner—Catherine R. Oliver

(**) Term: **14 Years**

(74) *Attorney, Agent, or Firm*—Charles M. Kaplan

(21) Appl. No.: **29/286,338**

(57) **CLAIM**

(22) Filed: **May 3, 2007**

The ornamental design for a fishing lure, as shown and described.

(51) **LOC (8) Cl.** **22-05**

(52) **U.S. Cl.** **D22/131**

(58) **Field of Classification Search** D22/126–133;
43/42.44, 42.48, 42.45, 43, 42.08, 42, 42.31,
43/42.06, 42.02

See application file for complete search history.

DESCRIPTION

FIG. 1 is a side elevational view of a fishing lure embodying my new design, the opposite side being a mirror image;

FIG. 2 is a top plan view of the fishing lure;

FIG. 3 is a bottom plan view of the fishing lure;

FIG. 4 is a front elevational view of the fishing lure; and,

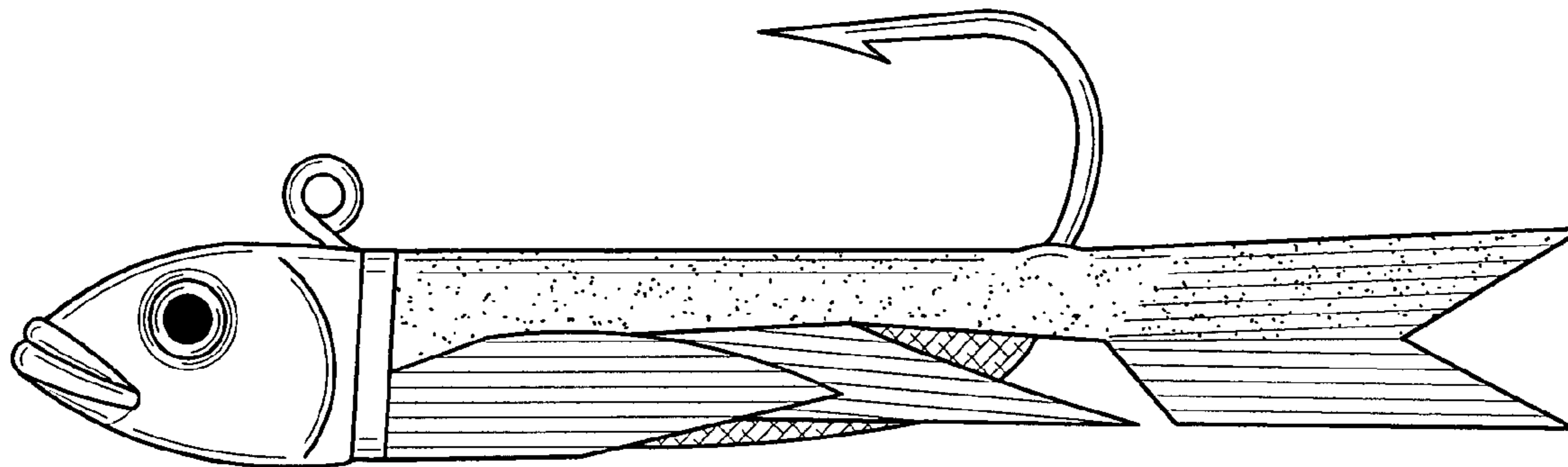
FIG. 5 is a rear elevational view of the fishing lure.

(56) **References Cited**

U.S. PATENT DOCUMENTS

D369,200 S * 4/1996 Huddleston et al. D22/133

1 Claim, 1 Drawing Sheet



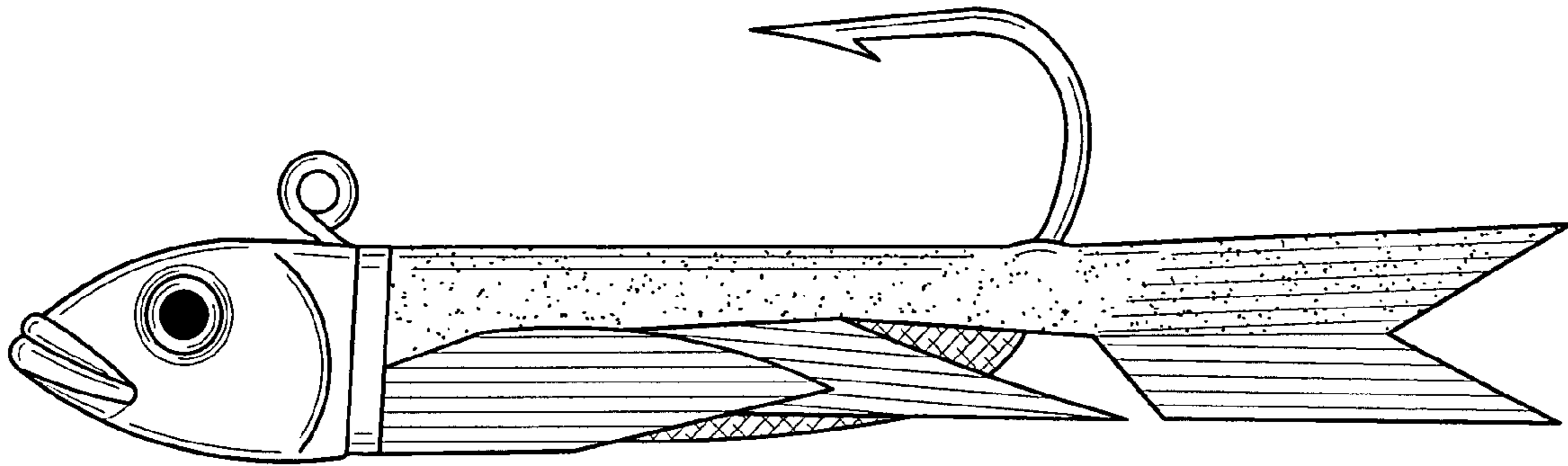


FIG. 1

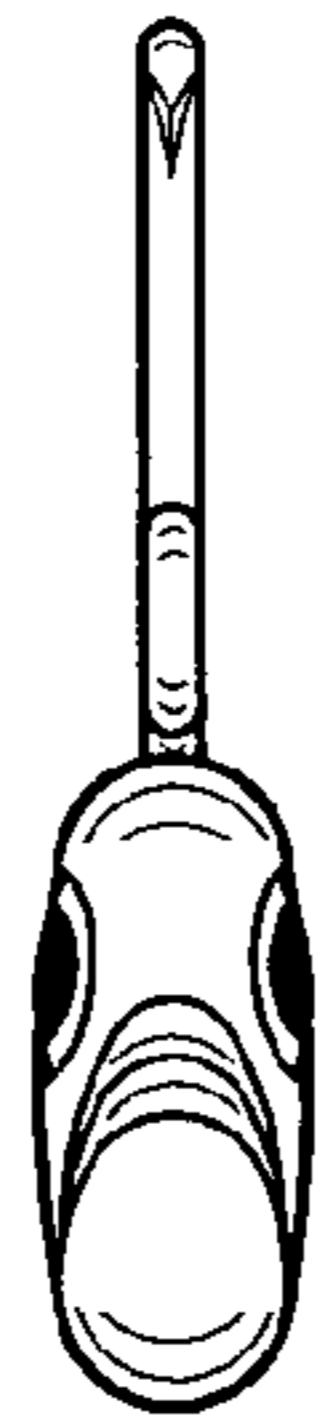


FIG. 2

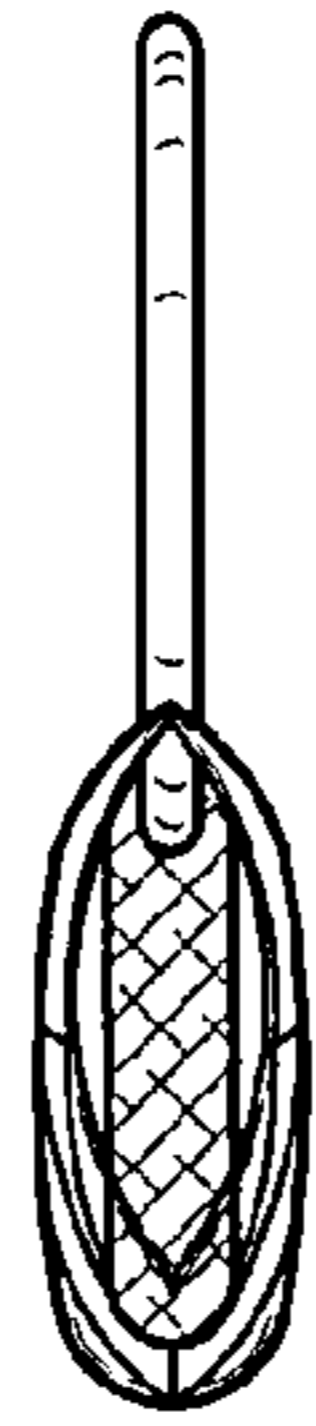


FIG. 3




FIG. 4




FIG. 5