



US00D560730S

(12) **United States Design Patent**
Magener

(10) **Patent No.:** **US D560,730 S**
(45) **Date of Patent:** **** Jan. 29, 2008**

(54) **TEDDY BEAR WITH HEART-SHAPED-G-STRING**

(76) Inventor: **Michael Magener**, 9711 E. Olive St., Temple City, CA (US) 91780

(**) Term: **14 Years**

(21) Appl. No.: **29/264,165**

(22) Filed: **Aug. 7, 2006**

(51) **LOC (8) Cl.** **21-01**
(52) **U.S. Cl.** **D21/605**
(58) **Field of Classification Search** D21/576-578, D21/584-592, 604-605, 658-660; D11/158; 446/72, 97-98, 268-269, 321, 369
See application file for complete search history.

(56) **References Cited**

U.S. PATENT DOCUMENTS

D396,315 S * 7/1998 Hamerman D21/604
D443,904 S * 6/2001 Arai et al. D21/605
6,685,532 B1 * 2/2004 McLean 446/369

OTHER PUBLICATIONS

Anhui Light Industrial Import and Export Catalog, p. 10, Bear 5293B.*

* cited by examiner

Primary Examiner—Sandra L. Morris

(74) *Attorney, Agent, or Firm*—William W. Haefliger

(57) **CLAIM**

The ornamental design for a teddy bear with heart-shaped G-string, substantially as shown and described.

DESCRIPTION

FIG. 1 is a front elevation showing teddy bear with heart-shaped G-string;

FIG. 2 is a rear elevation of the FIG. 1 teddy bear with heart-shaped G-string;

FIG. 3 is a right side elevation showing the FIG. 1 teddy bear with heart-shaped G-string, the left side elevation being the same;

FIG. 4 is a top plan view of the FIG. 1 teddy bear with heart-shaped G-string; and,

FIG. 5 is a bottom plan view of the FIG. 1 teddy bear with heart-shaped G-string.

1 Claim, 2 Drawing Sheets




FIG. 2.

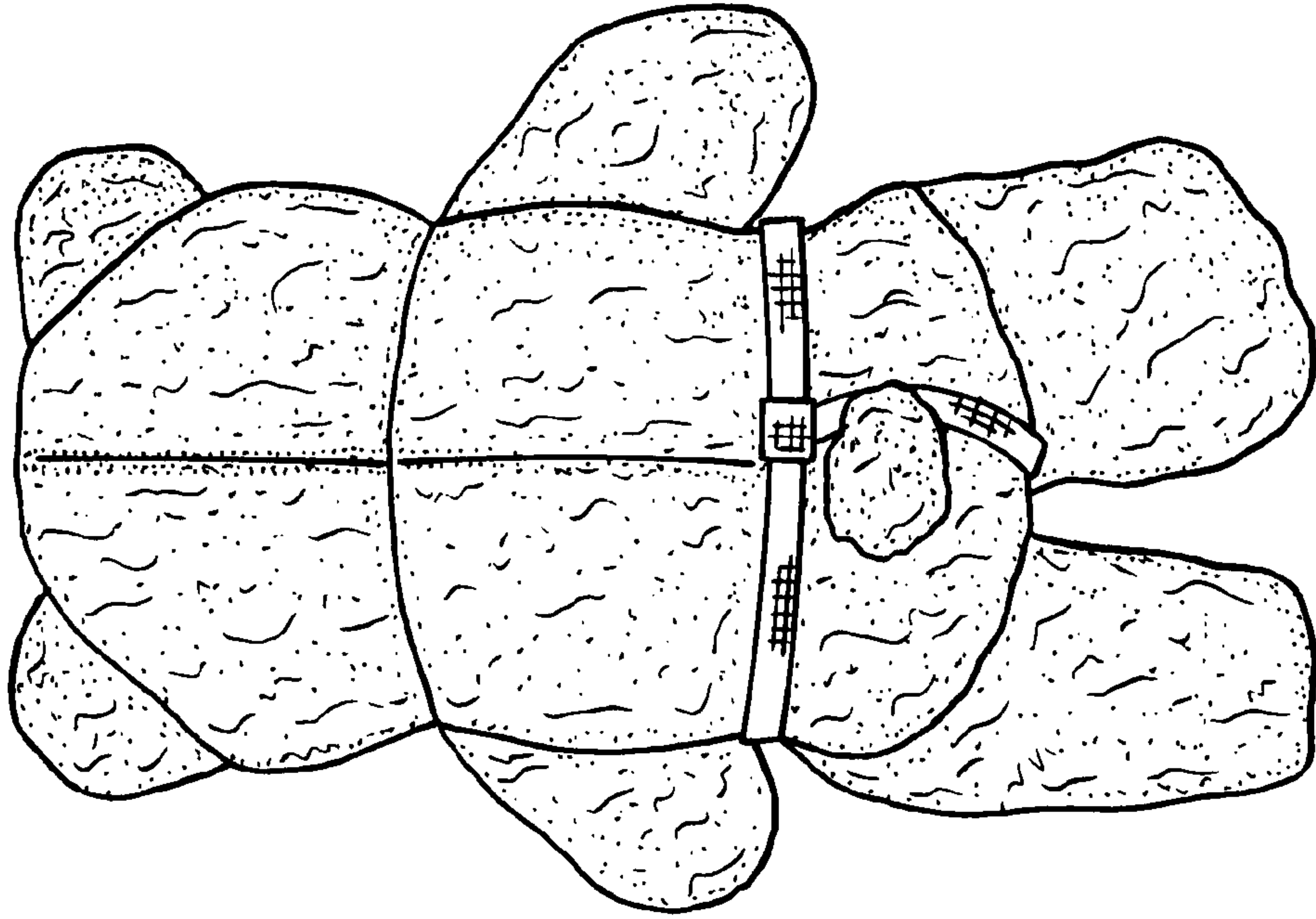


FIG. 1.

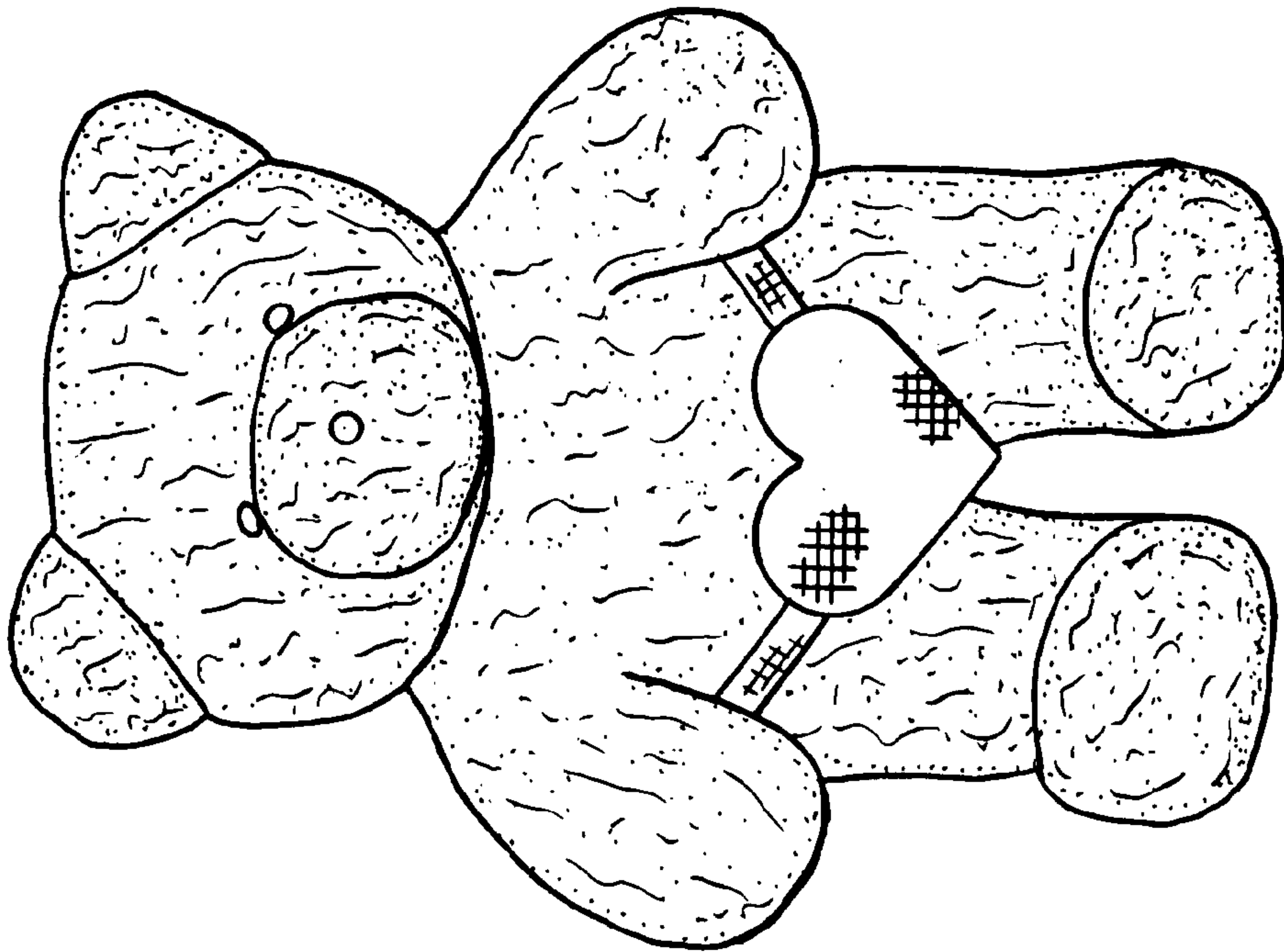


FIG. 4.

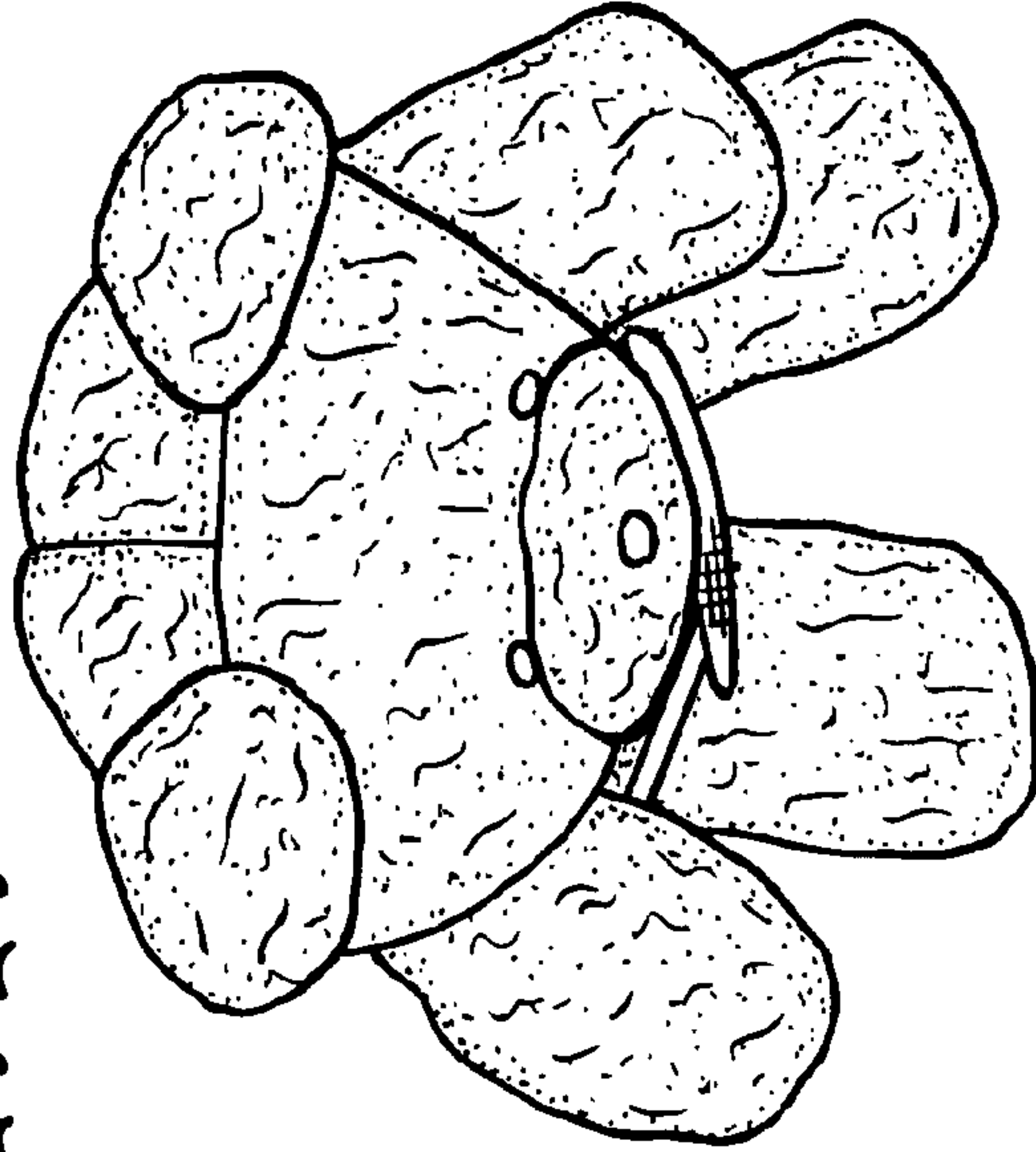


FIG. 5.




FIG. 3.

