

US00D560725S

(12) **United States Design Patent**
Johnson

(10) **Patent No.:** **US D560,725 S**

(45) **Date of Patent:** **** Jan. 29, 2008**

(54) **GAMING MACHINE**

2005/0113163 A1* 5/2005 Mattice et al. 463/16

(75) Inventor: **Ian Johnson**, Lane Cove (AU)

* cited by examiner

(73) Assignee: **Aristocrat Technologies Australia Pty Ltd.**, Lane Cove, NSW (AU)

Primary Examiner—Sandra L. Morris

(74) *Attorney, Agent, or Firm*—McAndrews, Held & Malloy, Ltd.

(**) Term: **14 Years**

(57) **CLAIM**

(21) Appl. No.: **29/260,283**

The ornamental design for a gaming machine, as shown and described.

(22) Filed: **May 23, 2006**

(51) **LOC (8) Cl.** **21-03**

(52) **U.S. Cl.** **D21/370; D21/329**

(58) **Field of Classification Search** D21/325,
D21/329, 369–371, 374, 385; D14/305,
D14/307, 336, 900–902; 463/16–17, 20,
463/25, 42, 46–47

See application file for complete search history.

DESCRIPTION

FIG. 1 is a perspective view of an embodiment of a gaming machine.

FIG. 2 is a front view of an embodiment of a gaming machine; and,

FIG. 3 is a side view of an embodiment of a gaming machine.

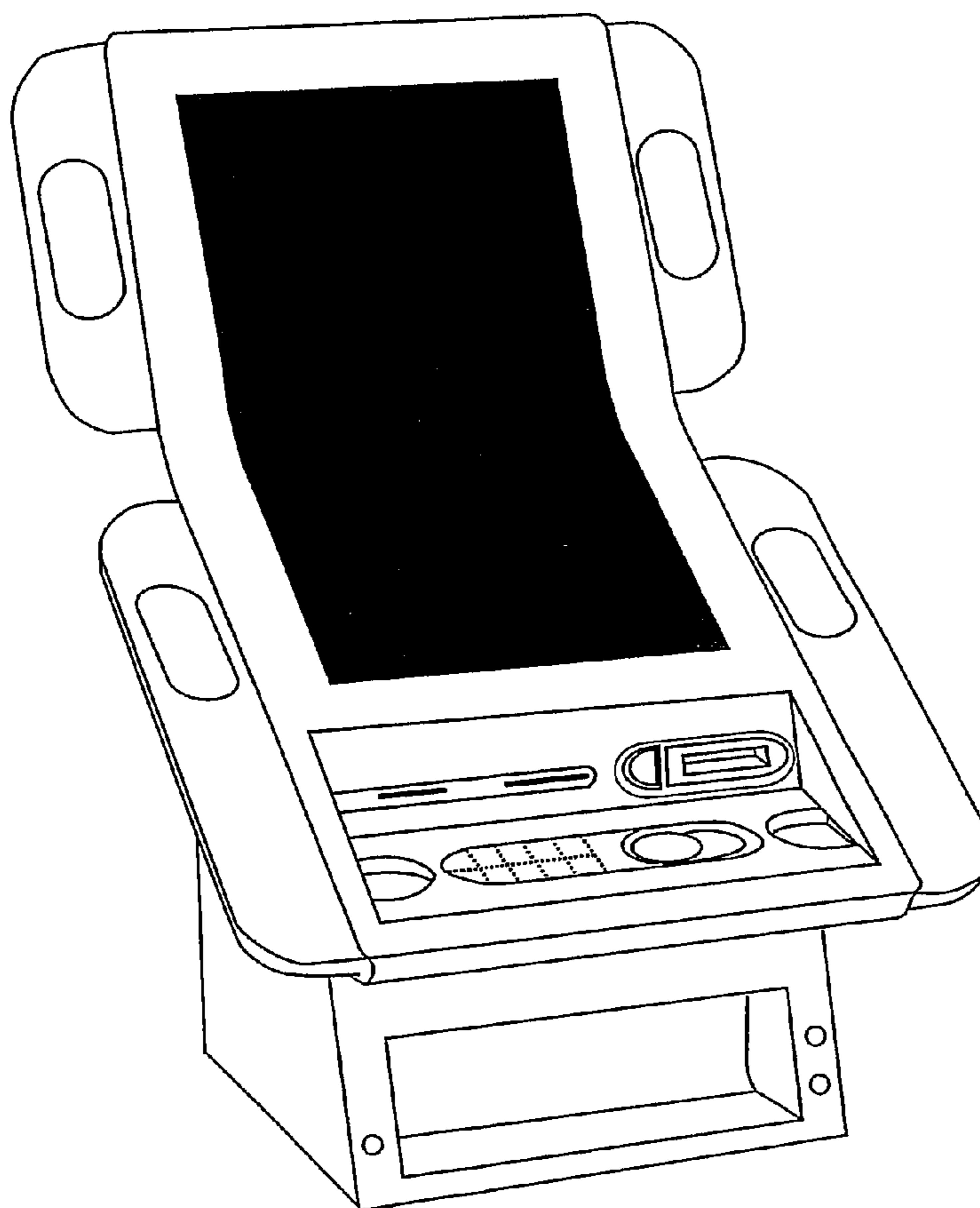
The design has a bottom and rear that are unornamented and are therefore omitted from the specification. The subject matter shown in broken line represents unclaimed environmental structure which is shown for illustrative purposes only and forms no part of the claimed design.

(56) **References Cited**

U.S. PATENT DOCUMENTS

D428,864 S *	8/2000	Rooyakkers et al.	D14/306
D481,078 S *	10/2003	Stephan	D21/369
D509,254 S *	9/2005	Rasmussen et al.	D21/369
D540,398 S *	4/2007	Gadda et al.	D21/369

1 Claim, 3 Drawing Sheets



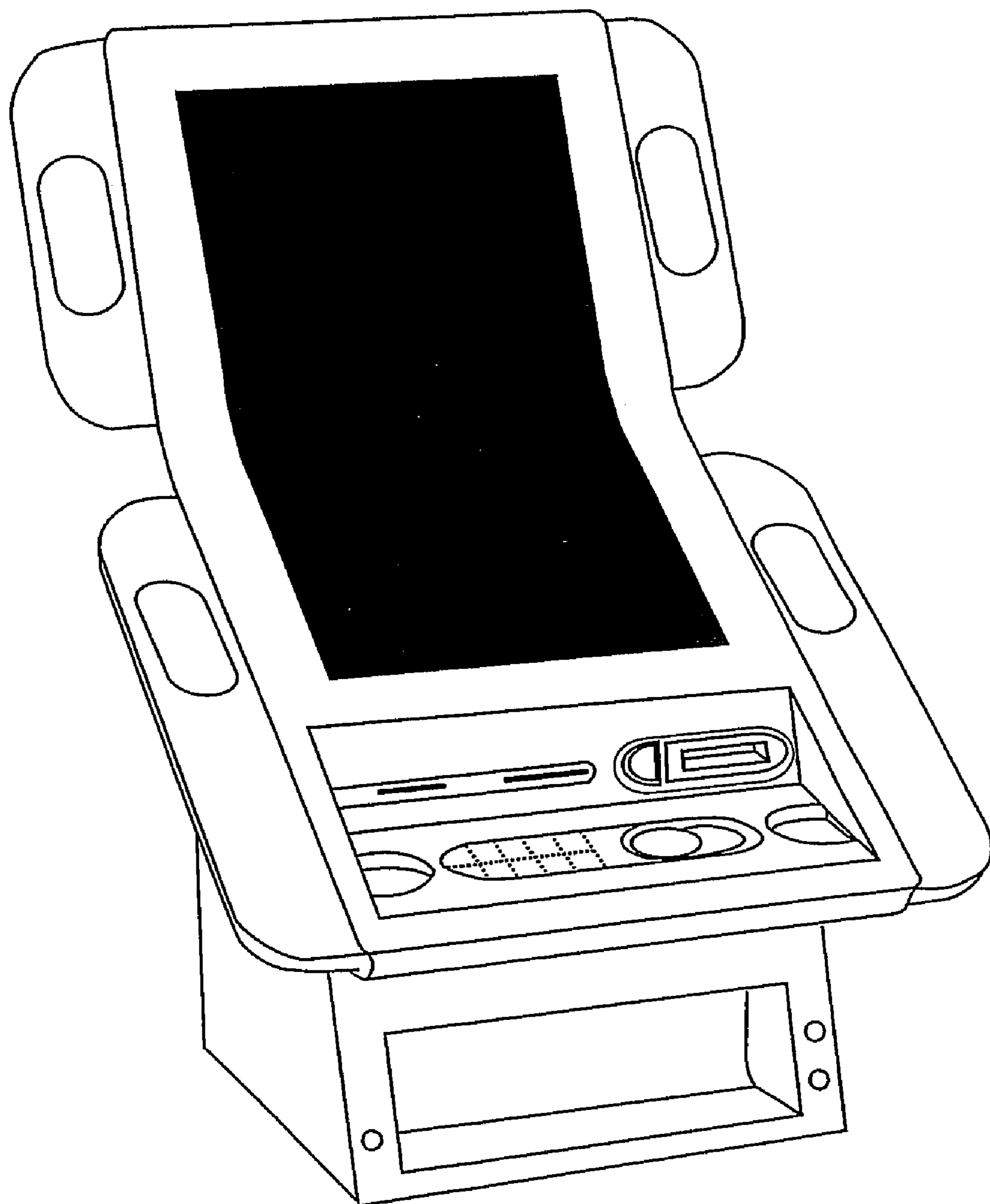


FIGURE 1

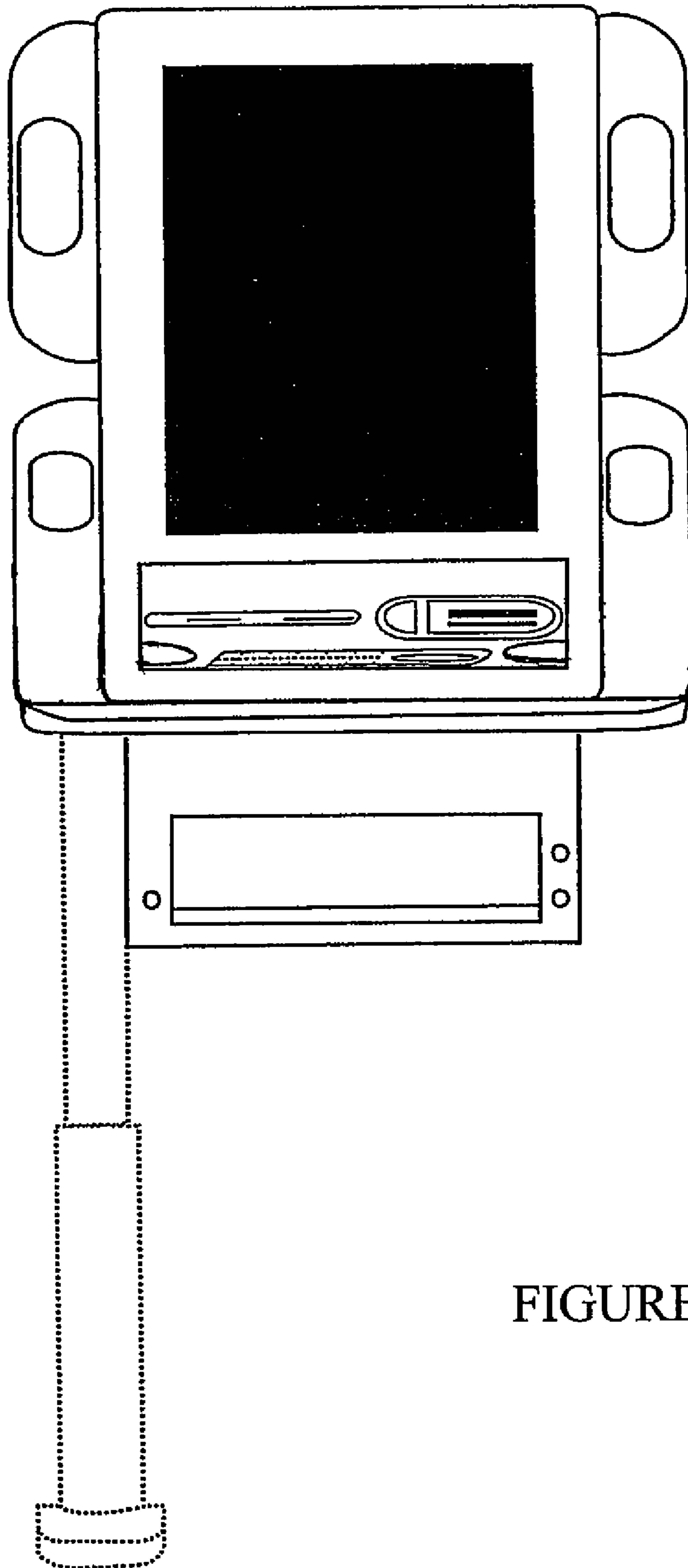


FIGURE 2

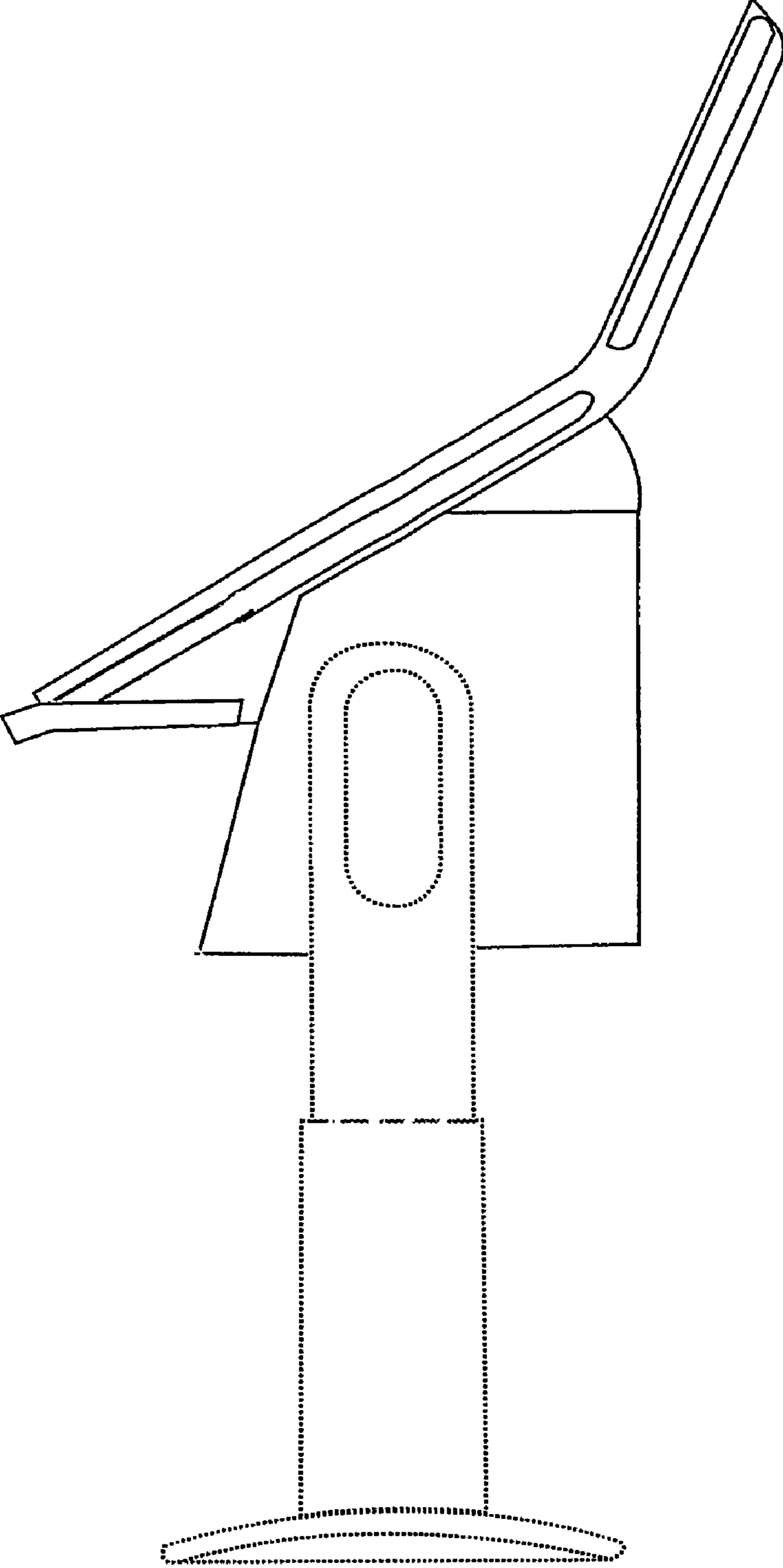


FIGURE 3