

US00D560723S

(12) **United States Design Patent**
Cerovic et al.

(10) **Patent No.:** **US D560,723 S**
(45) **Date of Patent:** **** Jan. 29, 2008**

(54) **ELECTRONIC CONTROL DEVICE**

(75) Inventors: **Milan Cerovic**, Scottsdale, AZ (US);
Ryan C. Markle, Peoria, AZ (US)

(73) Assignee: **TASER International, Inc.**, Scottsdale, AZ (US)

(**) Term: **14 Years**

(21) Appl. No.: **29/275,707**

(22) Filed: **Jan. 4, 2007**

(51) **LOC (8) Cl.** **21-01**

(52) **U.S. Cl.** **D21/324; D21/328; D14/454; D14/400**

(58) **Field of Classification Search** D21/324, D21/328, 332, 333; D14/400, 401, 496, D14/432, 454-456; 273/148 B, 148 R; 463/1, 463/29-35, 36-47; D13/162-164; 345/156, 345/905

See application file for complete search history.

(56) **References Cited**

U.S. PATENT DOCUMENTS

5,624,117	A *	4/1997	Ohkubo et al.	273/148 B
5,643,087	A *	7/1997	Marcus et al.	463/38
D441,760	S *	5/2001	Hibino	D14/454
D453,503	S *	2/2002	Fitzsimmons, Jr. et al.	D13/168
D489,374	S *	5/2004	Rueb et al.	D14/402
6,960,745	B2 *	11/2005	Levy et al.	219/507
D517,124	S *	3/2006	Merril et al.	D21/324

D519,118	S *	4/2006	Woodward	D14/401
D525,212	S *	7/2006	Kim	D13/162
7,120,024	B2 *	10/2006	Watanabe et al.	361/704
7,161,578	B1 *	1/2007	Schneider	345/156
D537,822	S *	3/2007	Herkelman	D14/401

* cited by examiner

Primary Examiner—Prabhakar Deshmukh

(74) *Attorney, Agent, or Firm*—William R. Bachand

(57) **CLAIM**

The ornamental design for an electronic control device, as shown and described.

DESCRIPTION

FIG. 1 is a perspective view of an electronic control device, showing our design;

FIG. 2 is a front elevation of the electronic control device of FIG. 1;

FIG. 3 is a rear elevation of the electronic control device of FIG. 1;

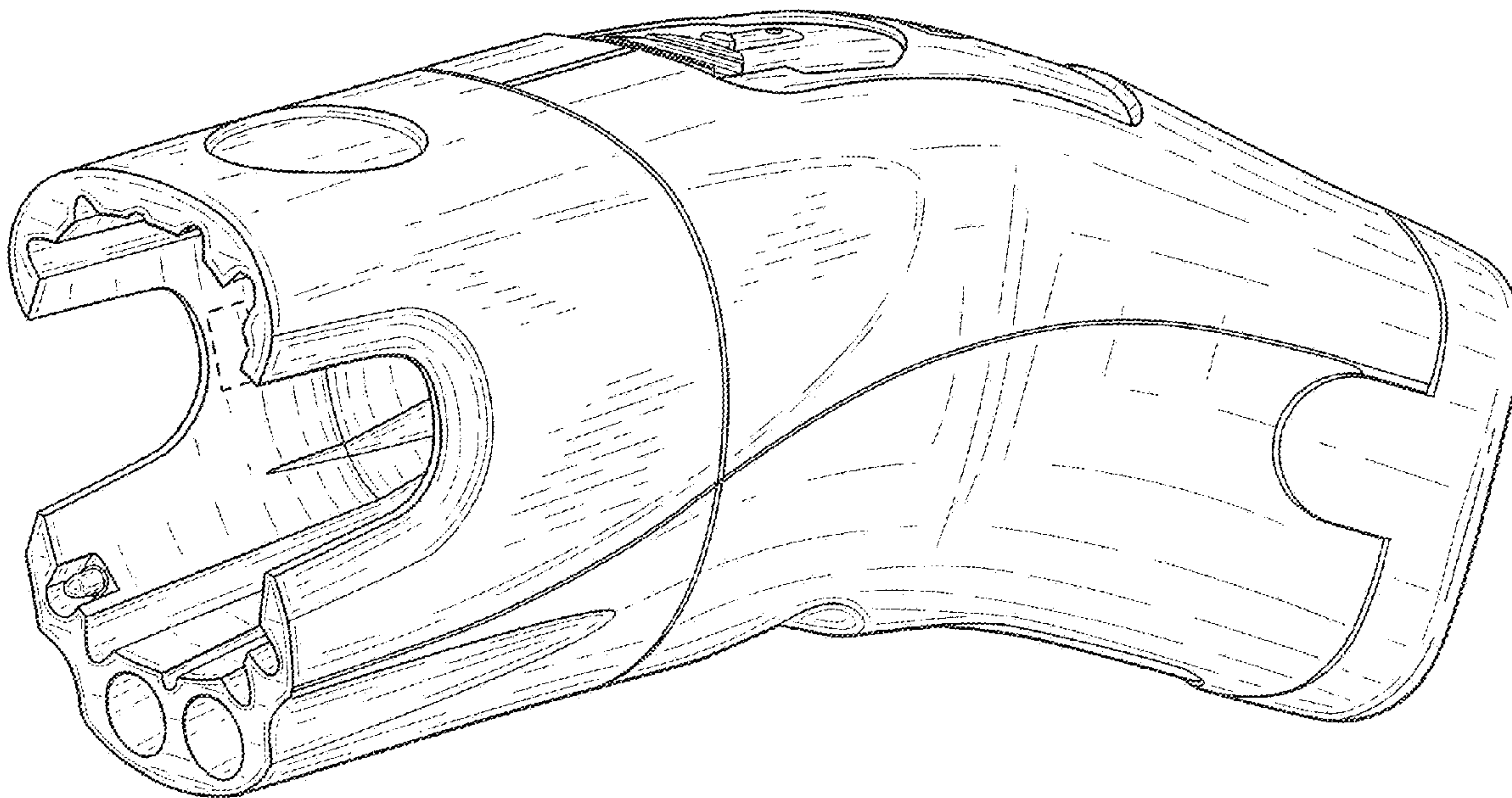
FIG. 4 is a right side elevation of the electronic control device of FIG. 1;

FIG. 5 is a left side elevation of the electronic control device of FIG. 1;

FIG. 6 is a top plan of the electronic control device of FIG. 1; and,

FIG. 7 is a bottom plan of the electronic control device of FIG. 1.

1 Claim, 6 Drawing Sheets



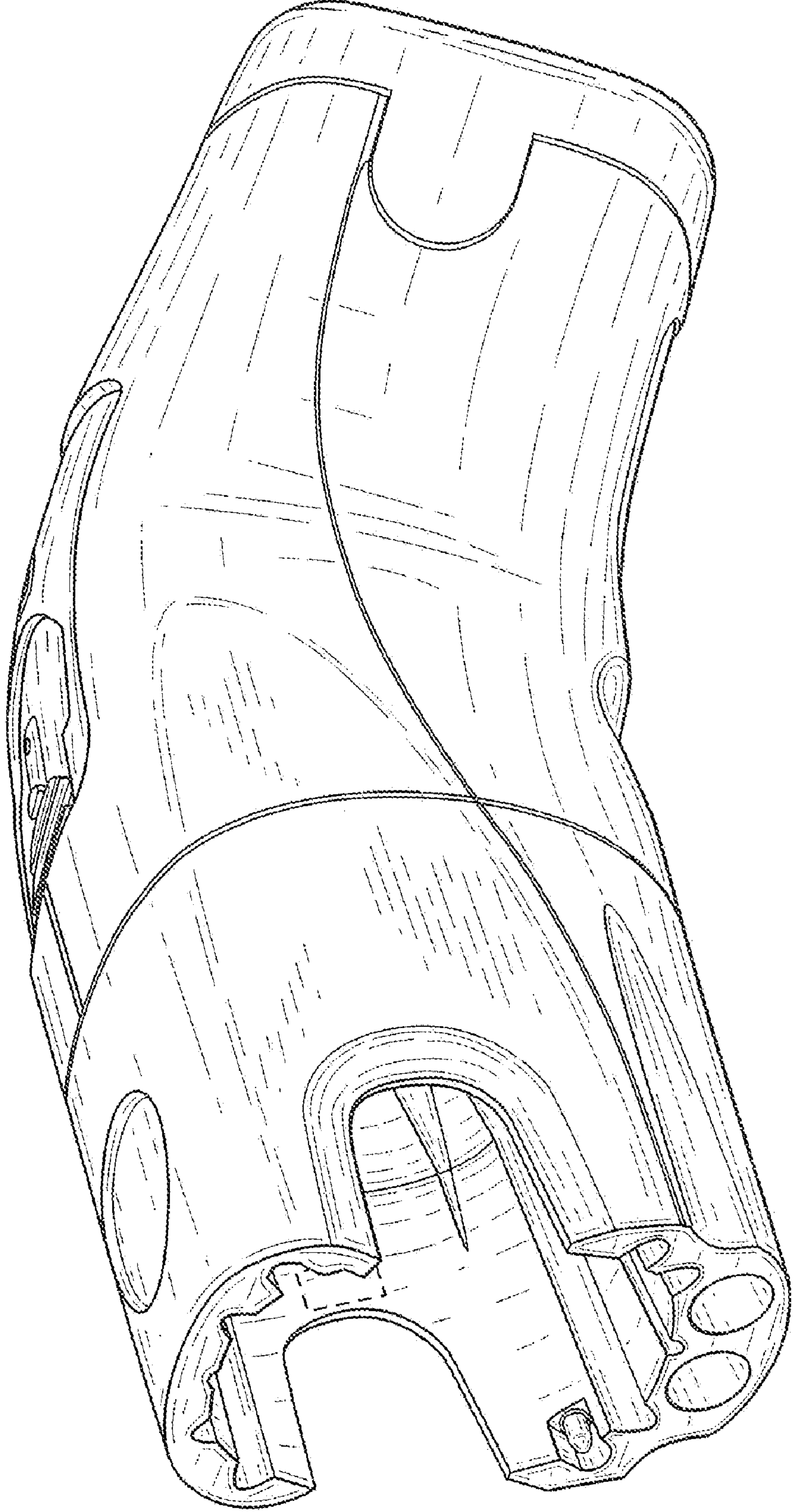


FIG. 1

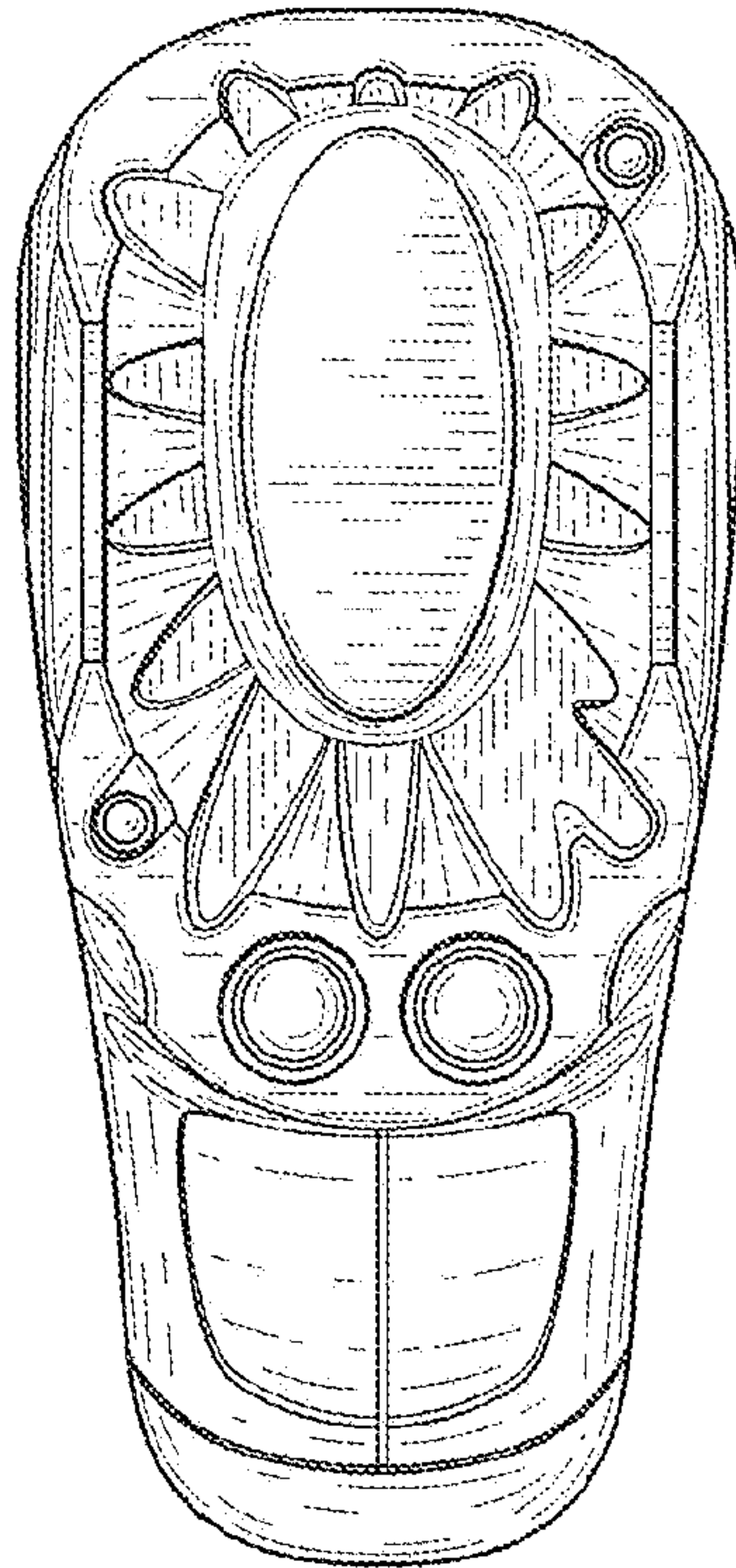


FIG. 2

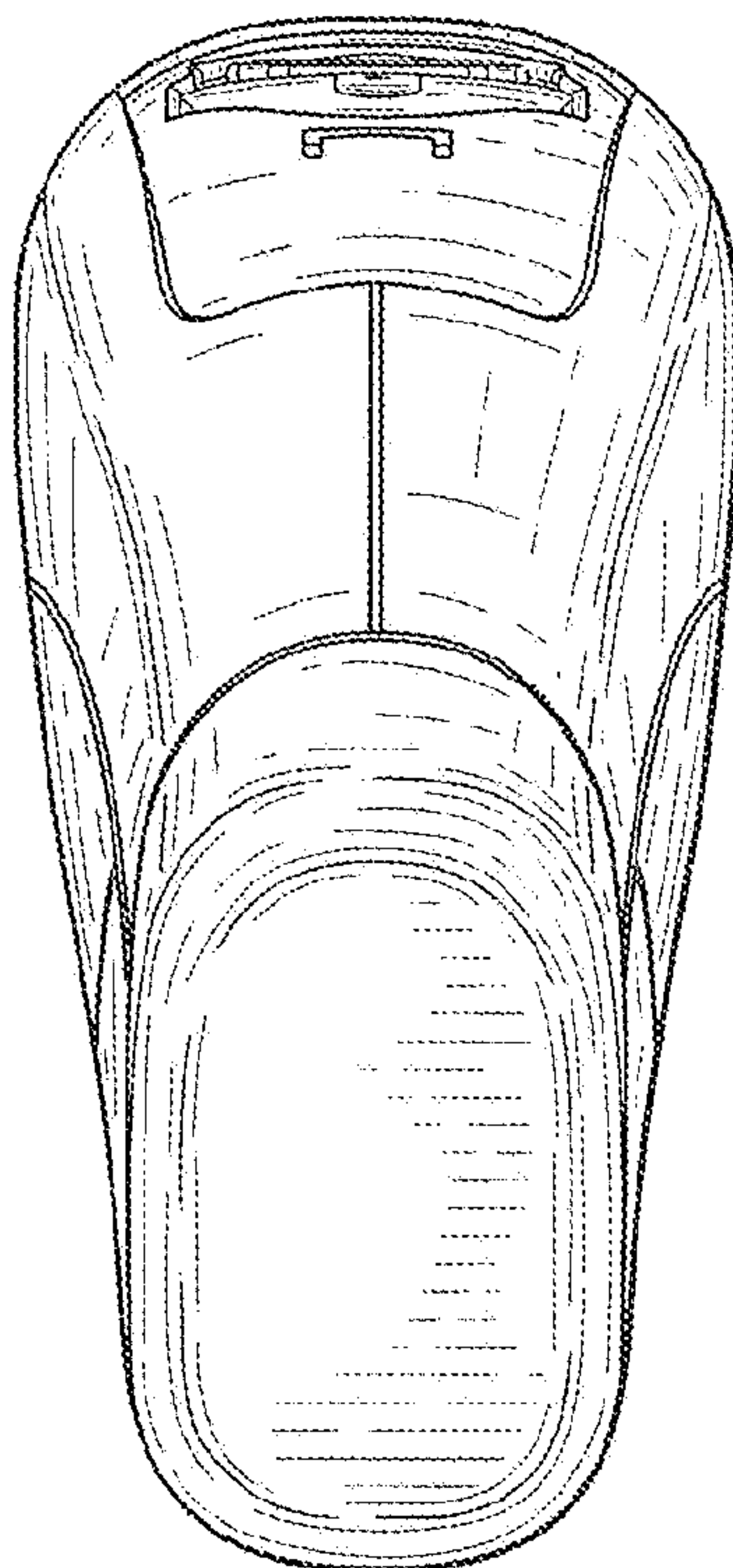


FIG. 3



FIG. 4

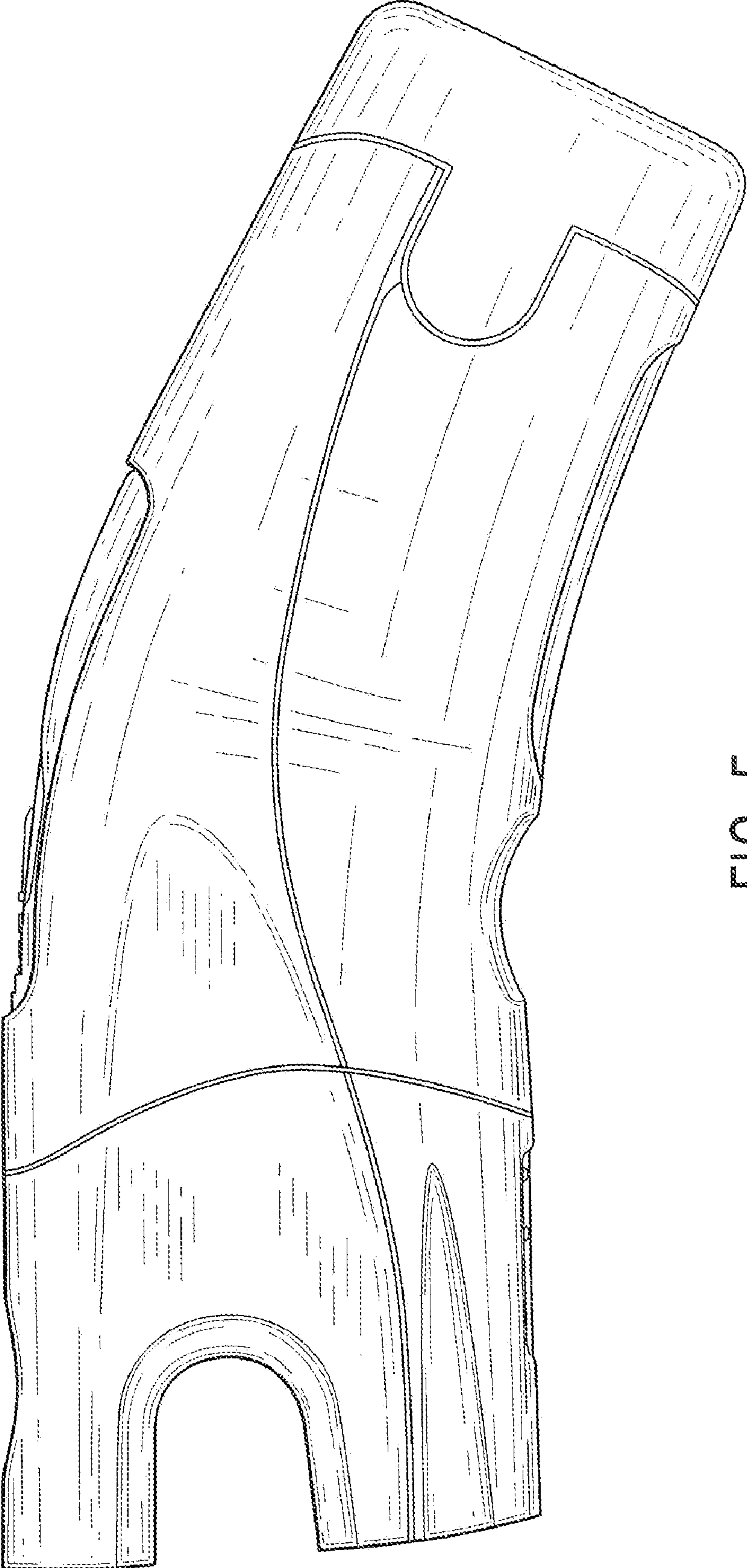


FIG. 5




FIG. 6

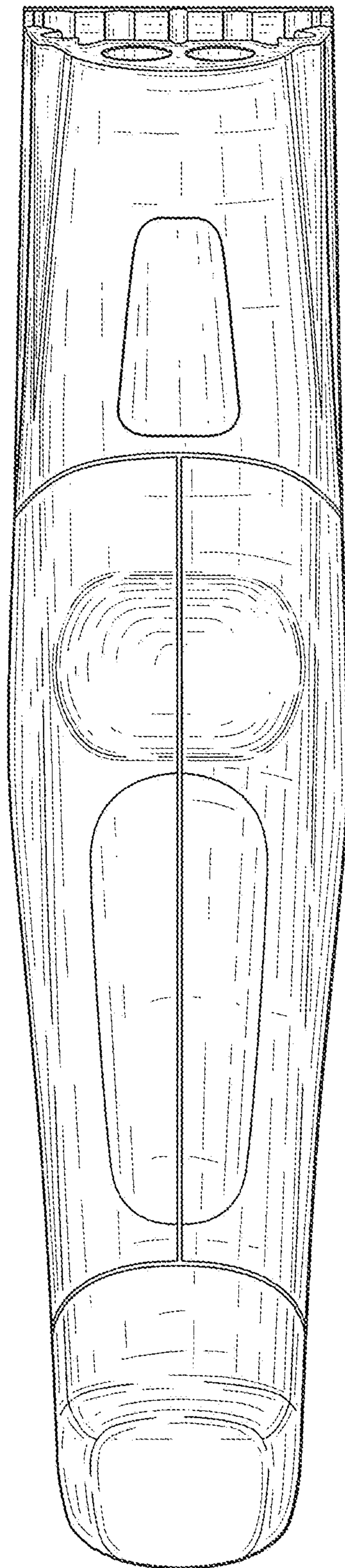


FIG. 7