

US00D560720S

(12) **United States Design Patent**  
**Madden**

(10) **Patent No.:** **US D560,720 S**  
(45) **Date of Patent:** **\*\* Jan. 29, 2008**

(54) **ELASTIC BOOKMARK HAVING A DISPLAY BUTTON**

(75) Inventor: **Kimberly J. Madden**, Greenville, SC (US)

(73) Assignee: **Sassy Tails, LLC**, Greenville, SC (US)

(\*\*) Term: **14 Years**

(21) Appl. No.: **29/288,237**

(22) Filed: **Jun. 5, 2007**

(51) **LOC (8) Cl.** ..... **19-99**

(52) **U.S. Cl.** ..... **D19/34**

(58) **Field of Classification Search** ..... D19/1, D19/2, 34, 32, 65; D8/394; D11/78.1, 223; D9/600; D3/253, 247; 116/238, 239, 240, 116/234, 235, 236, 237; 24/67 R; 281/142; 40/124.01; D13/171; D12/202  
See application file for complete search history.

(56) **References Cited**

U.S. PATENT DOCUMENTS

D359,257 S *	6/1995	Miller	.....	D11/223
D395,837 S *	7/1998	Davis, Jr.	.....	D10/119
D410,679 S *	6/1999	Blanchard et al.	.....	D19/34
D430,704 S *	9/2000	Spurrell et al.	.....	D28/39
6,205,947 B1 *	3/2001	Drew	.....	116/235
D459,754 S *	7/2002	Harrison	.....	D19/34
D499,368 S *	12/2004	Hovren	.....	D12/202
D499,446 S *	12/2004	Mershon	.....	D19/34
D501,652 S *	2/2005	Pierson et al.	.....	D13/171
D534,584 S *	1/2007	Goldberg et al.	.....	D19/34
D547,236 S *	7/2007	Arasheben et al.	.....	D11/222
2005/0242567 A1 *	11/2005	Palamidessi	.....	281/42

\* cited by examiner

*Primary Examiner*—Cathron C. Brooks  
*Assistant Examiner*—Austin Murphy  
(74) *Attorney, Agent, or Firm*—McNair Law Firm, P.A.;  
Seann P. Lahey

(57) **CLAIM**

The ornamental design for an elastic bookmark having a display button, as shown and described.

**DESCRIPTION**

FIG. 1 is a rear perspective view of the elastic bookmark having a display button;

FIG. 2 is a front perspective view thereof;

FIG. 3 is a front elevation view thereof;

FIG. 4 is a rear elevation view thereof;

FIG. 5 is a side elevation view thereof; as carried by a book, with the opposite side being symmetrical;

FIG. 6 is a front elevation view of FIG. 1;

FIG. 7 is a rear elevational view thereof. The area within the broken lines is shown at an enlarged scale in FIG. 11.

FIG. 8 is a side elevation view of FIG. 1, with the opposite side being symmetrical thereto;

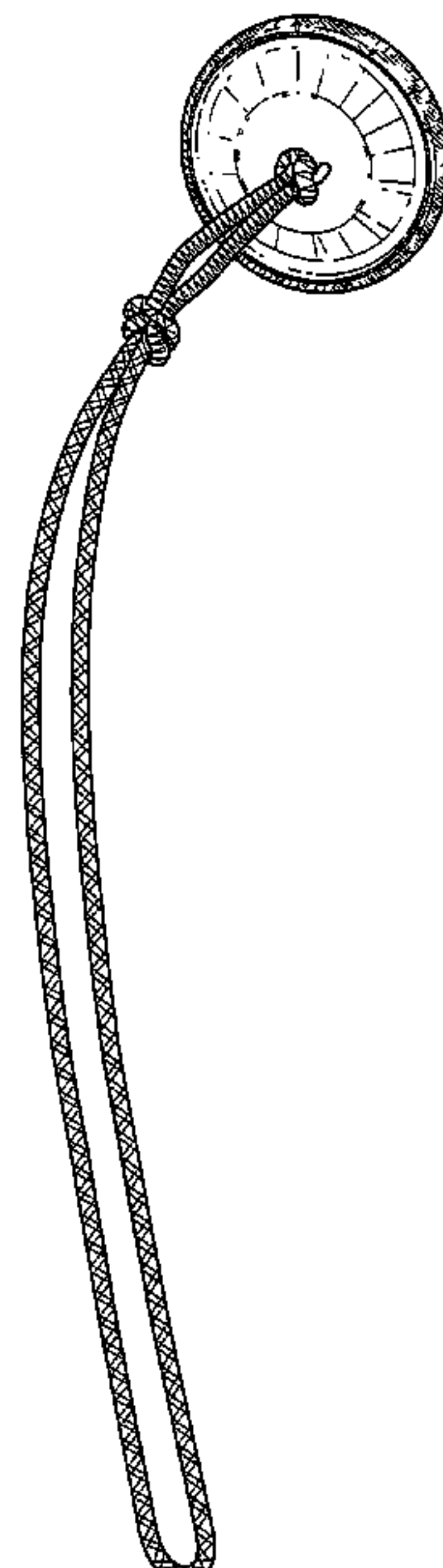
FIG. 9 is a bottom plan view of FIG. 1; and

FIG. 10 is top plan view of FIG. 1; and,

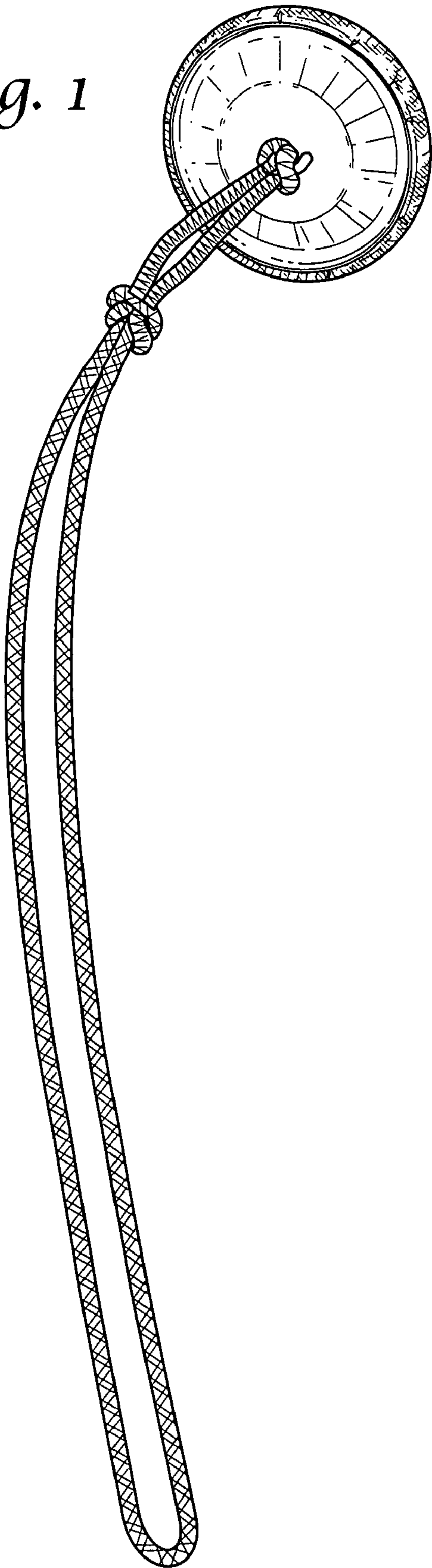
FIG. 11 is a rear elevational view thereof showing an enlarged portion of FIG. 7 for completeness of illustration.

The broken line disclosures shown in the Figures of the bookmark design are for illustrative purposes only and form no part of the claimed design.

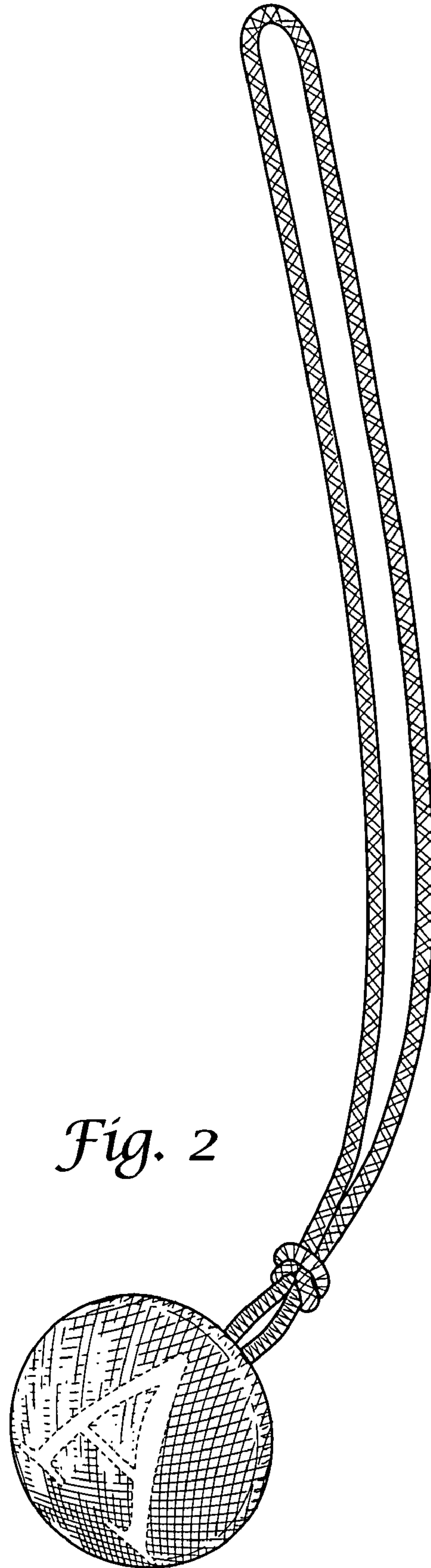
**1 Claim, 7 Drawing Sheets**




*Fig. 1*

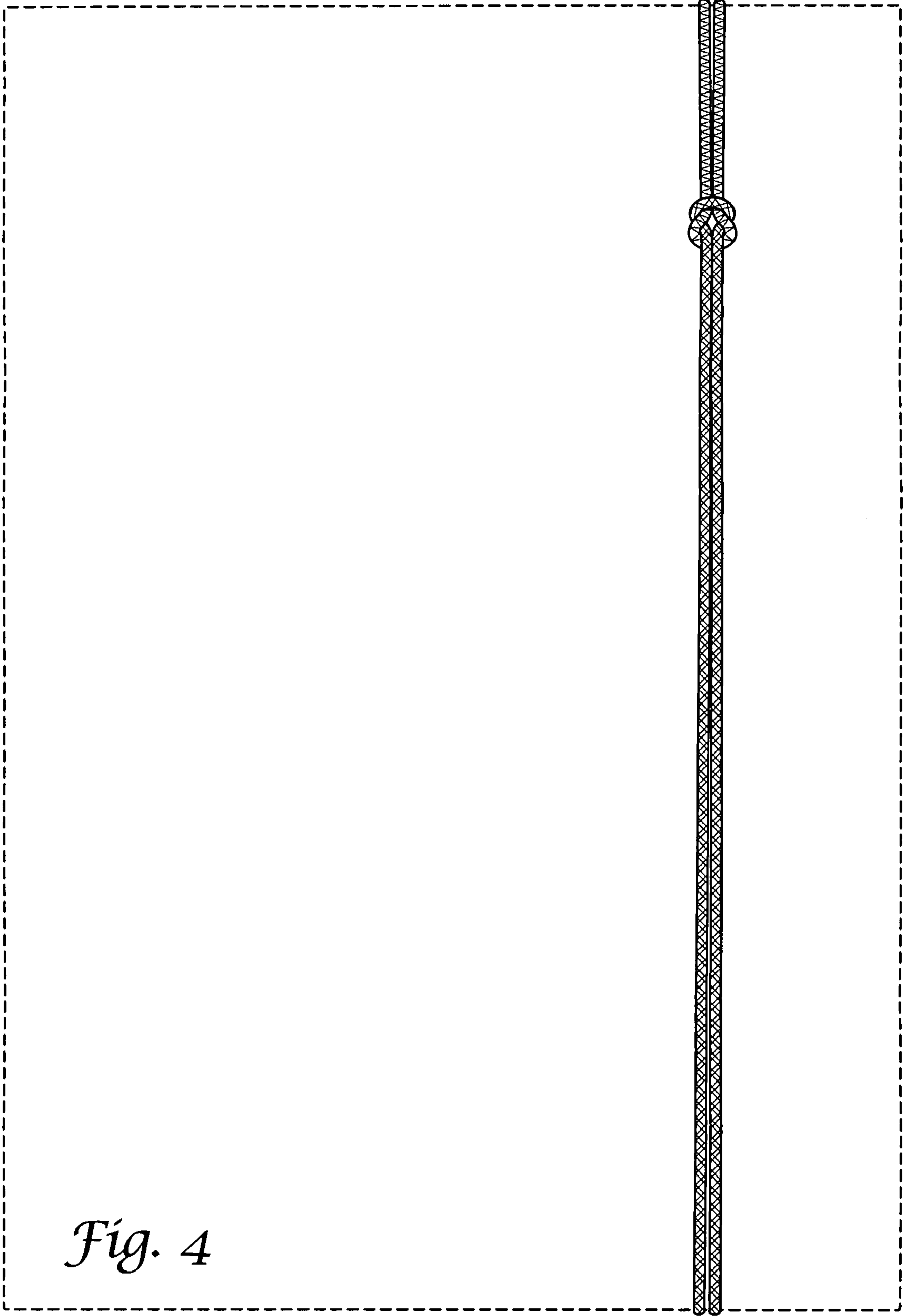


*Fig. 2*






*Fig. 3*

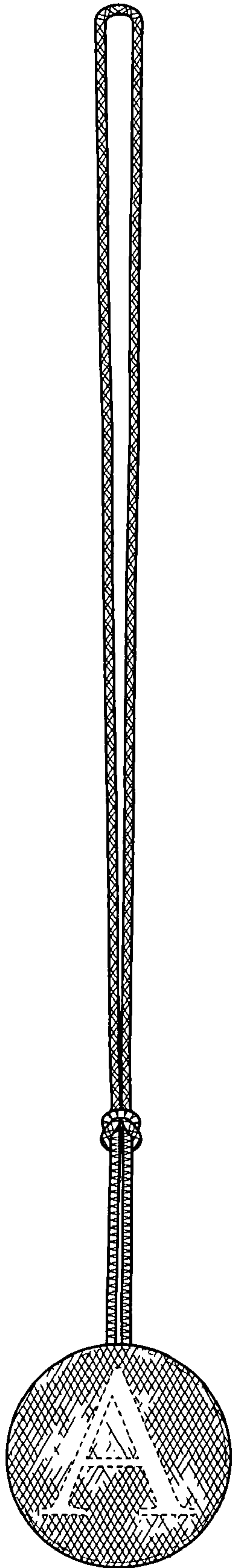


*Fig. 4*

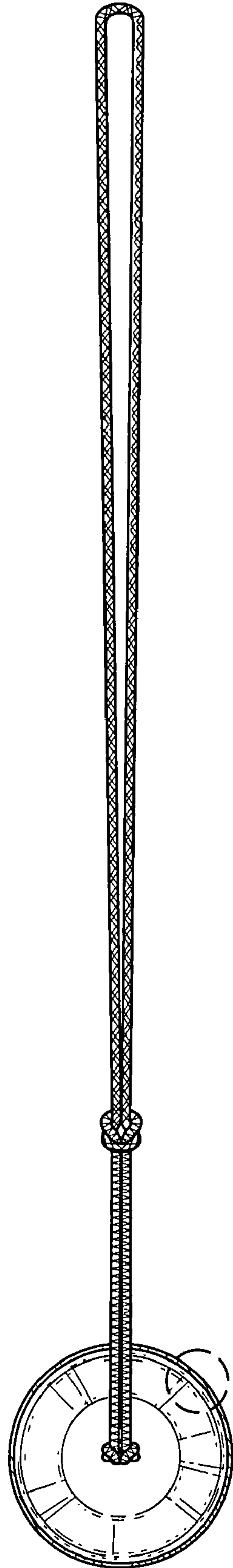




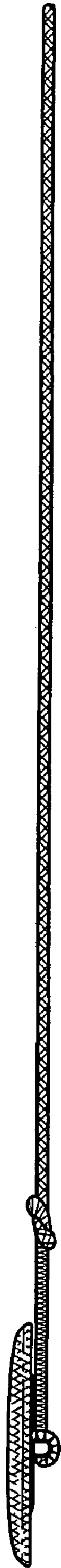
*Fig. 5*



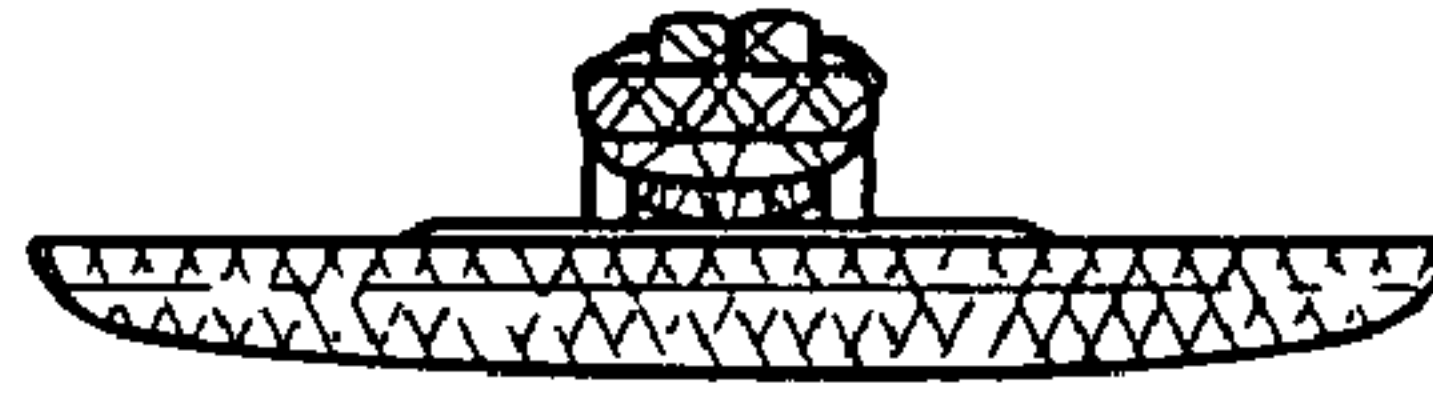
*Fig. 6*




*Fig. 7*



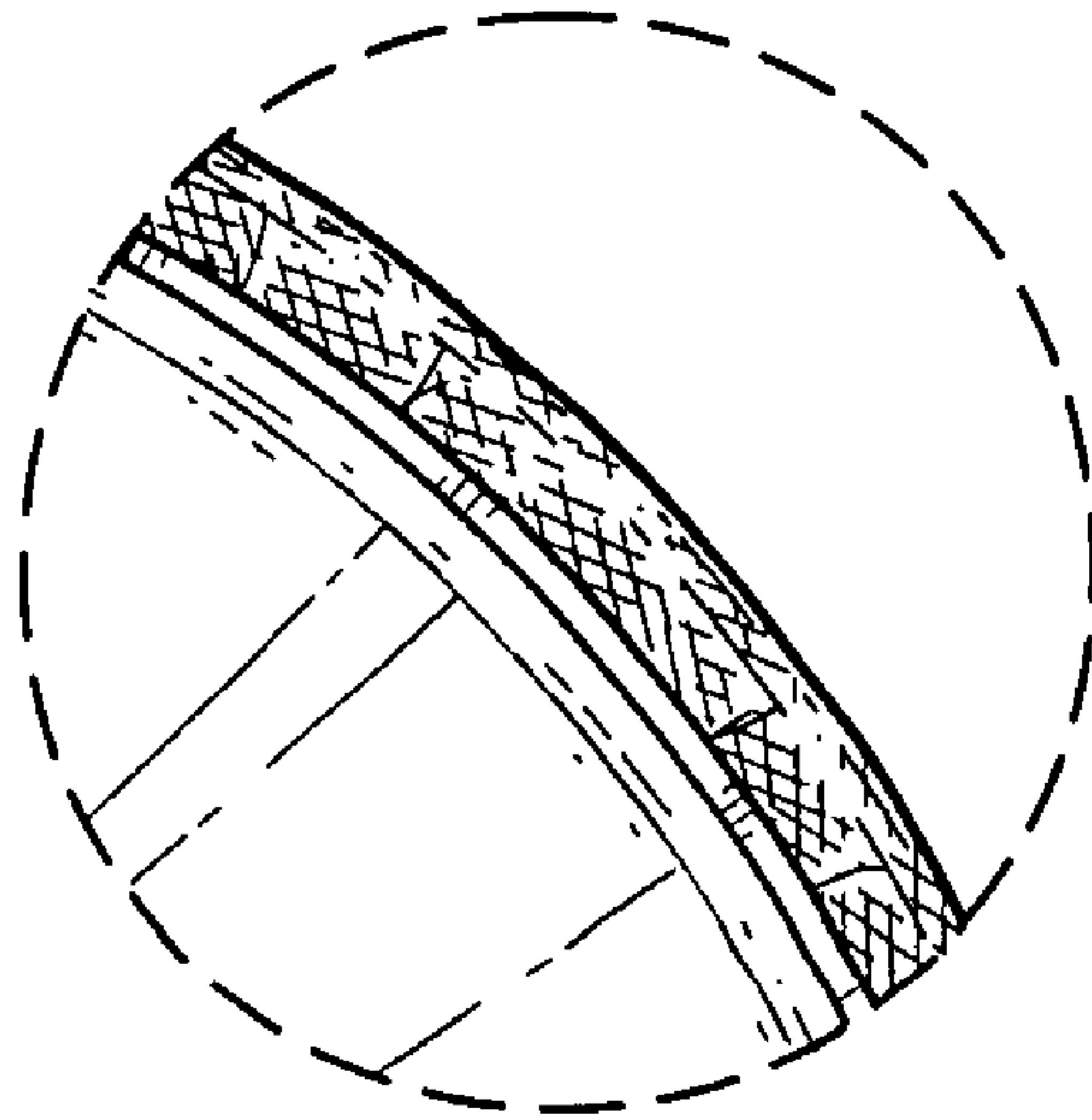
*Fig. 8*



*Fig. 9*



*Fig. 10*



*Fig. 11*