



US00D560710S

(12) **United States Design Patent** (10) **Patent No.:** **US D560,710 S**
Parikh (45) **Date of Patent:** **** Jan. 29, 2008**

(54) **GUITAR STRAP**

(76) Inventor: **Alaap O. Parikh**, 19 Fox Meadow La.,
Holmdel, NJ (US) 07733

(**) Term: **14 Years**

(21) Appl. No.: **29/275,907**

(22) Filed: **Jan. 9, 2007**

(51) **LOC (8) Cl.** **17-03**

(52) **U.S. Cl.** **D17/20**

(58) **Field of Classification Search** D17/20,
D17/99; 84/327, 329, 421, 453; D3/243,
D3/290, 327; 224/257, 264

See application file for complete search history.

(56) **References Cited**

U.S. PATENT DOCUMENTS

D131,325	S	*	2/1942	Cooper	D11/8
2,665,042	A	*	1/1954	Starolis	224/255
4,093,288	A	*	6/1978	Suzuki	292/321
4,210,093	A	*	7/1980	Baker	116/222
4,426,906	A	*	1/1984	Otto	84/402
D308,016	S	*	5/1990	Tritton et al.	D8/394
5,395,245	A	*	3/1995	Heinz	434/204
D415,785	S	*	10/1999	Gettings	D17/20
D423,782	S	*	5/2000	Ammerman et al.	D3/327
6,086,451	A	*	7/2000	Fernandes	450/86

D518,961	S	*	4/2006	Armstrong	D3/327
2004/0060951	A1	*	4/2004	Kelly	224/264
2007/0105482	A1	*	5/2007	Styles-Gaviria et al.	450/88

FOREIGN PATENT DOCUMENTS

EP 1132309 A1 * 9/2001

* cited by examiner

Primary Examiner—Ian Simmons

Assistant Examiner—R. Johnson

(57) **CLAIM**

The ornamental design for a guitar strap, as shown and described.

DESCRIPTION

FIG. 1 is a perspective view of a guitar strap showing my new design;

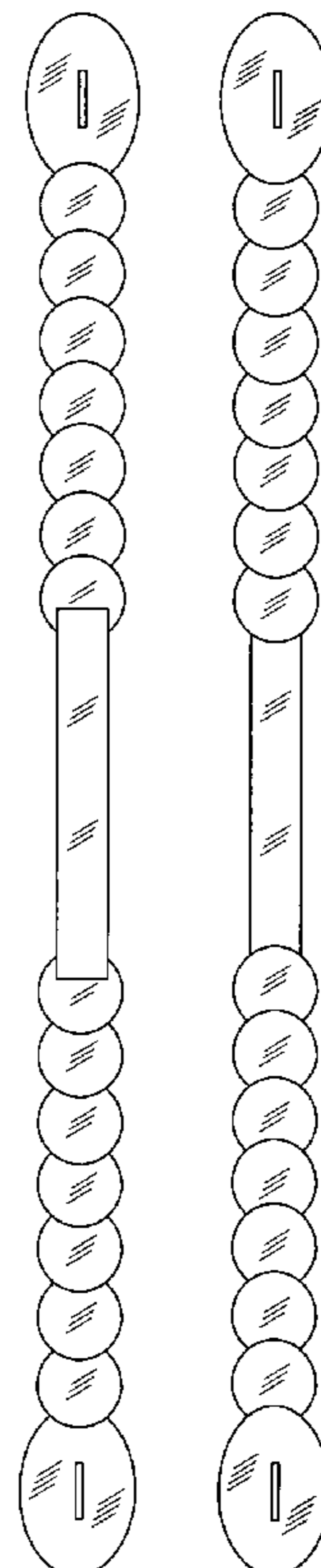
FIG. 2 is a front elevational view thereof;

FIG. 3 is a rear elevational view thereof;

FIG. 4 is a right side elevational view thereof; the undisclosed left side elevational view being a mirror image thereof; and,

FIG. 5 is a bottom plan view thereof; the undisclosed top plan view being a mirror image thereof.

1 Claim, 1 Drawing Sheet



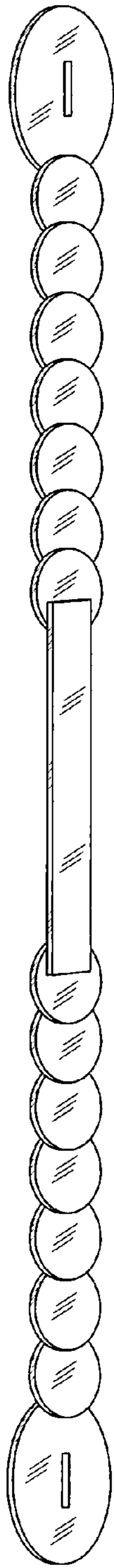


Fig. 1

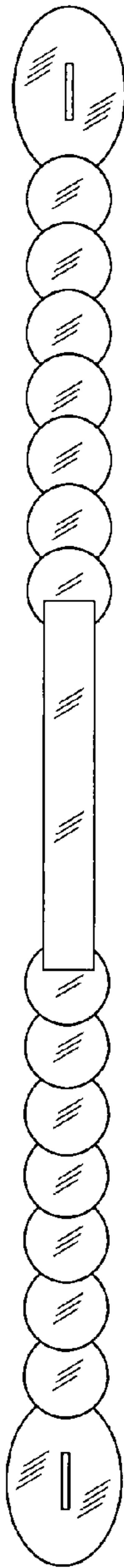


Fig. 2

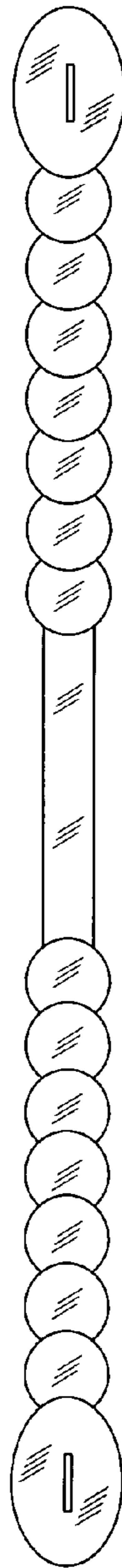


Fig. 3

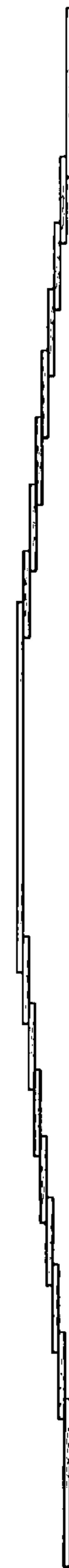


Fig. 4




Fig. 5