

US00D560699S

(12) **United States Design Patent**  
**Omi**

(10) **Patent No.:** **US D560,699 S**

(45) **Date of Patent:** **\*\* Jan. 29, 2008**

(54) **HOLE CUTTER**

(75) Inventor: **Shohei Omi**, Anjo (JP)

(73) Assignee: **Omi Kogyo Co., Ltd.** (JP)

(\*\*) Term: **14 Years**

(21) Appl. No.: **29/269,598**

(22) Filed: **Dec. 4, 2006**

(30) **Foreign Application Priority Data**

Oct. 31, 2006 (JP) ..... 2006-029851

(51) **LOC (8) Cl.** ..... **15-09**

(52) **U.S. Cl.** ..... **D15/139**

(58) **Field of Classification Search** ..... D15/138,  
D15/139, 140; 408/56, 204, 206, 207, 240,  
408/703

See application file for complete search history.

(56) **References Cited**

**U.S. PATENT DOCUMENTS**

- 4,767,245 A \* 8/1988 Shoji et al. .... 408/204
- 4,871,287 A \* 10/1989 Hougen ..... 408/204
- 5,281,060 A \* 1/1994 Strange et al. .... 408/204
- D363,728 S \* 10/1995 Asano ..... D15/139
- 5,944,460 A \* 8/1999 Gill ..... 408/204
- 6,123,490 A \* 9/2000 Underhill ..... 408/204

- D454,143 S \* 3/2002 Åsberg ..... D15/139
- D487,900 S \* 3/2004 Mikiya et al. .... D15/139
- 2004/0096283 A1 \* 5/2004 Nomura ..... 408/59

**FOREIGN PATENT DOCUMENTS**

JP 616242-14 6/1997

\* cited by examiner

*Primary Examiner*—Antoine D. Davis

*Assistant Examiner*—Patricia Palasik

(74) *Attorney, Agent, or Firm*—Fulwider Patton LLP

(57) **CLAIM**

The ornamental design for a hole cutter, as shown and described.

**DESCRIPTION**

FIG. 1 is a perspective view of a hole cutter showing my new design;

FIG. 2 is a front view thereof;

FIG. 3 is a rear view thereof;

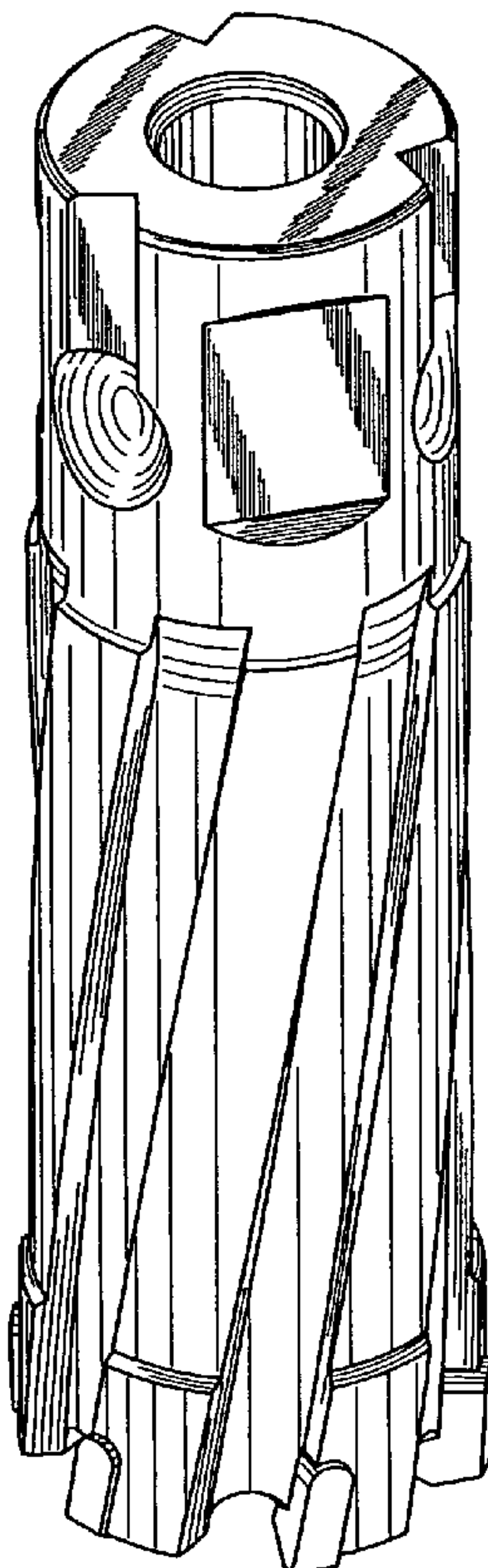
FIG. 4 is a top plan view thereof;

FIG. 5 is a bottom plan view thereof;

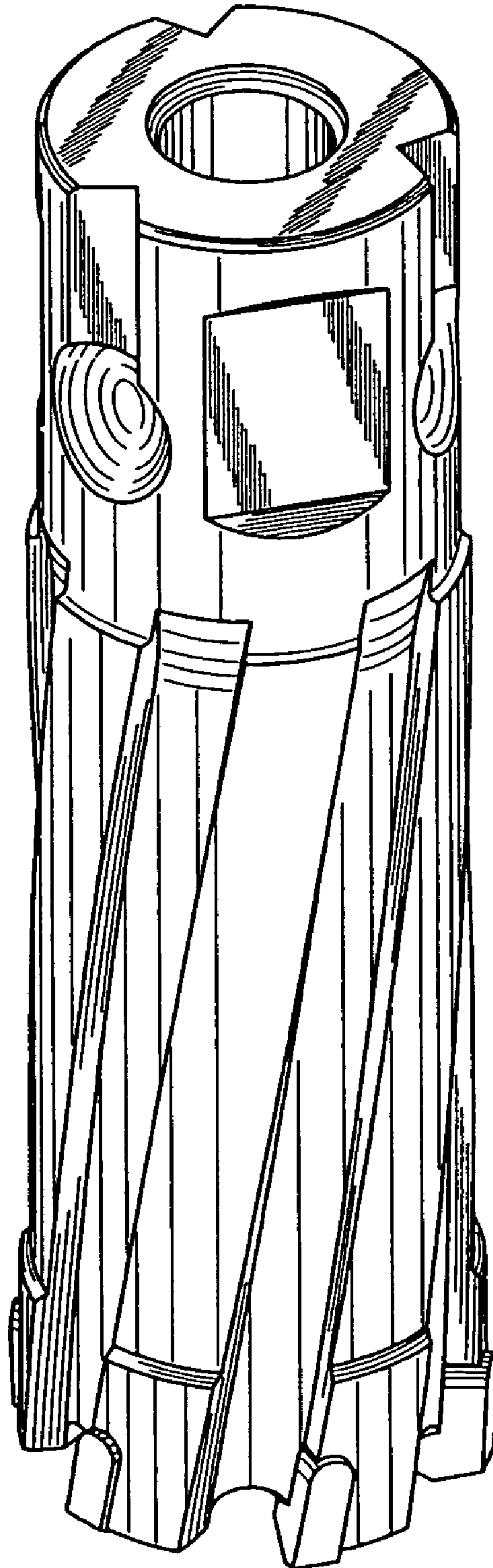
FIG. 6 is a right side elevational view thereof; and,

FIG. 7 is a left side elevational view thereof.


**1 Claim, 4 Drawing Sheets**




***FIG. 1***



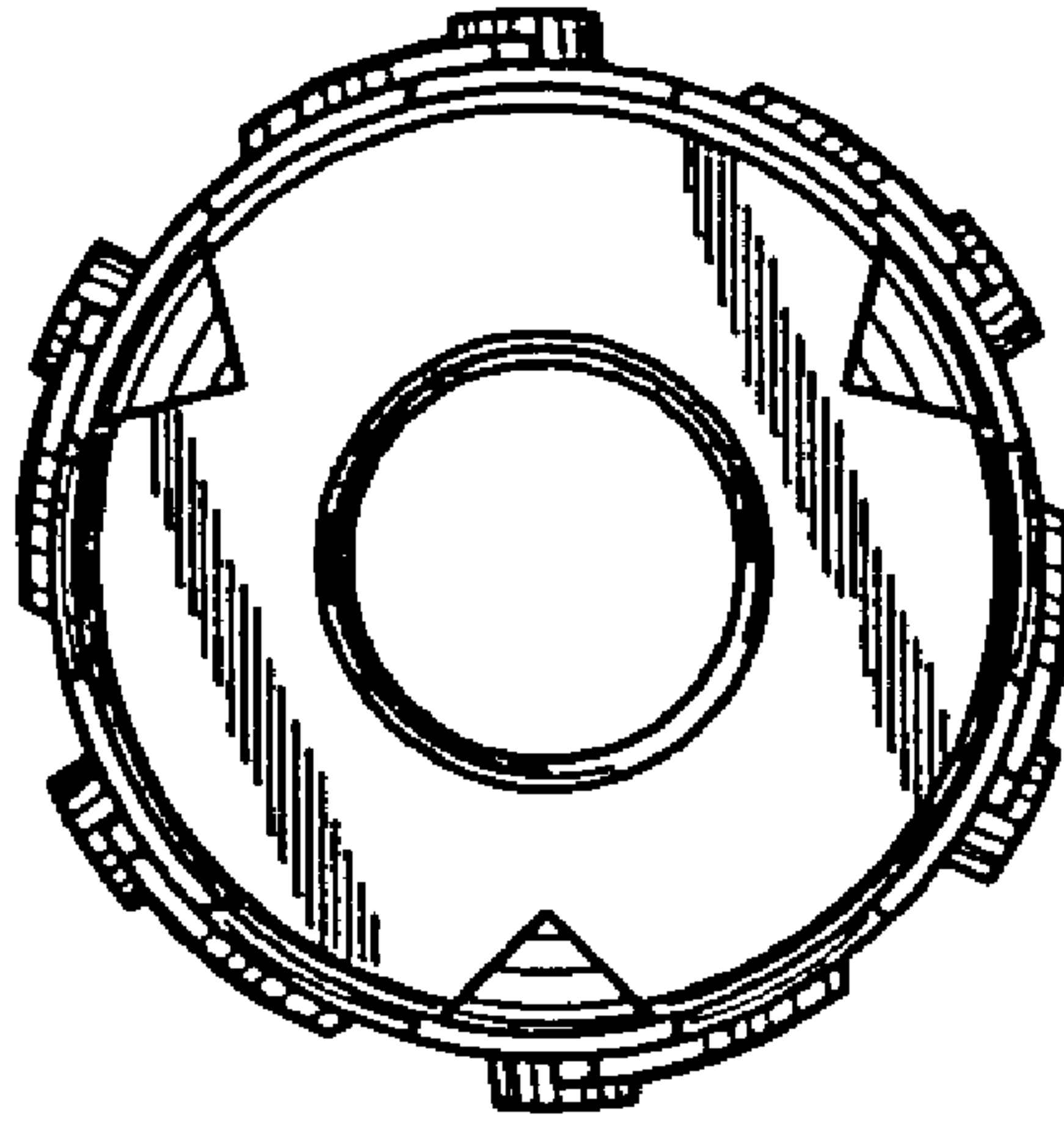
**FIG. 2**



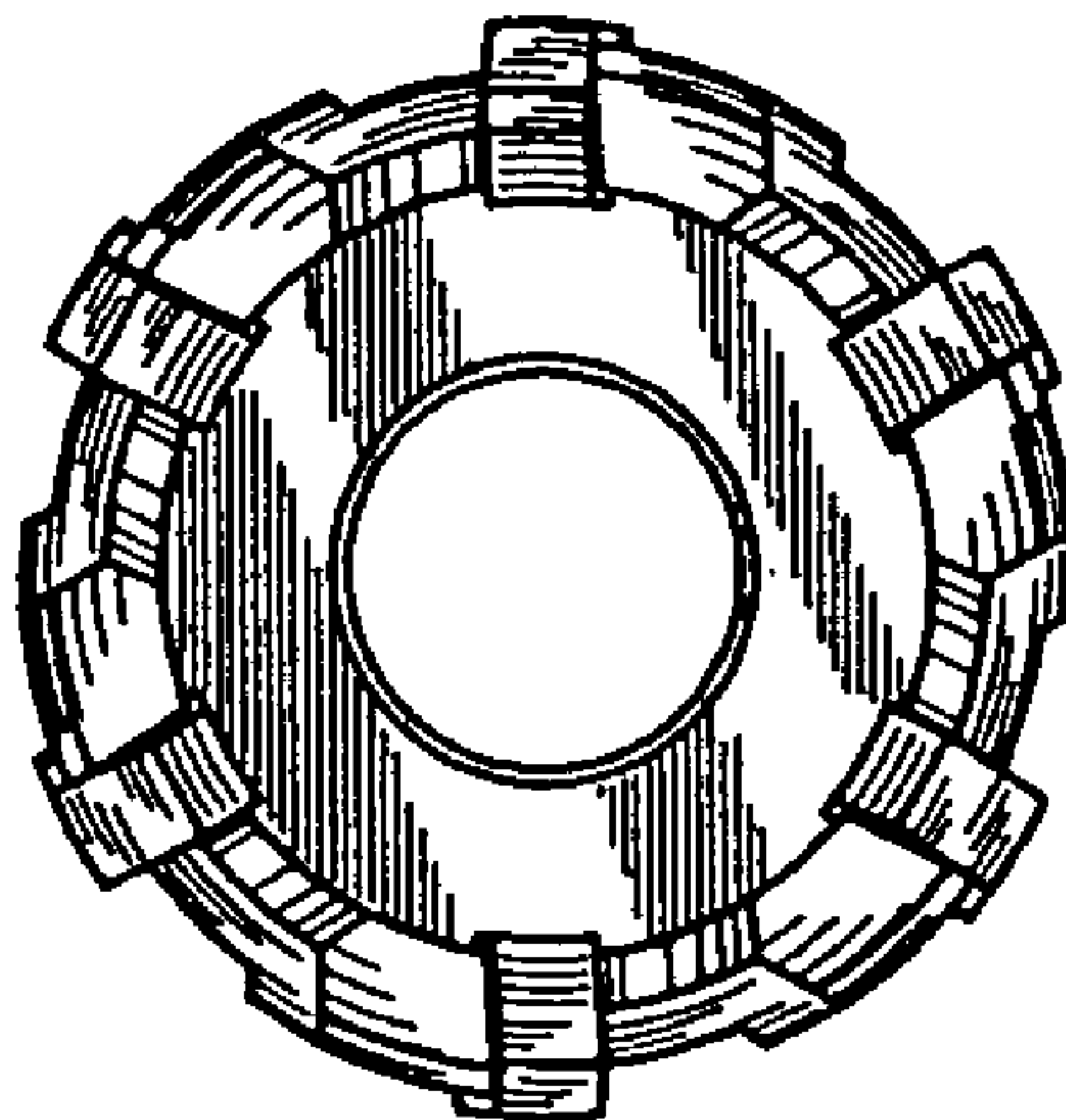
**FIG. 3**



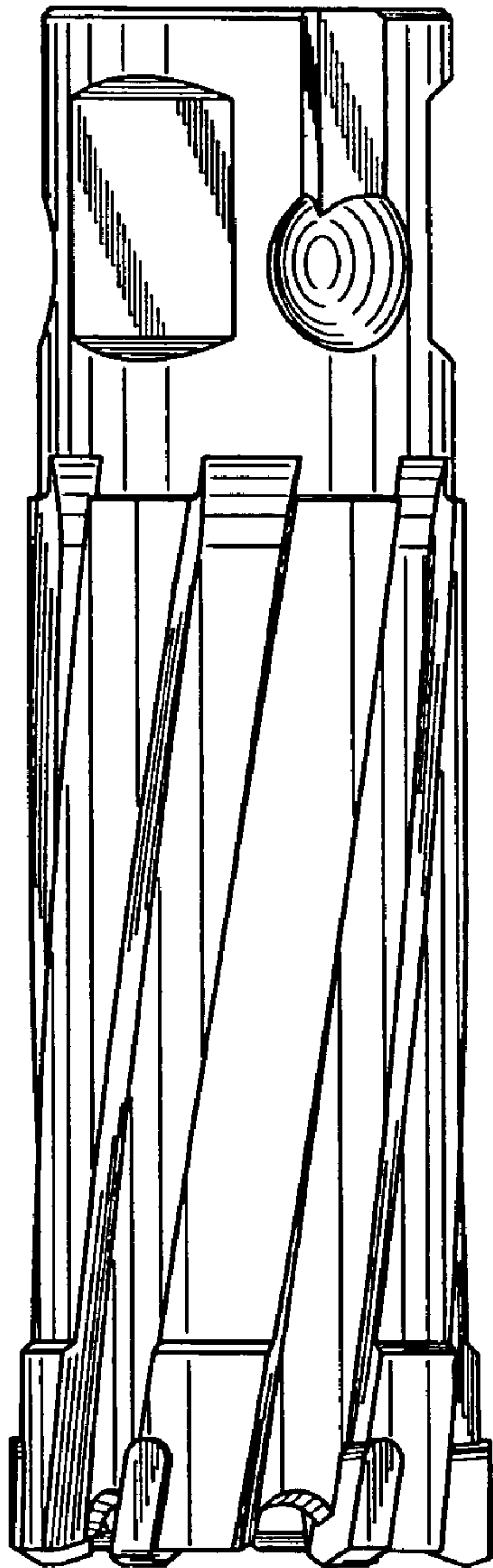
***FIG. 4***



***FIG. 5***



**FIG. 6**



**FIG. 7**

