

US00D560698S

(12) **United States Design Patent**
Omi

(10) **Patent No.:** **US D560,698 S**

(45) **Date of Patent:** **** Jan. 29, 2008**

(54) **HOLE CUTTER**

(75) Inventor: **Shohei Omi**, Anjo (JP)

(73) Assignee: **Omi Kogyo Co., Ltd.** (JP)

(**) Term: **14 Years**

(21) Appl. No.: **29/269,584**

(22) Filed: **Dec. 4, 2006**

(30) **Foreign Application Priority Data**

Oct. 31, 2006 (JP) 2006-029894

(51) **LOC (8) Cl.** **15-09**

(52) **U.S. Cl.** **D15/139**

(58) **Field of Classification Search** D15/138,
D15/139, 140; 408/56, 204, 206, 207, 240,
408/703

See application file for complete search history.

(56) **References Cited**

U.S. PATENT DOCUMENTS

- 4,767,245 A * 8/1988 Shoji et al. 408/204
- 4,871,287 A * 10/1989 Hougen 408/204
- 5,281,060 A * 1/1994 Strange et al. 408/204
- D359,968 S * 7/1995 Ekblad et al. D15/139
- D363,728 S * 10/1995 Asano D15/139
- 5,944,460 A * 8/1999 Gill 408/204
- 6,123,490 A * 9/2000 Underhill 408/204
- D454,143 S * 3/2002 Åsberg D15/139

- D487,900 S * 3/2004 Mikiya et al. D15/139
- D504,141 S * 4/2005 Charland et al. D15/139
- 2004/0096283 A1 * 5/2004 Nomura 408/59

* cited by examiner

Primary Examiner—Antoine D. Davis

Assistant Examiner—Patricia Palasik

(74) *Attorney, Agent, or Firm*—Fulwider Patton LLP

(57) **CLAIM**

The ornamental design for a hole cutter, as shown and described.

DESCRIPTION

FIG. 1 is a perspective view of a hole cutter showing my new design;

FIG. 2 is a front view thereof;

FIG. 3 is a rear view thereof;

FIG. 4 is a top plan view thereof;

FIG. 5 is a bottom plan view thereof;

FIG. 6 is a right side elevational view thereof; and,

FIG. 7 is a left side elevational view thereof.

The broken lines in the drawings are shown for illustrated purposes only and form no part of the claimed design. The dot-dashed lines denote the boundary of the claim, and form no part of the claimed design.

1 Claim, 4 Drawing Sheets

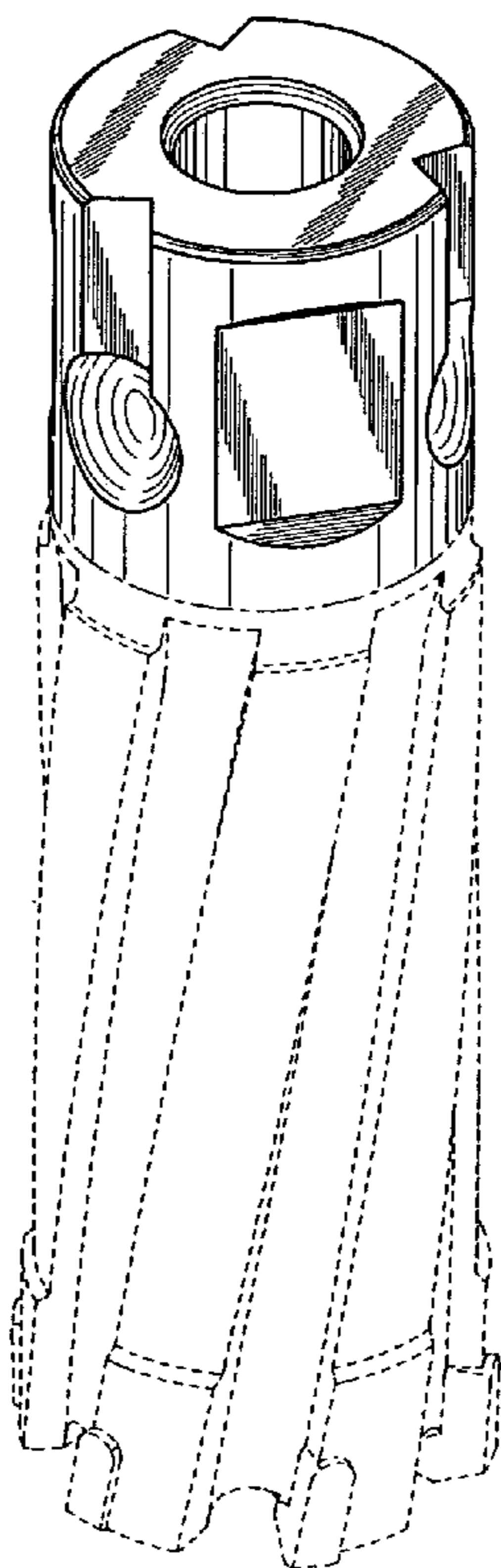


FIG. 1

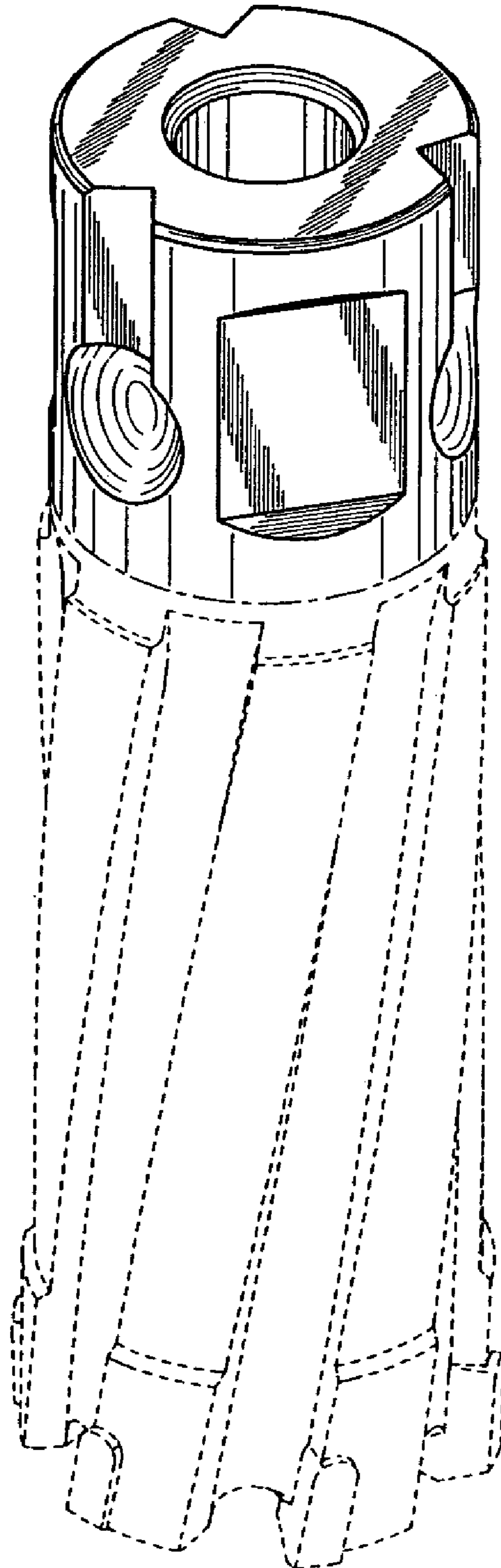


FIG. 2




FIG. 3




FIG. 4

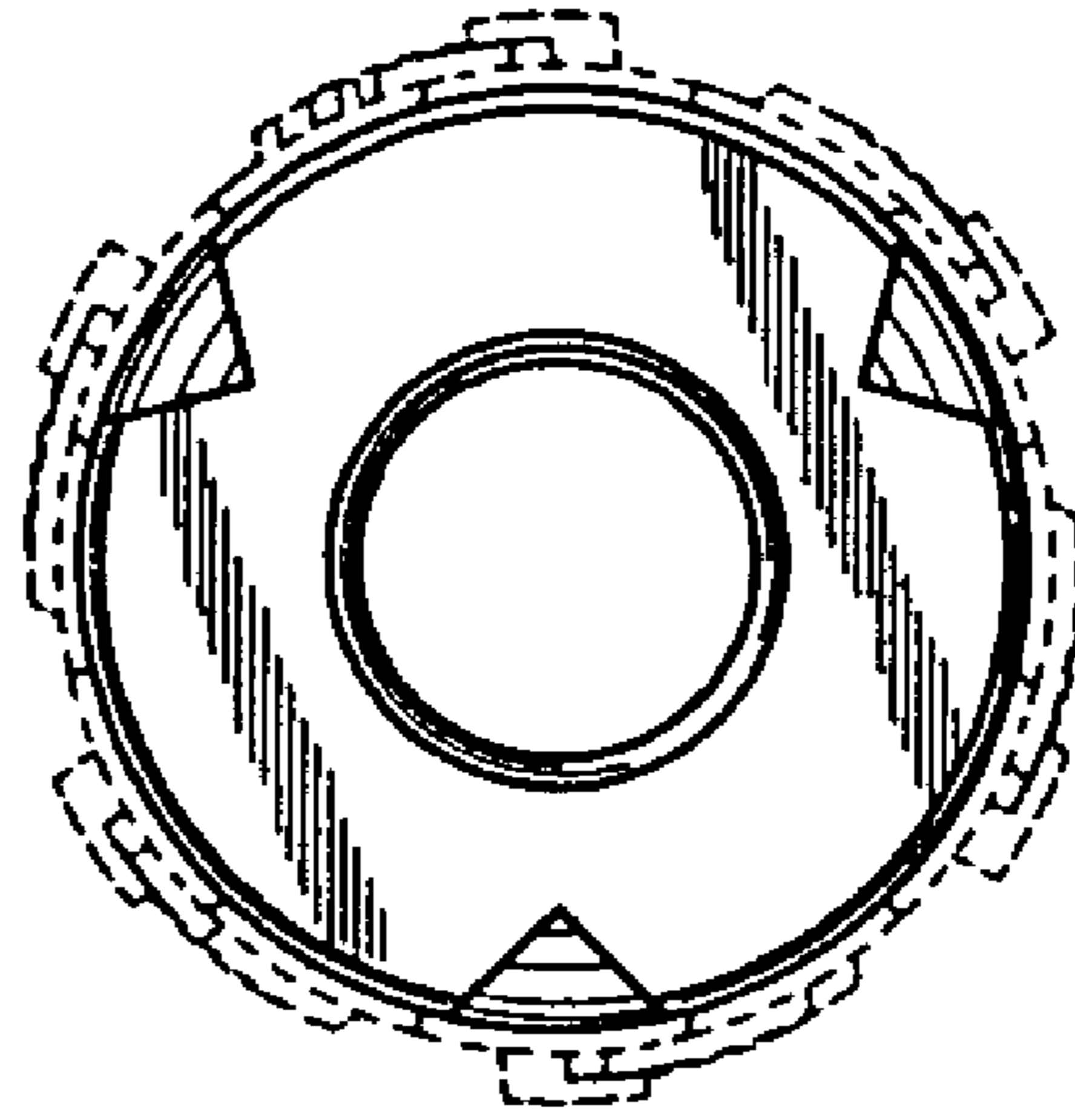


FIG. 5

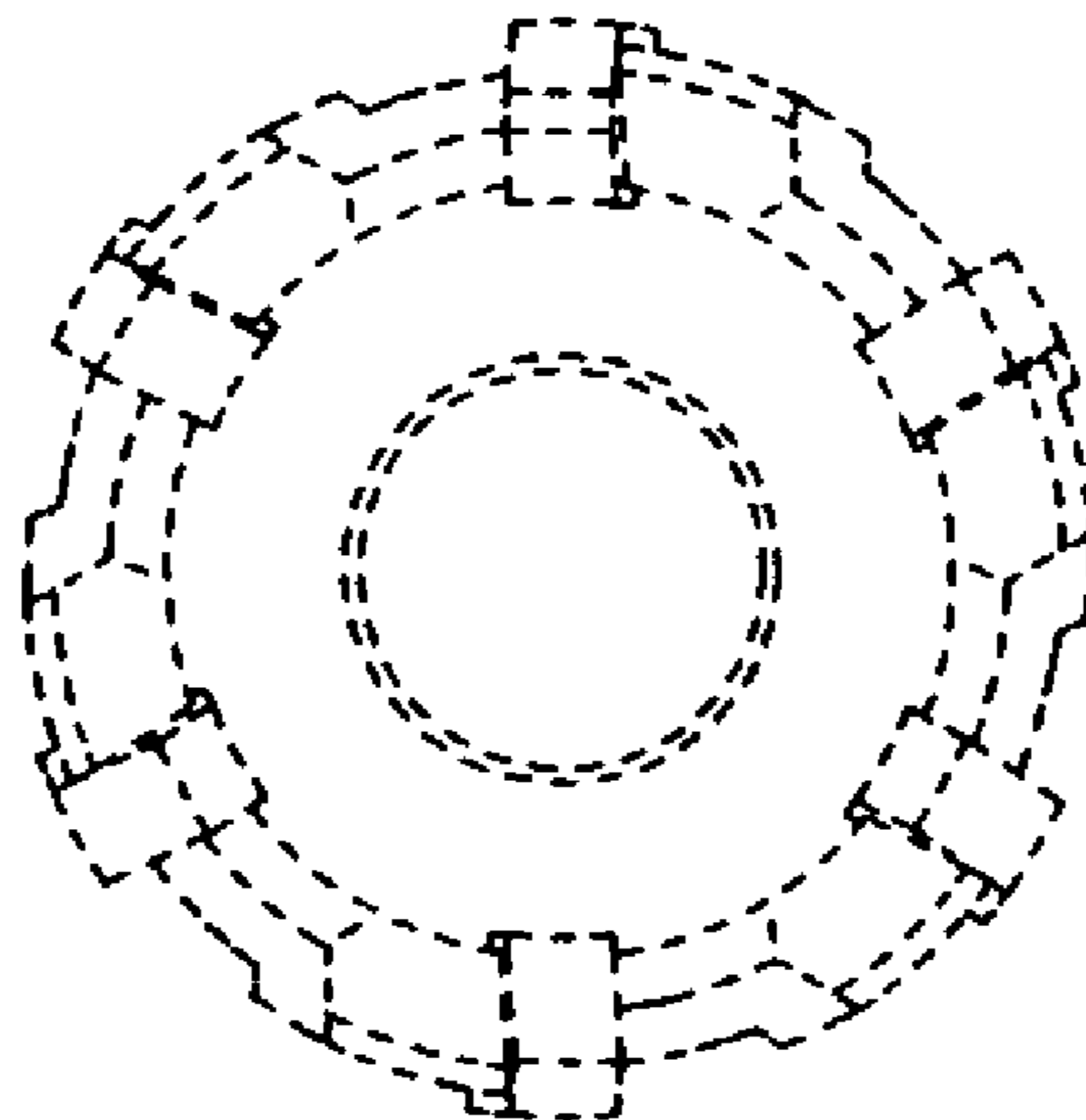


FIG. 6




FIG. 7

