



US00D560690S

(12) **United States Design Patent**  
**Higashikawa**

(10) **Patent No.:** **US D560,690 S**  
(45) **Date of Patent:** **\*\* Jan. 29, 2008**

(54) **WORK MACHINE**

(75) Inventor: **Yoshitaka Higashikawa**, Sakai (JP)

(73) Assignee: **Kubota Corporation**, Osaka (JP)

(\*\*) Term: **14 Years**

(21) Appl. No.: **29/273,475**

(22) Filed: **Mar. 6, 2007**

(30) **Foreign Application Priority Data**

Sep. 28, 2006 (JP) ..... 2006-026017

(51) **LOC (8) Cl.** ..... **15-03**

(52) **U.S. Cl.** ..... **D15/10; D15/15**

(58) **Field of Classification Search** ..... D15/10,  
D15/14, 15, 22-26, 33; 180/69.2, 89.1, 89.12,  
180/900, 273; 56/12.7, 15.8, 16.7, 13.3,  
56/10.1, 202, 320.1, 15.9  
See application file for complete search history.

(56) **References Cited**

**U.S. PATENT DOCUMENTS**

- D359,740 S \* 6/1995 Crosby et al. .... D15/15
- 5,816,033 A \* 10/1998 Busboom et al. .... 56/10.8
- D409,208 S \* 5/1999 Eavenson et al. .... D15/15
- D450,330 S \* 11/2001 Katoh et al. .... D15/15
- D486,160 S \* 2/2004 Higashikawa et al. .... D15/15
- D495,718 S \* 9/2004 Higashikawa ..... D15/15
- D512,444 S \* 12/2005 Ayers et al. .... D15/15

**FOREIGN PATENT DOCUMENTS**

JP D 1186330 9/2003

\* cited by examiner

*Primary Examiner*—Stella M. Reid

*Assistant Examiner*—Mark Goodwin

(74) *Attorney, Agent, or Firm*—The Webb Law Firm

(57) **CLAIM**

The ornamental design for a work machine, as shown and described.

**DESCRIPTION**

FIG. 1 is a right side view of a work machine showing my new design;

FIG. 2 is a left side view thereof;

FIG. 3 is a front view thereof;

FIG. 4 is a rear view thereof;

FIG. 5 is top plan view thereof;

FIG. 6 is a left front perspective view thereof;

FIG. 7 is a right front perspective view thereof;

FIG. 8 is left rear perspective view thereof;

FIG. 9 is a right rear perspective view thereof;

FIG. 10 is an enlarged partial top front perspective view thereof;


FIG. 11 is an enlarged partial right perspective view thereof; and,

FIG. 12 is an enlarged left rear perspective view thereof.

**1 Claim, 12 Drawing Sheets**



F i g . 1





F i g . 2




Fig. 3








Fig. 4





F i g . 5





F i g . 6



F i g . 7





Fig. 8



F i g . 9





Fig. 10






Fig. 11






Fig. 12

