



US00D560688S

(12) **United States Design Patent**  
**Kofford**

(10) **Patent No.:** **US D560,688 S**

(45) **Date of Patent:** **\*\* Jan. 29, 2008**

(54) **COMPACT TRANSMITTER APPARATUS**

(75) **Inventor:** **Bradley C. Kofford**, Bountiful, UT  
(US)

(73) **Assignee:** **Controlled Entry Distributors, Inc.**,  
Salt Lake City, UT (US)

(\*\*) **Term:** **14 Years**

(21) **Appl. No.:** **29/275,136**

(22) **Filed:** **Dec. 14, 2006**

(51) **LOC (8) Cl.** ..... **14-03**

(52) **U.S. Cl.** ..... **D14/496**

(58) **Field of Classification Search** ..... D14/496,  
D14/218, 137, 138, 155, 217, 358, 168; D13/123,  
D13/146, 147; 455/1, 3.01, 500, 3.06, 73,  
455/74, 78.88, 90.2; 369/1, 6  
See application file for complete search history.

(56) **References Cited**

**U.S. PATENT DOCUMENTS**

5,938,619	A *	8/1999	Dogre Cuevas	.....	600/549
6,111,977	A *	8/2000	Scott et al.	.....	382/124
D462,952	S *	9/2002	Anderson et al.	.....	D14/299
6,474,269	B2 *	11/2002	So	.....	119/720
D477,329	S *	7/2003	Heath et al.	.....	D14/496
6,646,617	B1 *	11/2003	Gaukel	.....	343/765
D483,281	S *	12/2003	Cobigo	.....	D10/104
D510,094	S *	9/2005	Bolton et al.	.....	D14/496

D513,414	S *	1/2006	Nagao et al.	.....	D14/496
D514,118	S *	1/2006	Christianson	.....	D14/496
D514,563	S *	2/2006	Kuramashi et al.	.....	D14/358
7,002,466	B2 *	2/2006	Goehring	.....	340/539.11
7,110,720	B1 *	9/2006	Henderson	.....	455/66.1

\* cited by examiner

*Primary Examiner*—Prabhakar Deshmukh

(74) *Attorney, Agent, or Firm*—Holland & Hart

(57) **CLAIM**

The ornamental design for a compact transmitter apparatus, as shown and described.

**DESCRIPTION**

FIG. 1 is a front perspective view of a compact transmitter apparatus according to the present invention;

FIG. 2 is a rear perspective view thereof;

FIG. 3 is a front elevation view thereof;

FIG. 4 is a right side elevation view thereof;

FIG. 5 is a left side elevation view thereof;

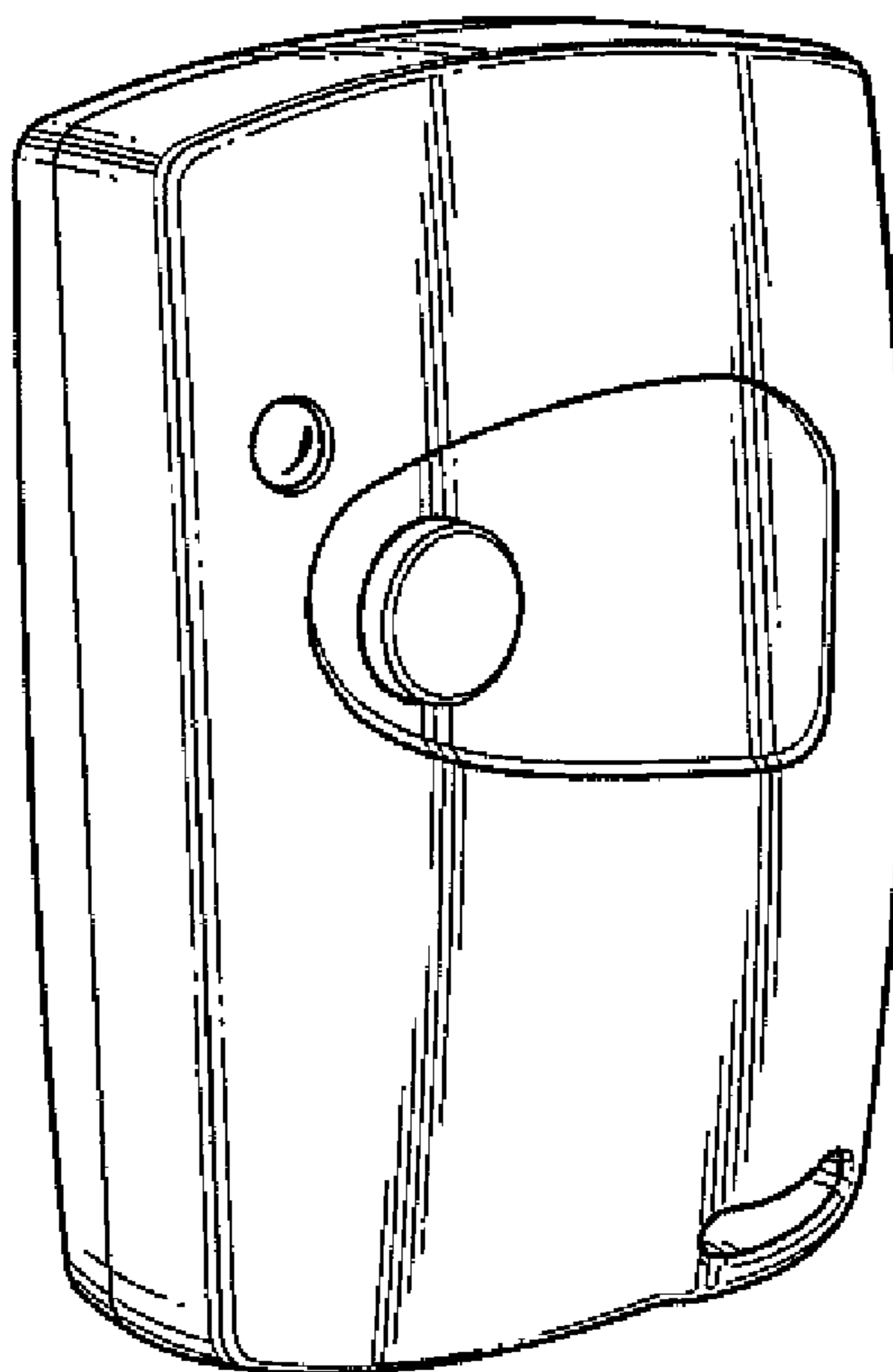
FIG. 6 is a top view thereof;

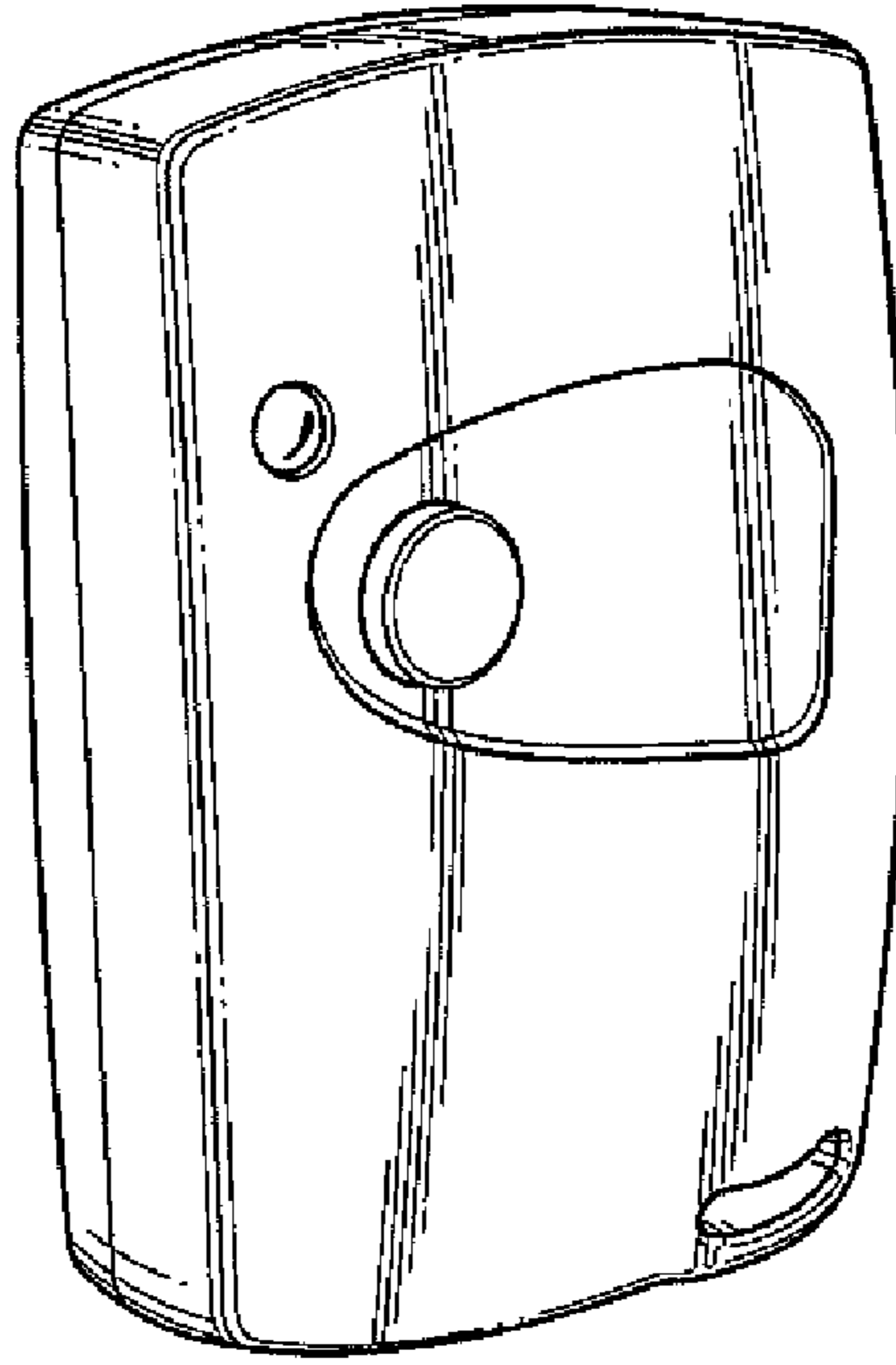
FIG. 7 is a bottom view thereof; and,

FIG. 8 is a rear view thereof.

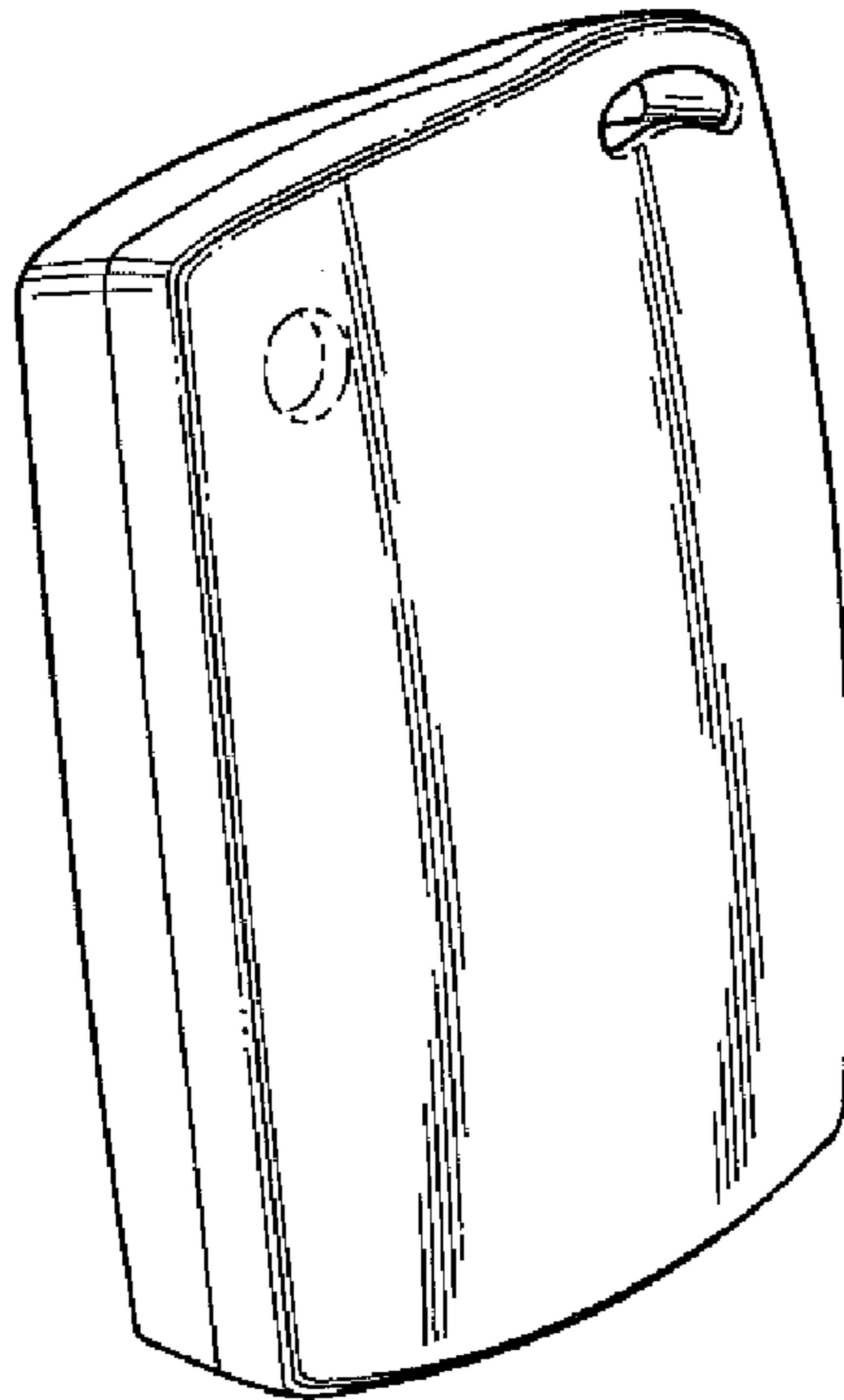
The broken lines are for illustrative purpose only and form no part of the claimed design.

**1 Claim, 2 Drawing Sheets**






**FIG. 1**



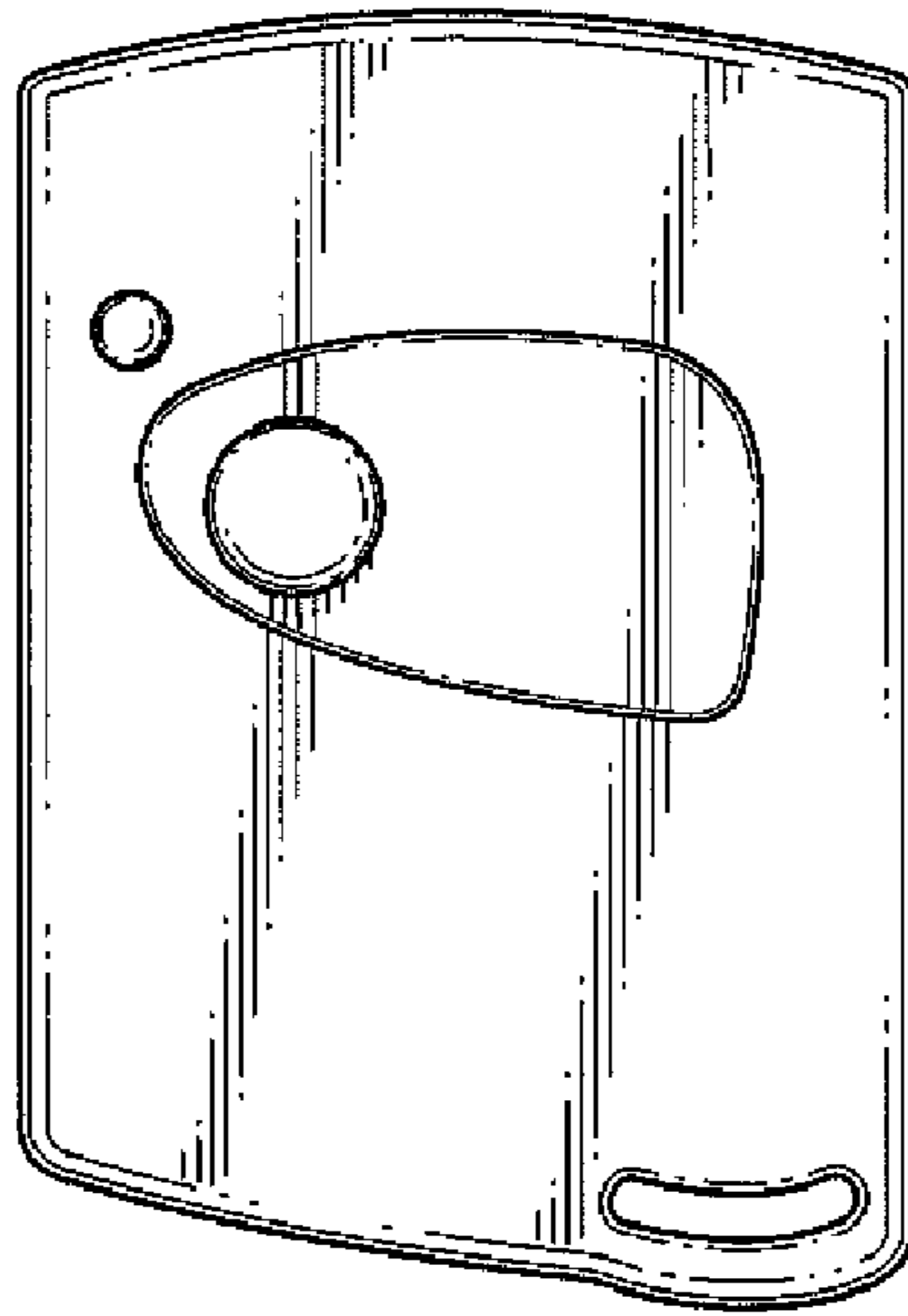
**FIG. 2**



**FIG. 6**




**FIG. 4**




**FIG. 3**



**FIG. 5**



**FIG. 7**



**FIG. 8**