



US00D560686S

(12) **United States Design Patent**
Kim

(10) **Patent No.:** **US D560,686 S**

(45) **Date of Patent:** **** Jan. 29, 2008**

(54) **DIGITAL AUDIO PLAYER**

(75) Inventor: **Han Kim**, Seoul (KR)

(73) Assignee: **Samsung Electronic Co., Ltd.**,
Suwon-Si (KR)

(**) Term: **14 Years**

(21) Appl. No.: **29/269,150**

(22) Filed: **Nov. 22, 2006**

(51) **LOC (8) Cl.** **14-03**

(52) **U.S. Cl.** **D14/496; D14/156**

(58) **Field of Classification Search** D14/496,
D14/401, 435, 474, 483, 217, 137, 138; 345/156,
345/169, 173-179, 905; 715/727-729, 864;
455/11.1, 7, 73, 344-347, 93, 95; 370/342-344;
369/1, 2, 6, 12; 463/43-47

See application file for complete search history.

(56) **References Cited**

U.S. PATENT DOCUMENTS

6,122,526 A * 9/2000 Parulski et al. 455/556.1
6,743,104 B1 * 6/2004 Ota et al. 463/44
6,769,603 B2 * 8/2004 Nagai et al. 235/375
6,791,907 B2 * 9/2004 Berhan 369/7

D506,476 S * 6/2005 Andre et al. D14/496
6,977,675 B2 * 12/2005 Kotzin 348/208.2
7,046,230 B2 * 5/2006 Zadesky et al. 345/156
D532,018 S * 11/2006 Lee D14/496
D532,425 S * 11/2006 Kim D14/496

* cited by examiner

Primary Examiner—Prabhakar Deshmukh

(74) *Attorney, Agent, or Firm*—Staas & Halsey LLP

(57) **CLAIM**

The ornamental design for a digital audio player, as shown and described.

DESCRIPTION

FIG. 1 is a perspective view of a digital audio player according to my new design;

FIG. 2 is a front elevational view thereof;

FIG. 3 is a rear elevational view thereof;

FIG. 4 is a left side elevational view thereof;

FIG. 5 is a right side elevational view thereof;

FIG. 6 is a top plan view thereof; and,

FIG. 7 is a bottom plan view thereof.

1 Claim, 7 Drawing Sheets

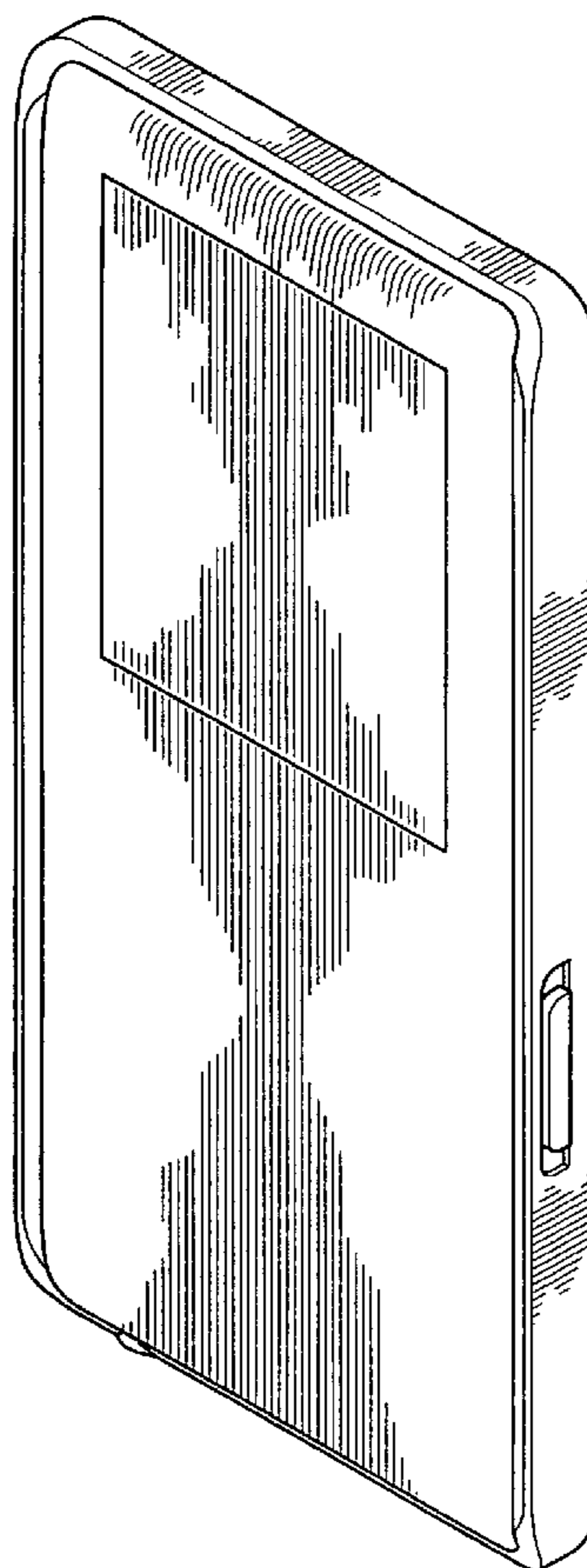


FIG. 1

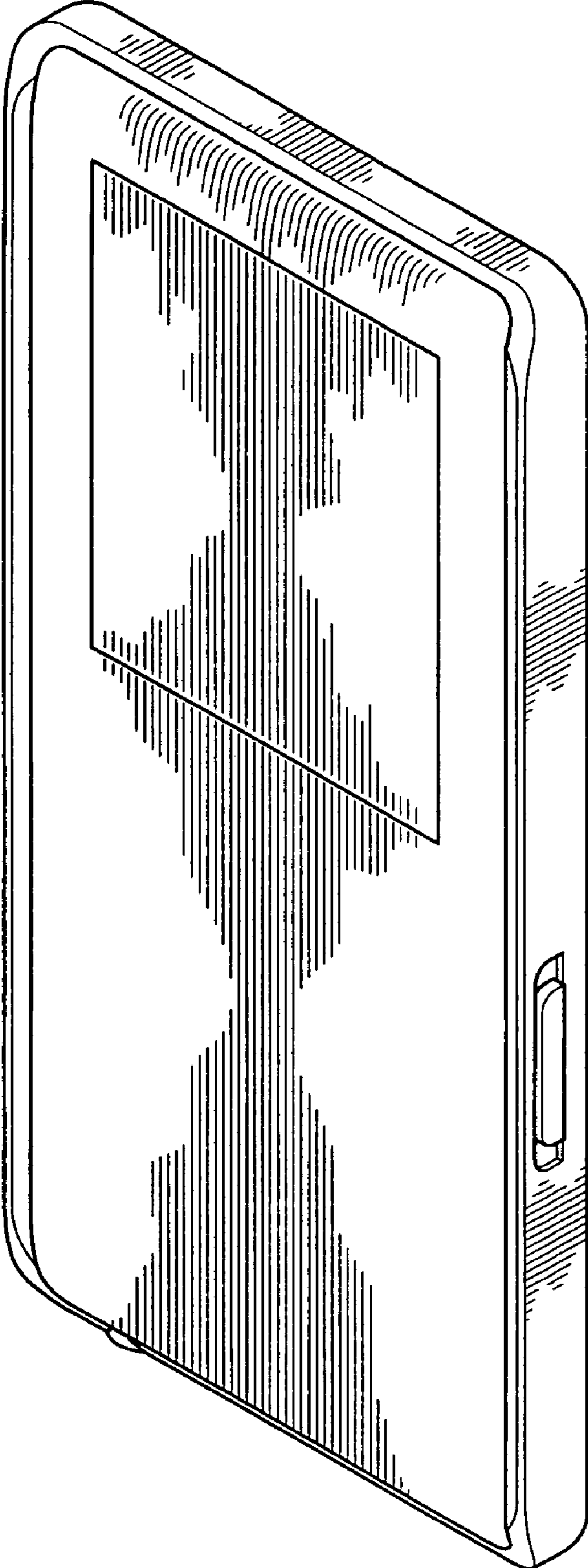


FIG. 2

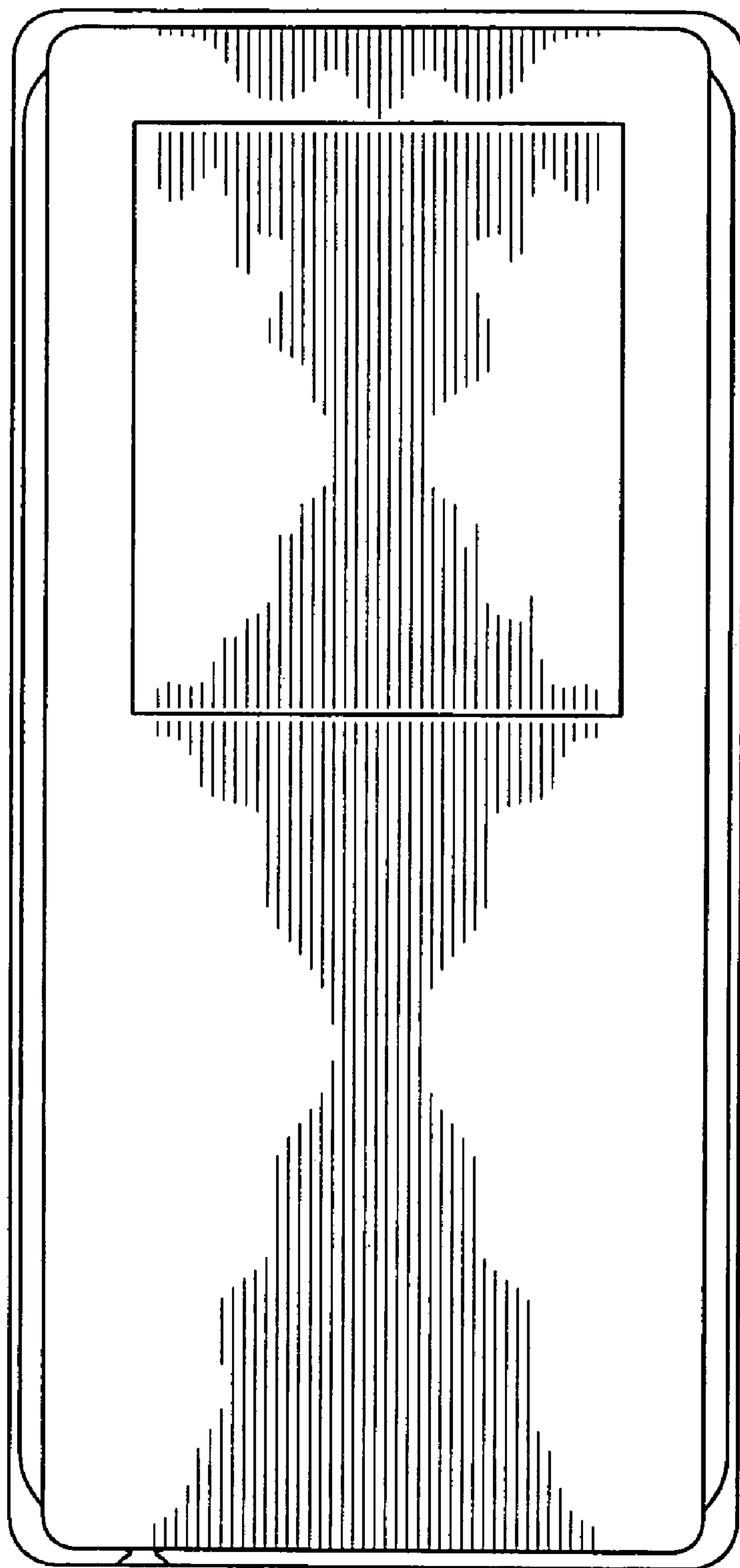


FIG. 3




FIG. 4

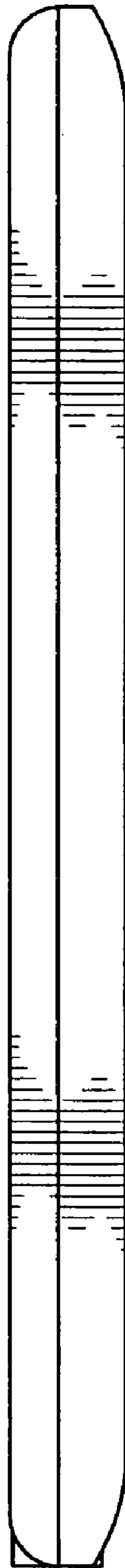


FIG. 5



FIG. 6

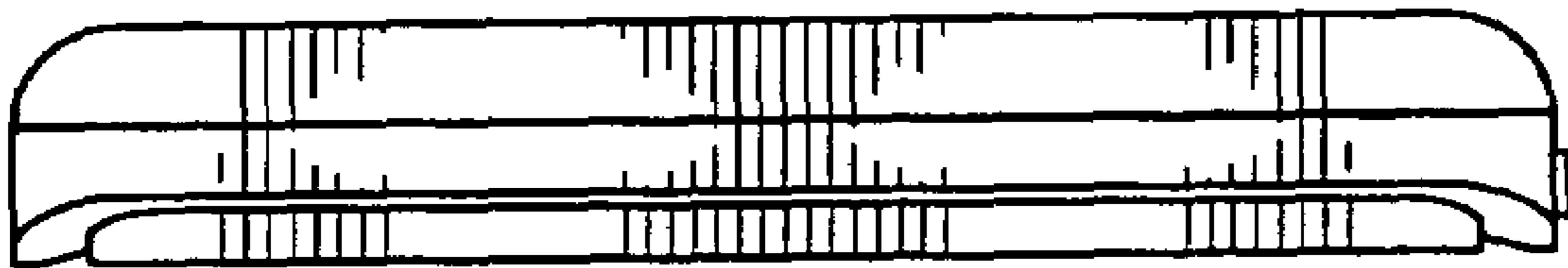


FIG. 7

