



US00D560679S

(12) **United States Design Patent**
Kwon et al.

(10) **Patent No.:** **US D560,679 S**
(45) **Date of Patent:** **** Jan. 29, 2008**

(54) **DISPLAY PANEL WITH GRAPHIC USER INTERFACE**

(75) Inventors: **Giang-Yoon Kwon**, Guri (KR);
Sung-Hee Kim, Seoul (KR); **Hye-Sang Jun**, Seoul (KR); **Mi-Su Jung**, Suwon (KR); **Jee-Young Her**, Seoul (KR)

(73) Assignee: **Samsung Electronics Co., Ltd.**,
Suwon-Si (KR)

(**) Term: **14 Years**

(21) Appl. No.: **29/264,282**

(22) Filed: **Aug. 8, 2006**

(30) **Foreign Application Priority Data**

Feb. 10, 2006 (KR) 30-2006-0005034

(51) **LOC (8) Cl.** **14-04**

(52) **U.S. Cl.** **D14/486**

(58) **Field of Classification Search** D14/485-495;
715/505, 509, 700, 703, 712, 715, 718, 719,
715/726, 730, 732, 739, 748, 757, 759, 762,
715/763, 768, 776, 779, 781, 808, 809, 810,
715/811, 812, 813, 814, 815, 816, 817, 818,
715/819, 820, 821, 822, 823, 824, 825, 826,
715/828, 829, 835, 836, 837, 838, 839, 840,
715/841, 842, 843, 844, 845, 846, 847, 848,
715/849, 850, 861, 864, 866, 867, 908, 961;
715/962, 963, 970.1, 976, 977; 345/420,
345/426, 427, 628, 646, 902, 949, 953, 955;
725/37, 39, 40, 43, 47, 56, 60, 61

See application file for complete search history.

(56) **References Cited**

U.S. PATENT DOCUMENTS

6,347,400 B1 * 2/2002 Ohkura et al. 725/60

6,825,858 B2 * 11/2004 Sato 715/735
D527,735 S * 9/2006 McDougall et al. D14/485
2003/0046699 A1 * 3/2003 Nonomura et al. 725/58
2004/0194139 A1 * 9/2004 Rao et al. 725/52
2004/0268262 A1 * 12/2004 Gupta et al. 715/718
2005/0044577 A1 * 2/2005 Jerding et al. 725/135
2005/0091608 A1 * 4/2005 Gusmorino et al. 715/801
2005/0198667 A1 * 9/2005 Lee 725/47
2006/0015903 A1 * 1/2006 MacBeth et al. 725/46
2006/0048183 A1 * 3/2006 Choe 725/39
2007/0162936 A1 * 7/2007 Stallings et al. 725/58

* cited by examiner

Primary Examiner—Cathron Brooks

Assistant Examiner—Angela J Lee

(74) *Attorney, Agent, or Firm*—Staas & Halsey LLP

(57) **CLAIM**

The ornamental design for the display panel with graphic user interface, as shown and described.

DESCRIPTION

FIG. 1 is a perspective view of the display panel with graphic user interface showing our design;

FIG. 2 is a front view thereof;

FIG. 3 is a rear view thereof;

FIG. 4 is a left side view thereof;

FIG. 5 is a right side view thereof;

FIG. 6 is a top plan view thereof;

FIG. 7 is a bottom plan view thereof; and,

FIG. 8 is an enlarged view of a portion of the image of FIG. 2.

The broken line showing of a display panel is included for the purpose of illustrating portions of the article and forms no part of the claimed design. --

1 Claim, 6 Drawing Sheets

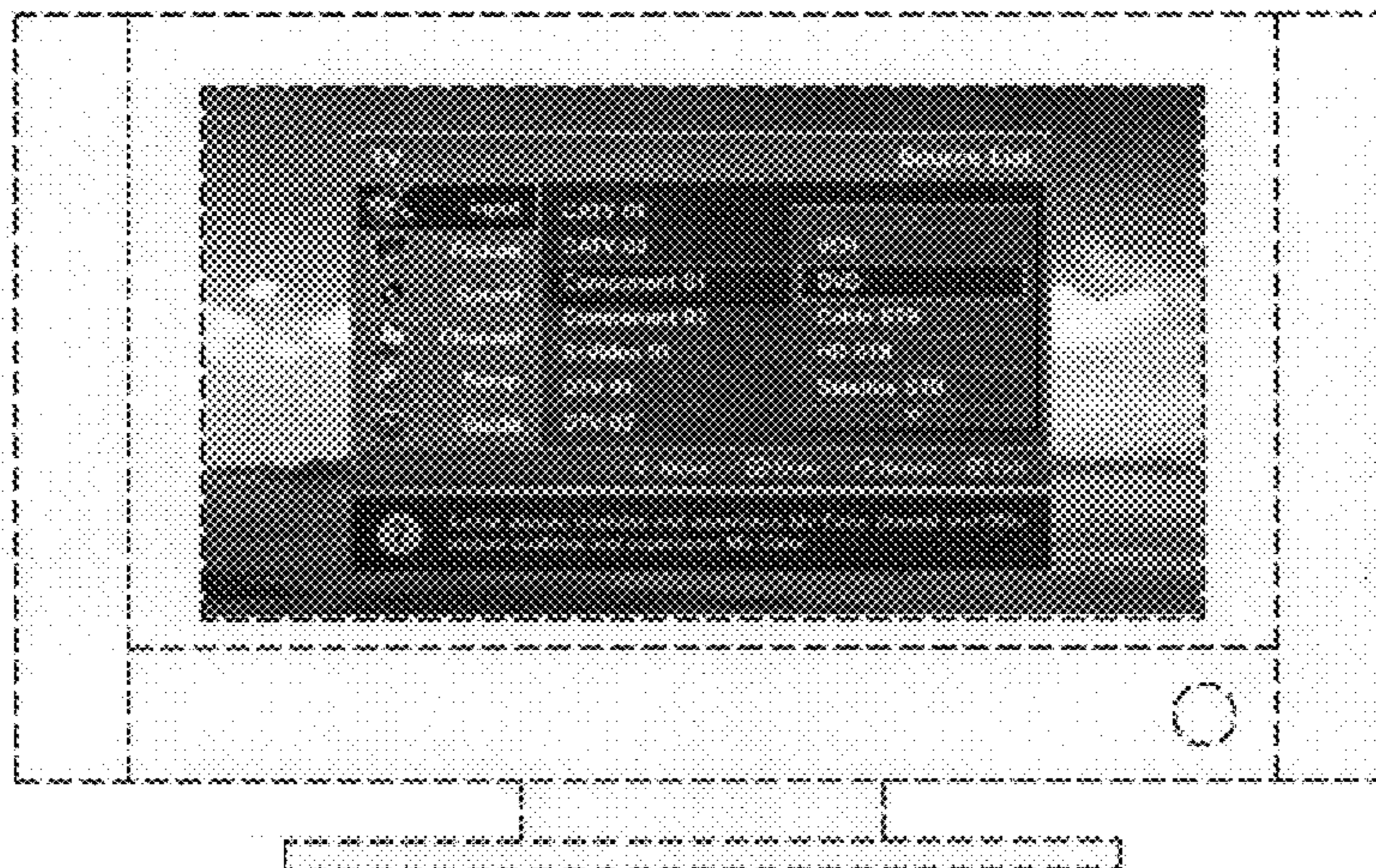


FIG. 1

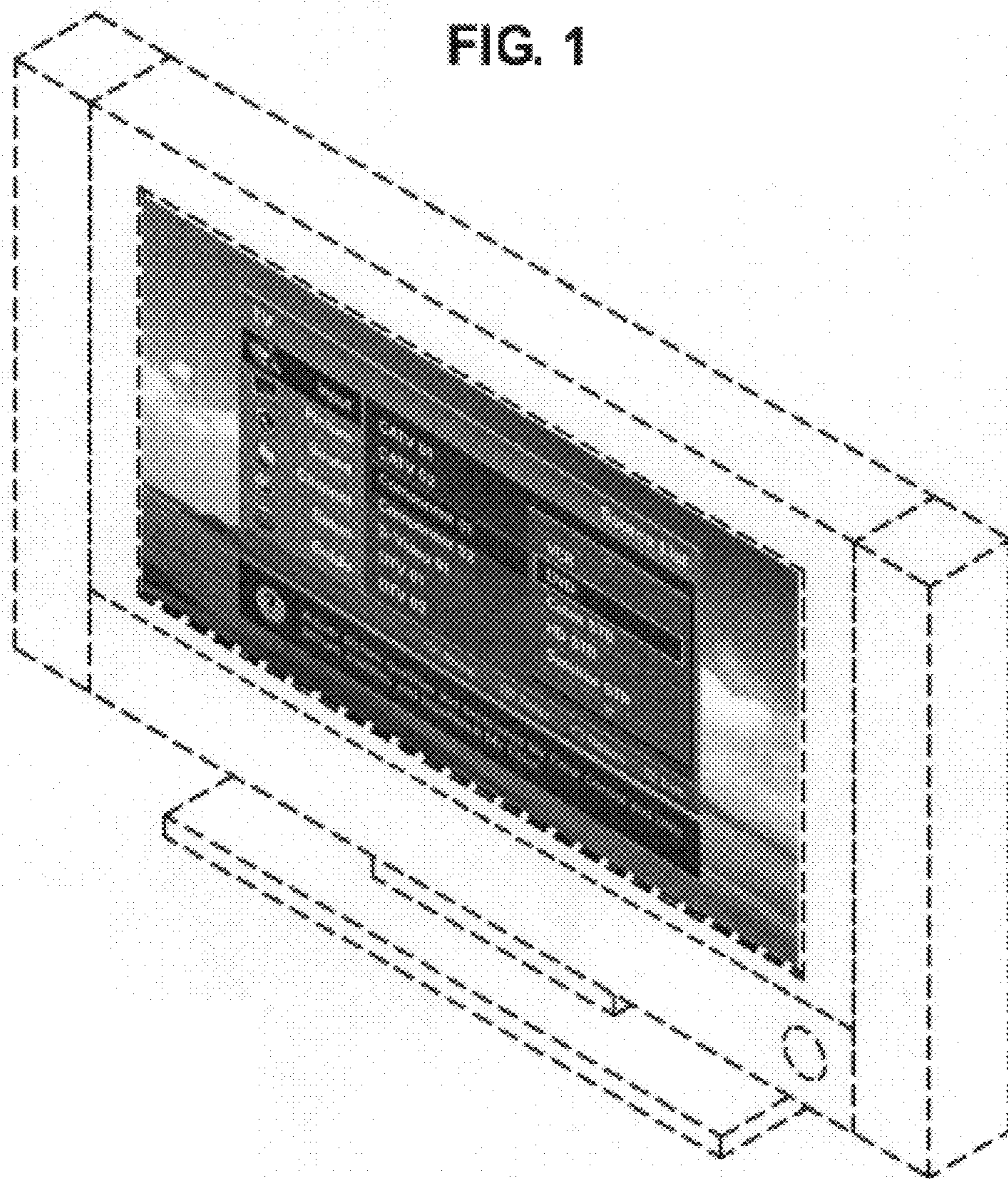


FIG. 2

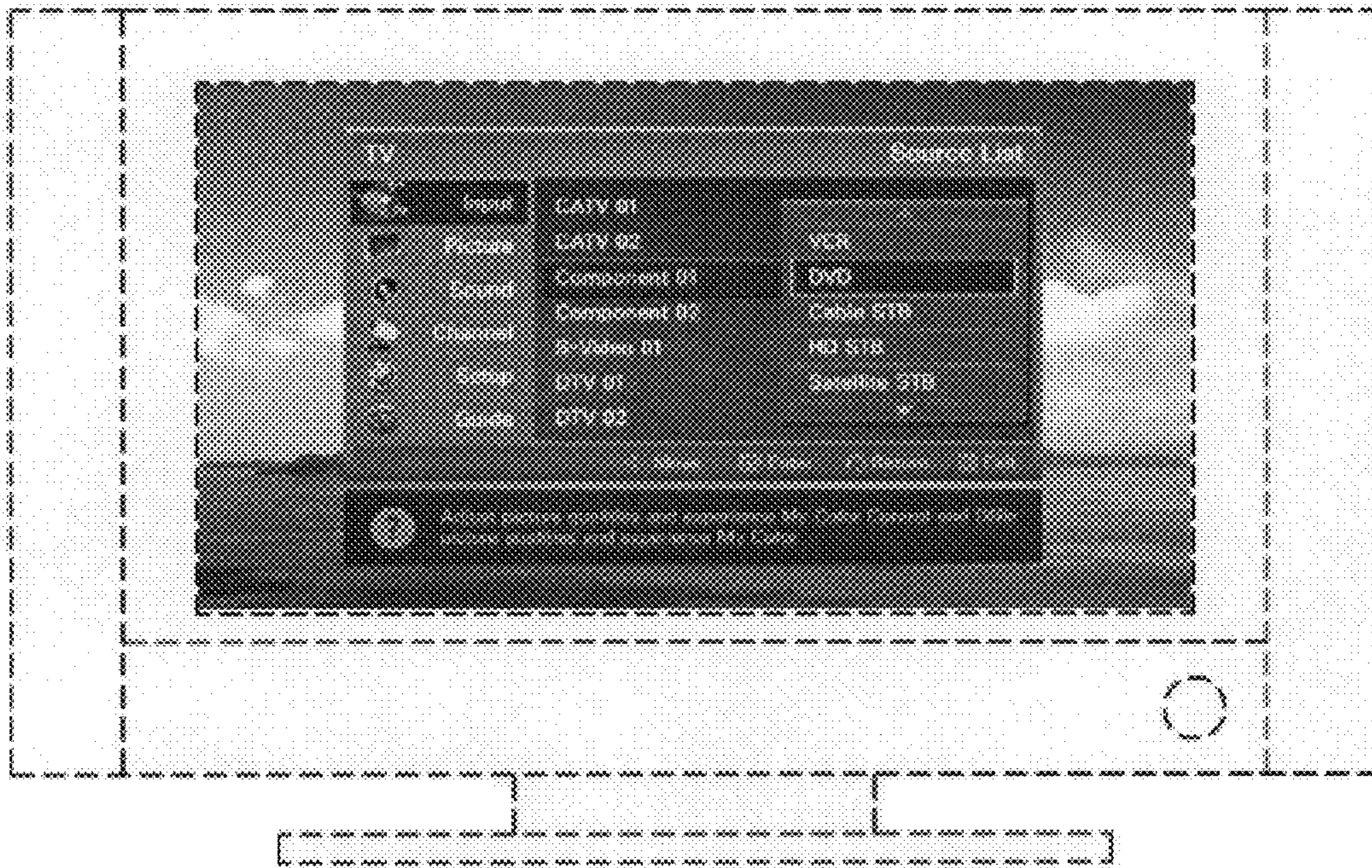


FIG. 3




FIG. 4




FIG. 5




FIG. 6




FIG. 7



FIG. 8

