

US00D560674S

(12) **United States Design Patent**
Wohlford et al.

(10) **Patent No.:** **US D560,674 S**
(45) **Date of Patent:** **** Jan. 29, 2008**

(54) **MOUNTING INTERFACE FOR FLAT PANEL DISPLAY**

(75) Inventors: **Jim Wohlford**, Savage, MN (US);
Steven Durkee, Savage, MN (US);
Nathan Bohl, Savage, MN (US)

(73) Assignee: **CSAV, Inc.**, Savage, MN (US)

(**) Term: **14 Years**

(21) Appl. No.: **29/268,137**

(22) Filed: **Oct. 31, 2006**

(51) **LOC (8) Cl.** **14-03**

(52) **U.S. Cl.** **D14/451**

(58) **Field of Classification Search** D14/129,
D14/209, 217, 224, 237, 238, 239, 432, 439,
D14/447, 448, 451, 452; D6/449, 513; D8/349,
D8/354, 355, 363, 373, 380, 387, 388, 389;
D16/235, 242; 248/176.1, 201, 205.1, 220.21,
248/223.31, 231.9, 274.1, 276.1, 281.11,
248/284.1, 286.1, 309.1, 323, 324, 349.1,
248/371, 398, 425, 638, 917, 918, 919, 920,
248/921, 922, 923, 924; 348/825, 827, 836
See application file for complete search history.

(56) **References Cited**

U.S. PATENT DOCUMENTS

D315,863 S * 4/1991 Shui-Mu D8/380
D352,233 S * 11/1994 Le Gay D8/373
D394,660 S * 5/1998 Hrach et al. D14/224
D439,829 S * 4/2001 Woosley D8/363
D472,793 S * 4/2003 Callahan et al. D8/349
D489,377 S * 5/2004 van Kuijk D14/451
6,923,413 B2 * 8/2005 Dozier 248/294.1
D520,344 S * 5/2006 Vejmarker D8/354
7,152,836 B2 * 12/2006 Pfister et al. 248/292.14

D536,240 S * 2/2007 Vejmarker D8/354
D536,952 S * 2/2007 Vejmarker D8/354
7,175,152 B2 * 2/2007 Dittmer 248/221.11
D543,548 S * 5/2007 Muday et al. D14/452

OTHER PUBLICATIONS

Chief Manufacturing Inc. Full Line Catalog, *Mounting Solutions Product Guide*, Jun. 2006.

* cited by examiner

Primary Examiner—Cathron Brooks

Assistant Examiner—Angela J Lee

(74) *Attorney, Agent, or Firm*—Patterson, Thuente, Skaar & Christensen, PA

(57) **CLAIM**

We claim the ornamental design for mounting interface for flat panel display, as shown.

DESCRIPTION

FIG. 1 is a rear perspective view of a mounting interface for flat panel display;

FIG. 2 is a rear elevation view of the mounting interface for flat panel display depicted in FIG. 1;

FIG. 3 is a top plan view of the mounting interface for flat panel display depicted in FIG. 1;

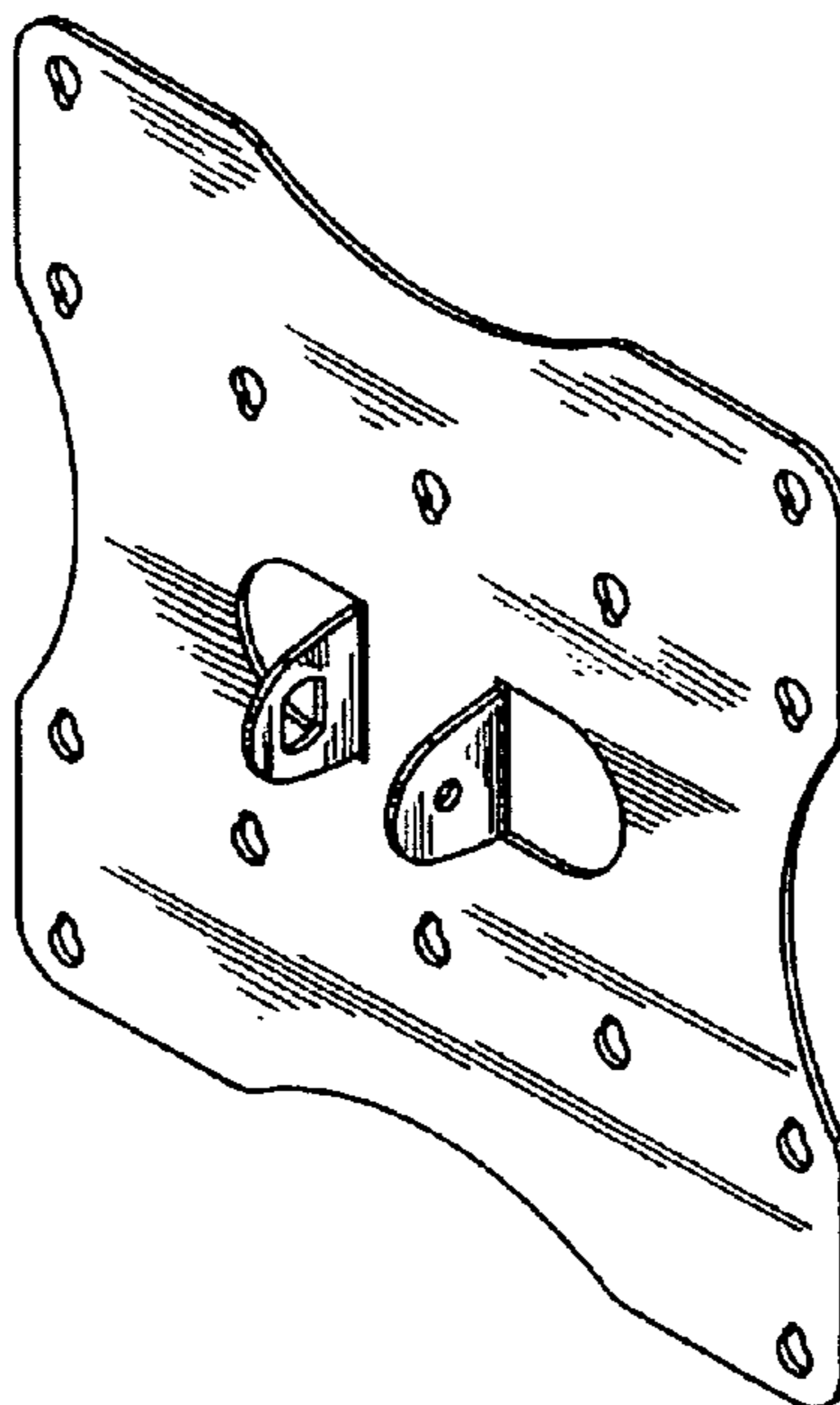
FIG. 4 is a front elevation view of the mounting interface for flat panel display depicted in FIG. 1;

FIG. 5 is a bottom plan view of the mounting interface for flat panel display depicted in FIG. 1;

FIG. 6 is a side elevation view of the mounting interface for flat panel display depicted in FIG. 1; and,

FIG. 7 is an opposing side elevation view of the mounting interface for flat panel display depicted in FIG. 1.

1 Claim, 2 Drawing Sheets



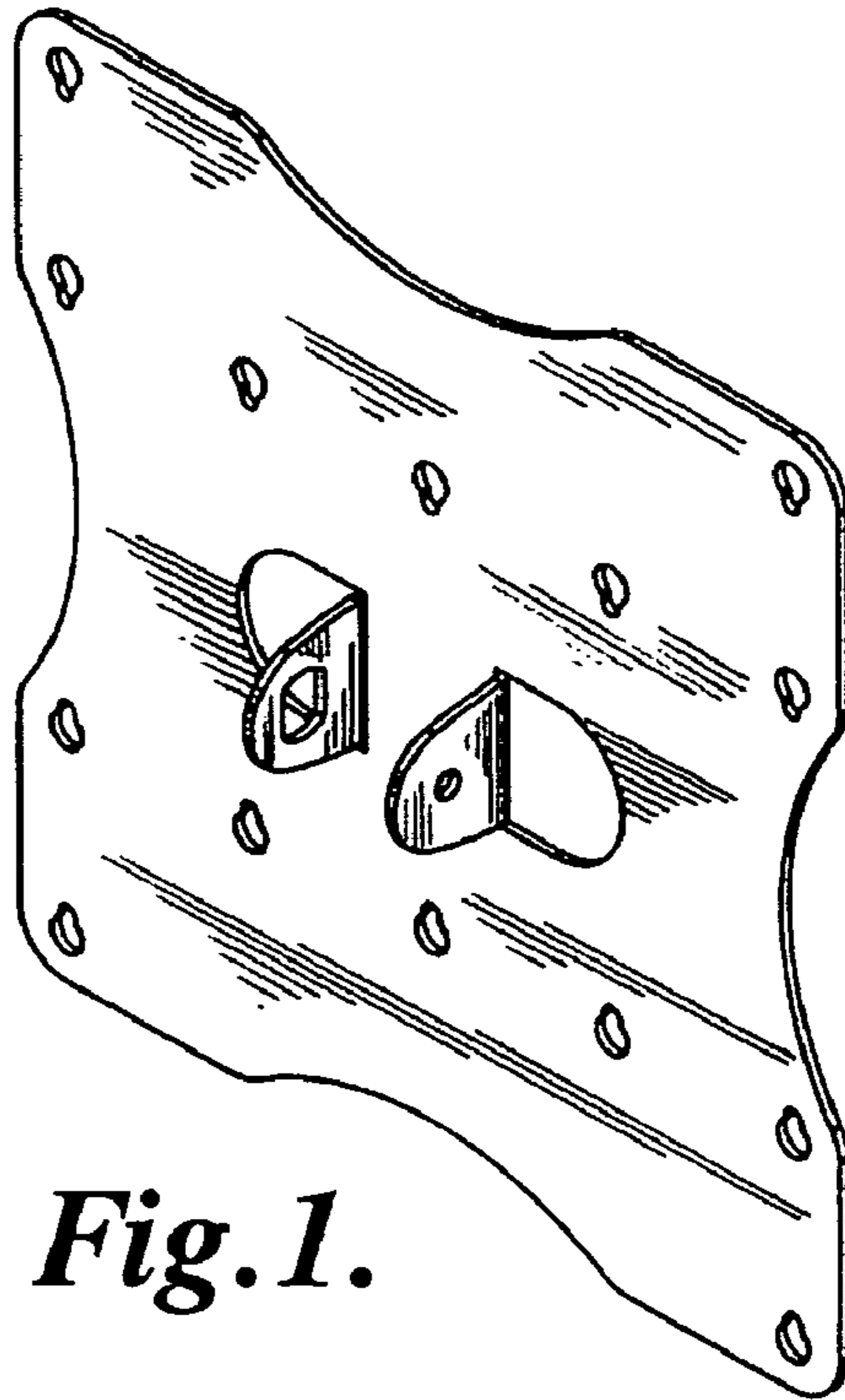


Fig. 1.

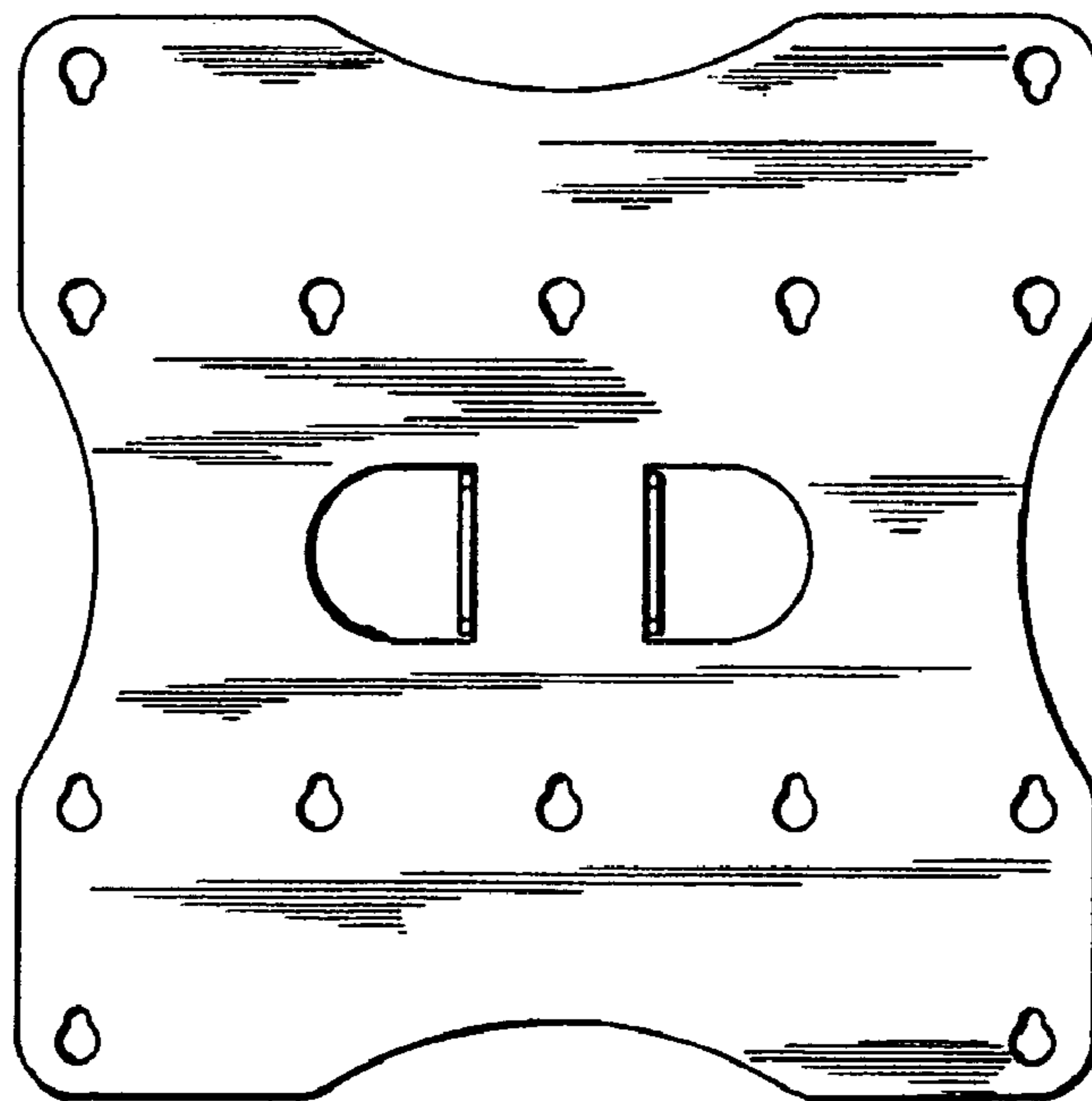


Fig. 2.



Fig. 3.

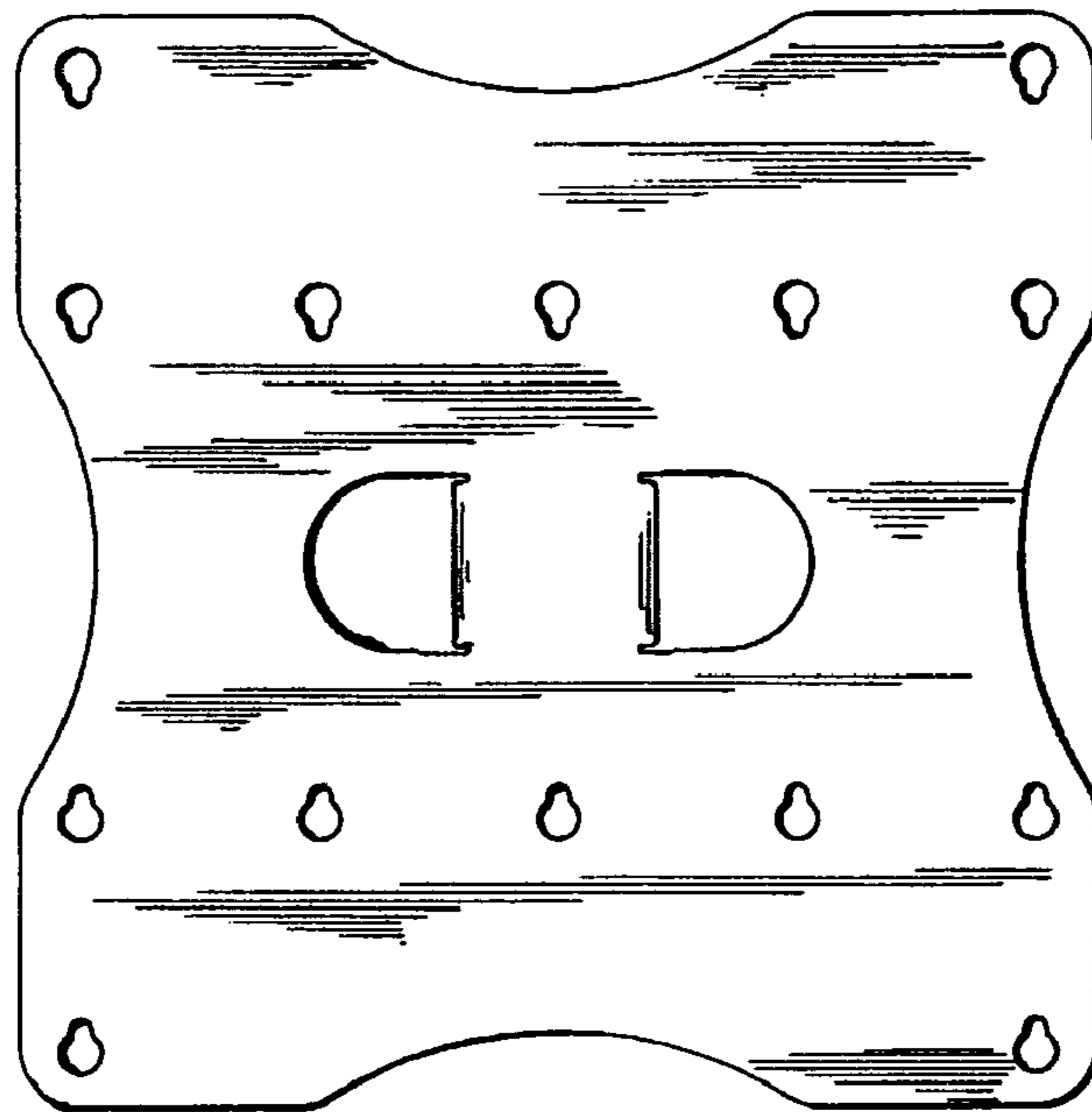


Fig. 4.

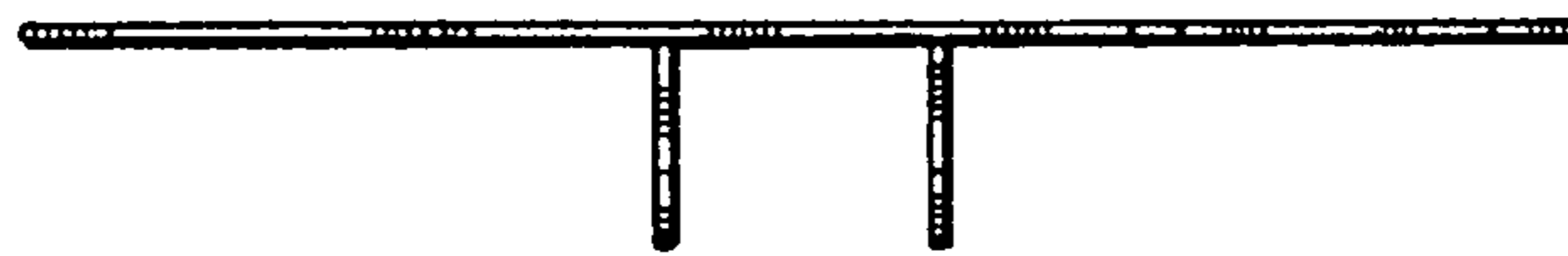


Fig. 5.

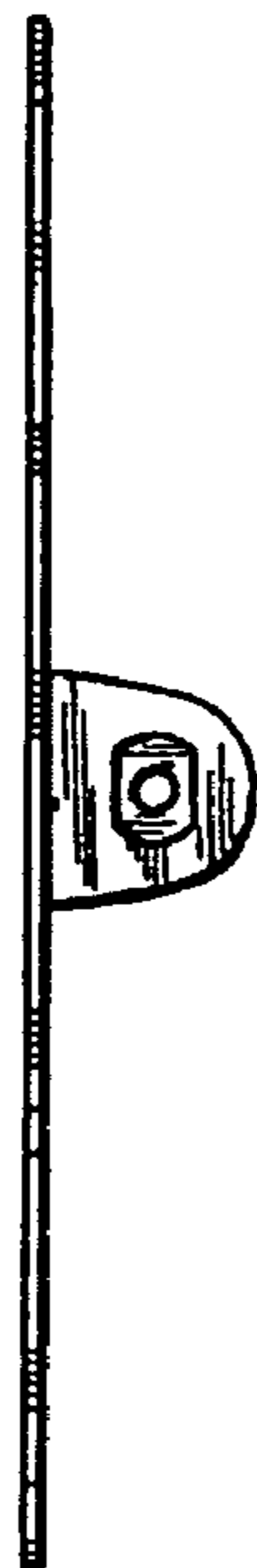


Fig. 6.

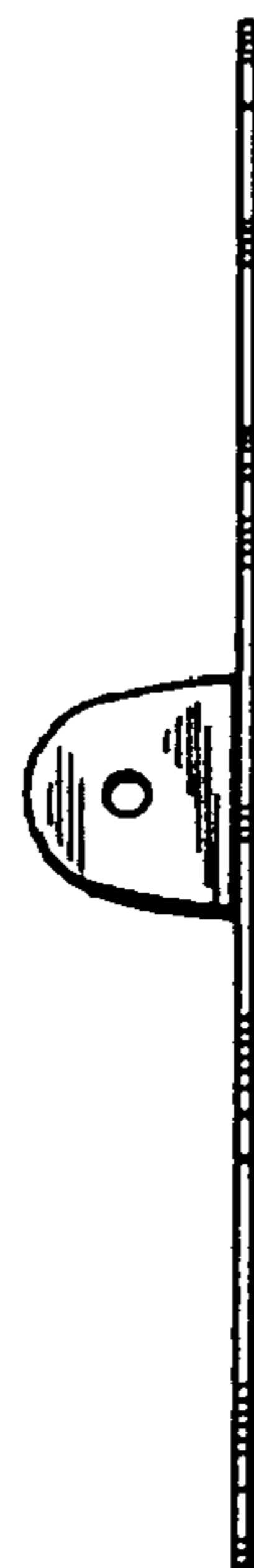


Fig. 7.