



US00D560663S

(12) **United States Design Patent**
Chatterjee

(10) **Patent No.:** **US D560,663 S**
(45) **Date of Patent:** **** Jan. 29, 2008**

(54) **PORTION OF AN ELECTRONIC MOUSE**

(75) Inventor: **Monique Chatterjee**, Seattle, WA (US)

(73) Assignee: **Microsoft Corporation**, Redmond, WA (US)

(**) Term: **14 Years**

(21) Appl. No.: **29/280,670**

(22) Filed: **Jun. 4, 2007**

(51) **LOC (8) Cl.** **14-02**

(52) **U.S. Cl.** **D14/409**

(58) **Field of Classification Search** D14/402-410,
D14/417; 235/472.01; 345/156-167; 365/49;
463/36-38; 200/5 A, 5 R, 6 A, 6 R; 273/148 B
See application file for complete search history.

(56) **References Cited**

U.S. PATENT DOCUMENTS

D423,488 S *	4/2000	O’Keeffe et al.	D14/409
D450,698 S *	11/2001	Fisher et al.	D14/402
D459,353 S *	6/2002	Lee et al.	D14/408
6,509,891 B1 *	1/2003	Sheehan et al.	345/167
D473,870 S *	4/2003	Fisher	D14/402
6,580,419 B1 *	6/2003	O’Keeffe et al.	345/163

D505,677 S *	5/2005	Sheehan et al.	D14/408
D505,679 S *	5/2005	Klarke et al.	D14/409
D514,572 S *	2/2006	Chang	D14/409
D533,554 S *	12/2006	Sheehan et al.	D14/409

* cited by examiner

Primary Examiner—Pamela J. Burgess

(74) *Attorney, Agent, or Firm*—Banner & Witcoff, Ltd.

(57) **CLAIM**

The ornamental design for a portion of an electronic mouse, as shown and described.

DESCRIPTION

FIG. 1 is a front perspective view of portion of an electronic mouse showing my new design;

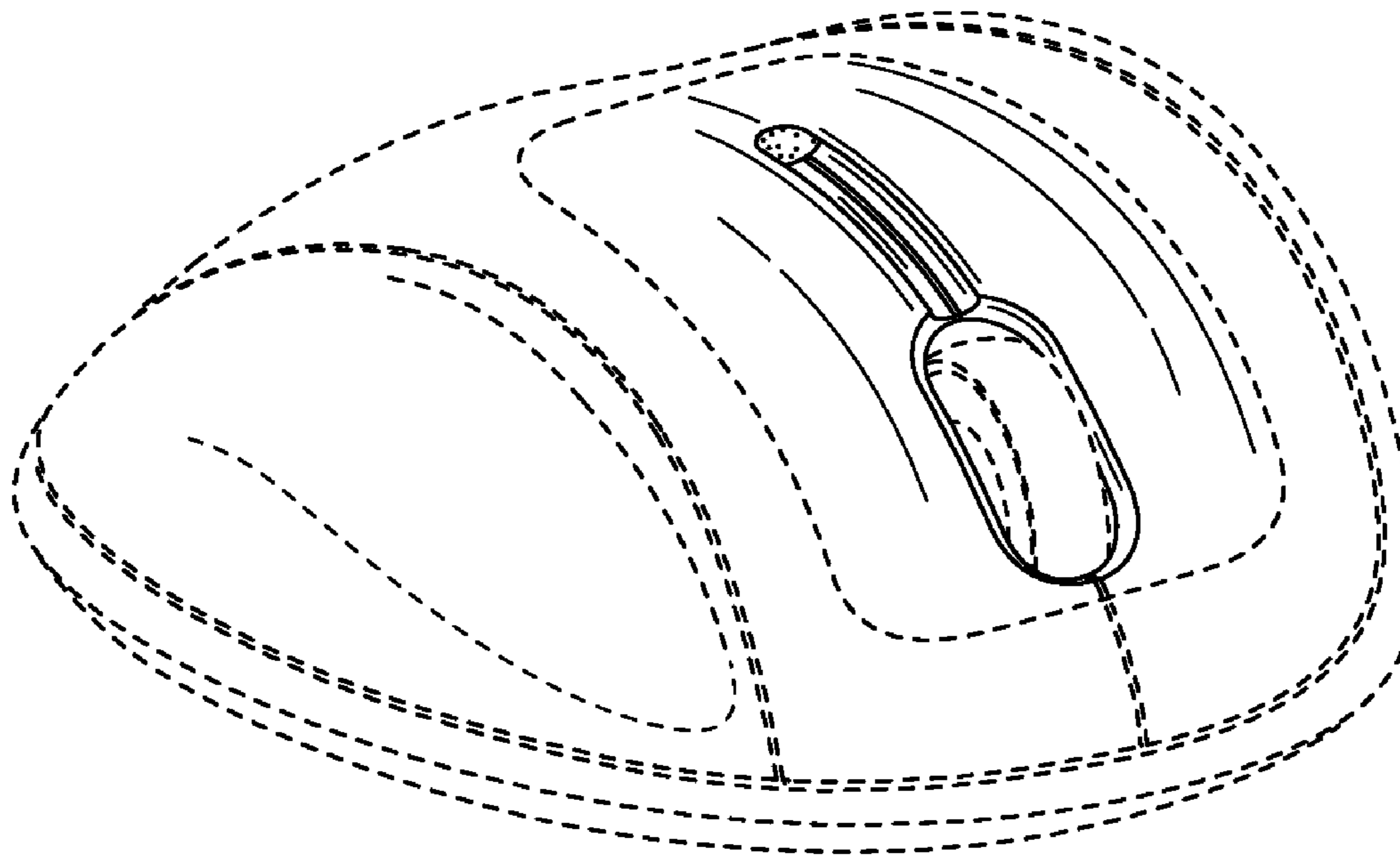
FIG. 2 is a top view thereof;

FIG. 3 is a right side view thereof; and,

FIG. 4 is a front view thereof.

The broken line showing of various regions, including the unshaded areas therein, is for illustrative purposes and forms no part of the claimed design. The difference in shading indicates a contrast of appearance and does not depict any particular color, texture, or material.

1 Claim, 2 Drawing Sheets



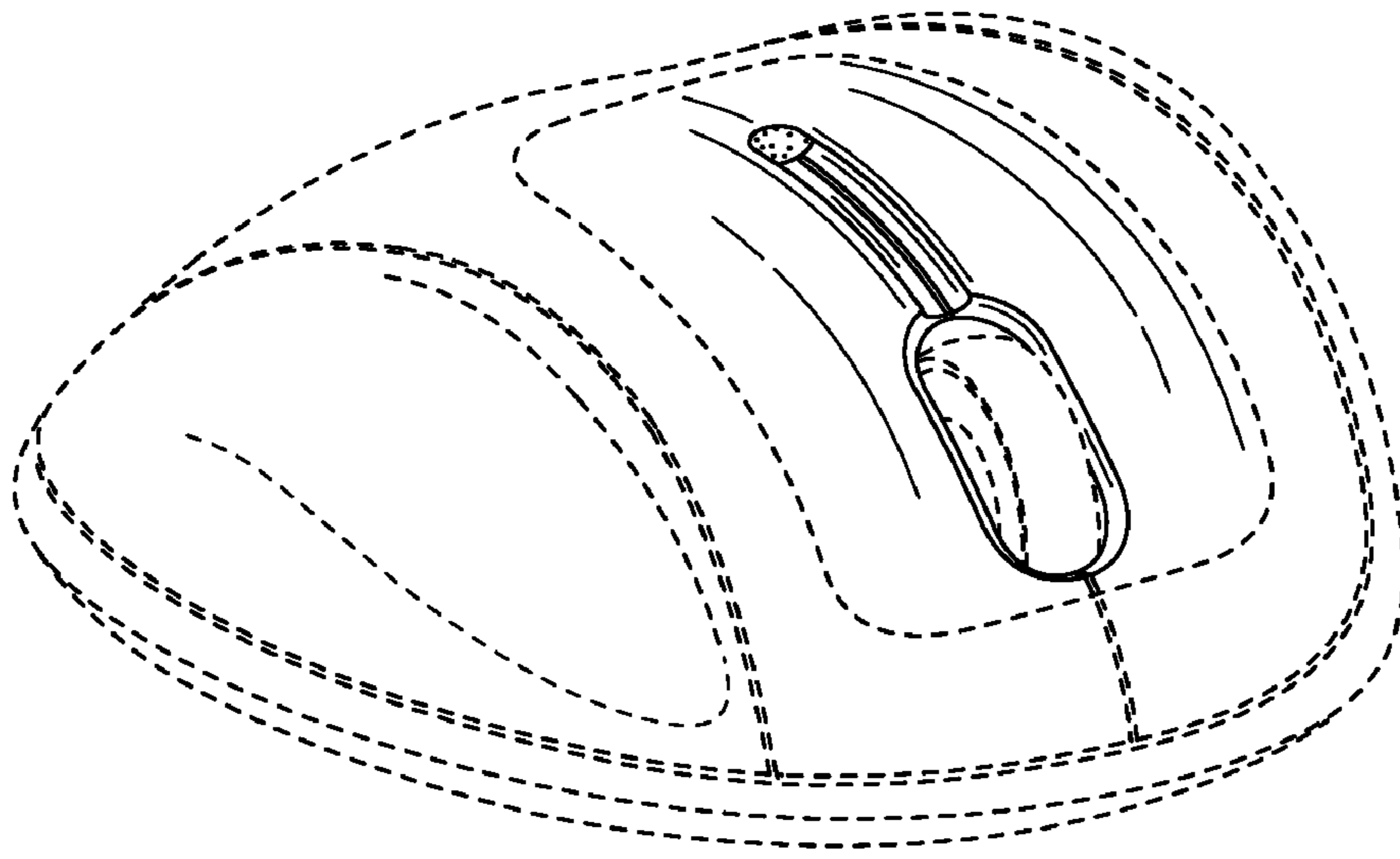


FIG. 1

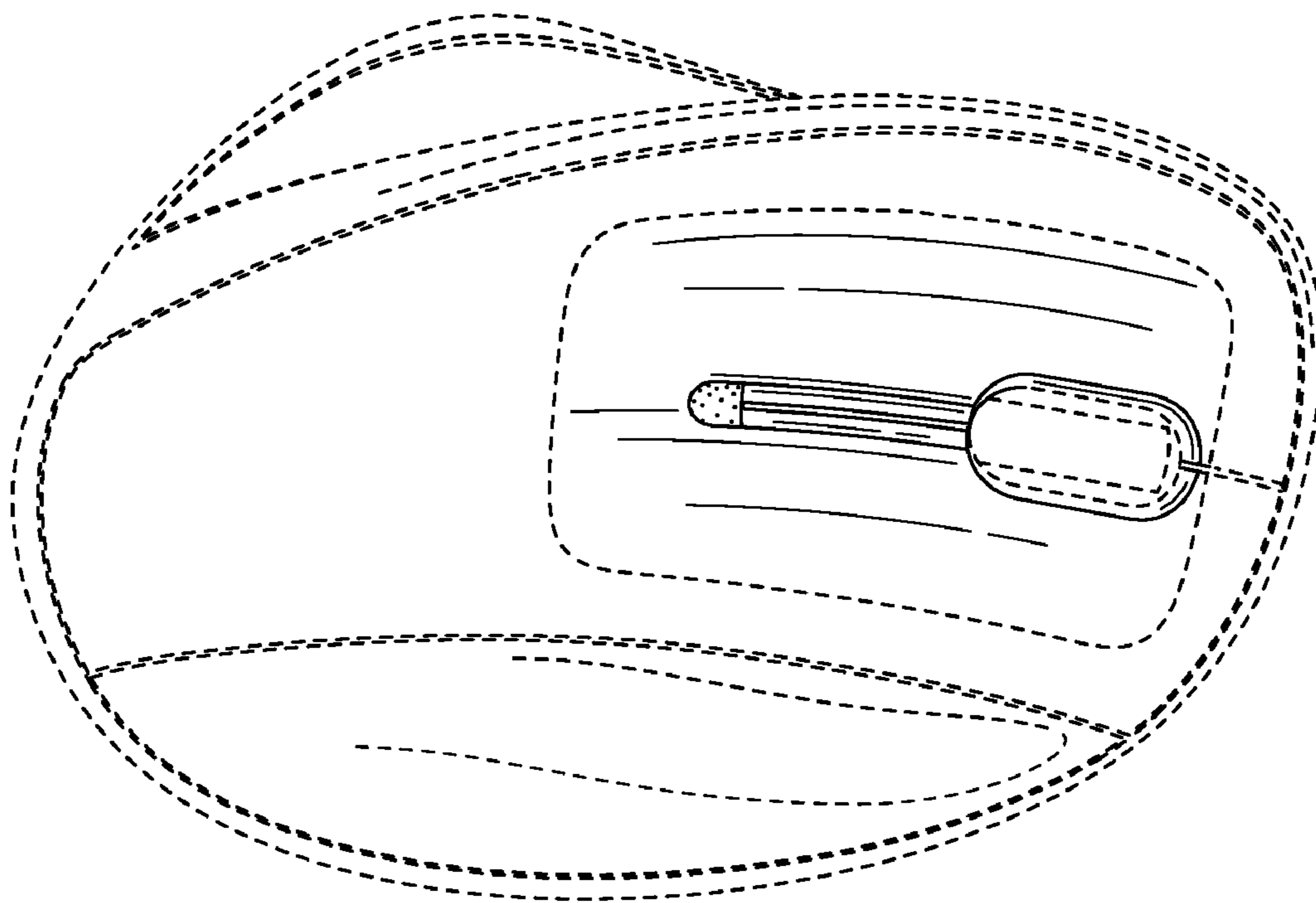


FIG. 2

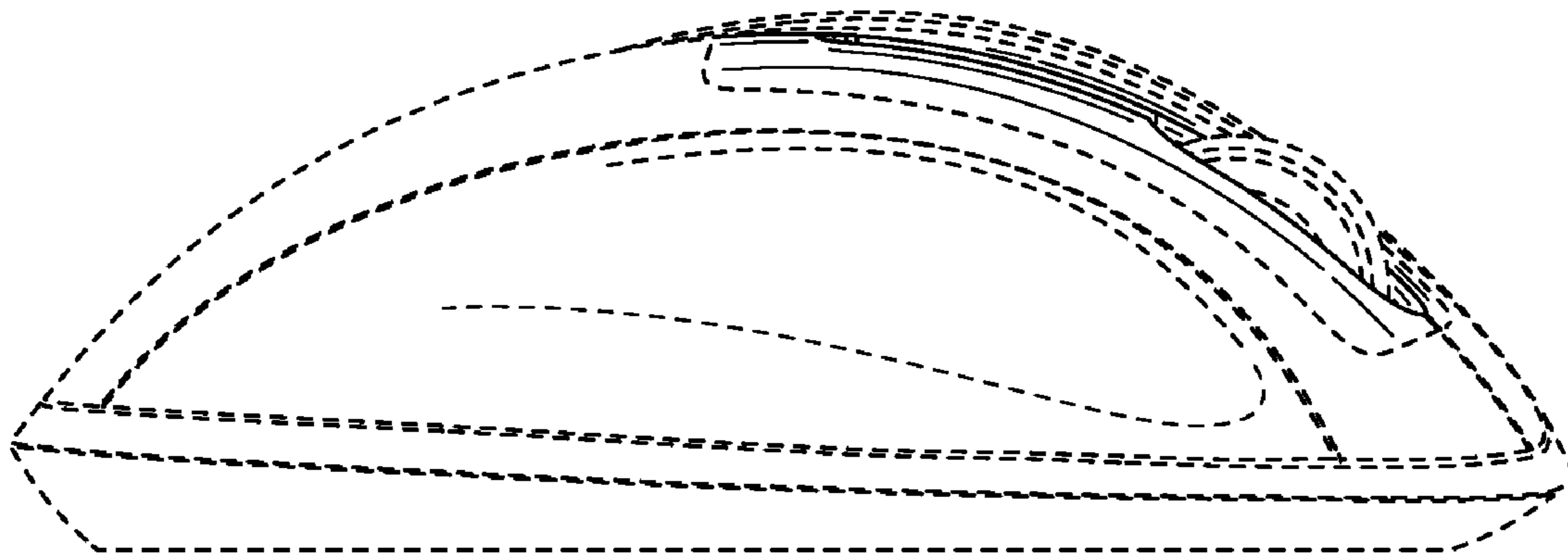


FIG. 3

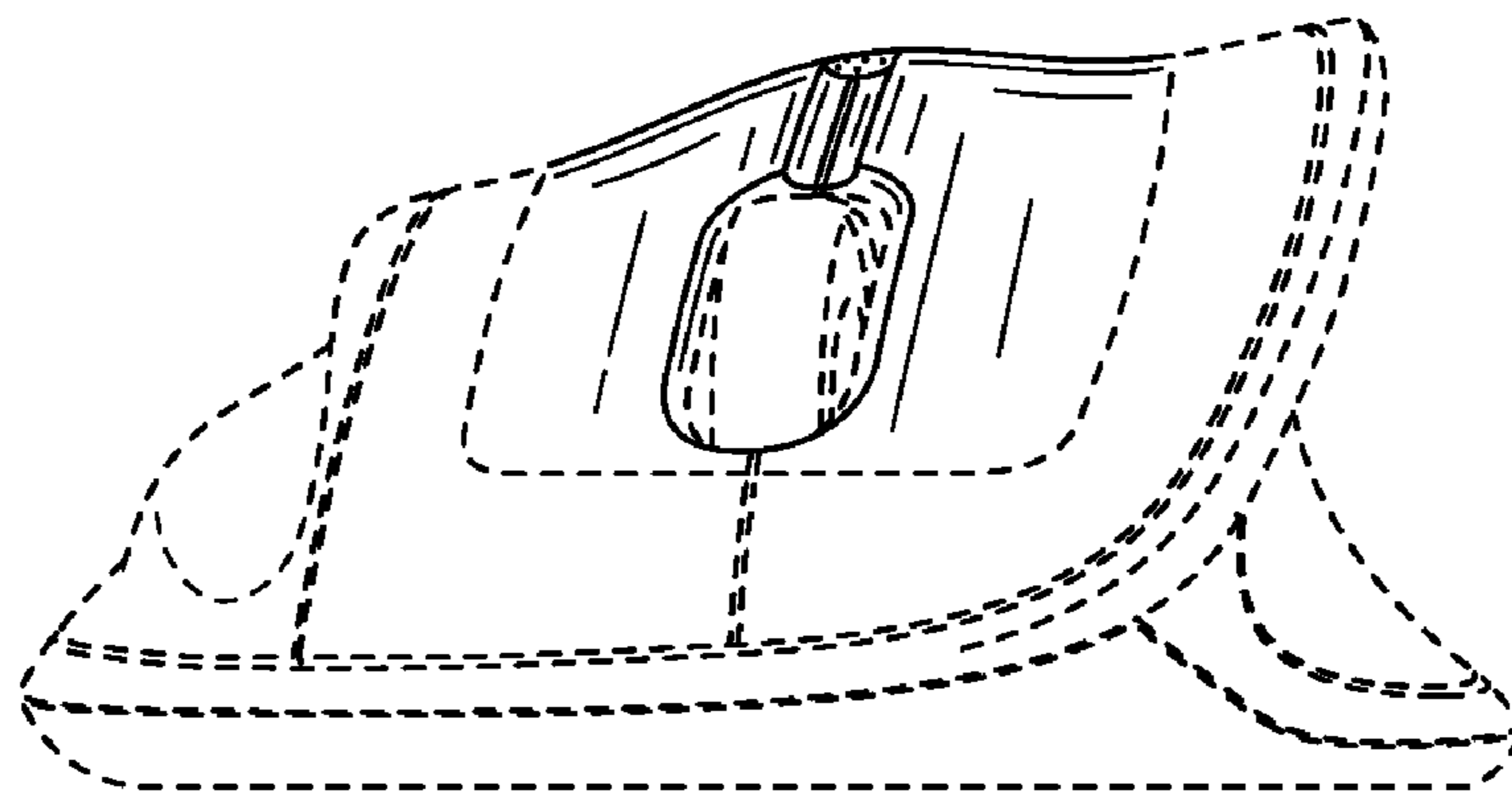


FIG. 4