

US00D560662S

(12) **United States Design Patent**
Chatterjee et al.

(10) **Patent No.:** **US D560,662 S**

(45) **Date of Patent:** **** Jan. 29, 2008**

(54) **PORTION OF AN ELECTRONIC MOUSE**

(75) Inventors: **Monique Chatterjee**, Seattle, WA (US);
Young Soo Kim, Bellevue, WA (US);
Robert M. Freed, Kenmore, WA (US)

(73) Assignee: **Microsoft Corporation**, Redmond, WA (US)

(**) Term: **14 Years**

(21) Appl. No.: **29/280,668**

(22) Filed: **Jun. 4, 2007**

(51) **LOC (8) Cl.** **14-02**

(52) **U.S. Cl.** **D14/409**

(58) **Field of Classification Search** D14/402-410,
D14/417; 235/472.01; 345/156-167; 365/49;
463/36-38; 200/5 A, 5 R, 6 A, 6 R; 273/148 B
See application file for complete search history.

(56) **References Cited**

U.S. PATENT DOCUMENTS

D423,488 S *	4/2000	O’Keeffe et al.	D14/409
D450,698 S *	11/2001	Fisher et al.	D14/402
D459,353 S *	6/2002	Lee et al.	D14/408
6,509,891 B1 *	1/2003	Sheehan et al.	345/167
D473,870 S *	4/2003	Fisher	D14/402

6,580,419 B1 *	6/2003	O’Keeffe et al.	345/163
D505,677 S *	5/2005	Sheehan et al.	D14/408
D505,679 S *	5/2005	Klarke et al.	D14/409
D514,572 S *	2/2006	Chang	D14/409
D533,554 S *	12/2006	Sheehan et al.	D14/409

* cited by examiner

Primary Examiner—Pamela J. Burgess

(74) *Attorney, Agent, or Firm*—Banner & Witcoff, Ltd.

(57) **CLAIM**

The ornamental design for a portion of an electronic mouse, as shown and described.

DESCRIPTION

FIG. 1 is a front perspective view of a portion of an electronic mouse showing our new design;

FIG. 2 is a top view thereof;


FIG. 3 is a right side view thereof;

FIG. 4 is a front view thereof; and,

FIG. 5 is a rear view thereof.

The broken line showing of various regions in the Figures and the unshaded areas therein is for illustrative purposes only and forms no part of the claimed design.

1 Claim, 2 Drawing Sheets






FIG. 1

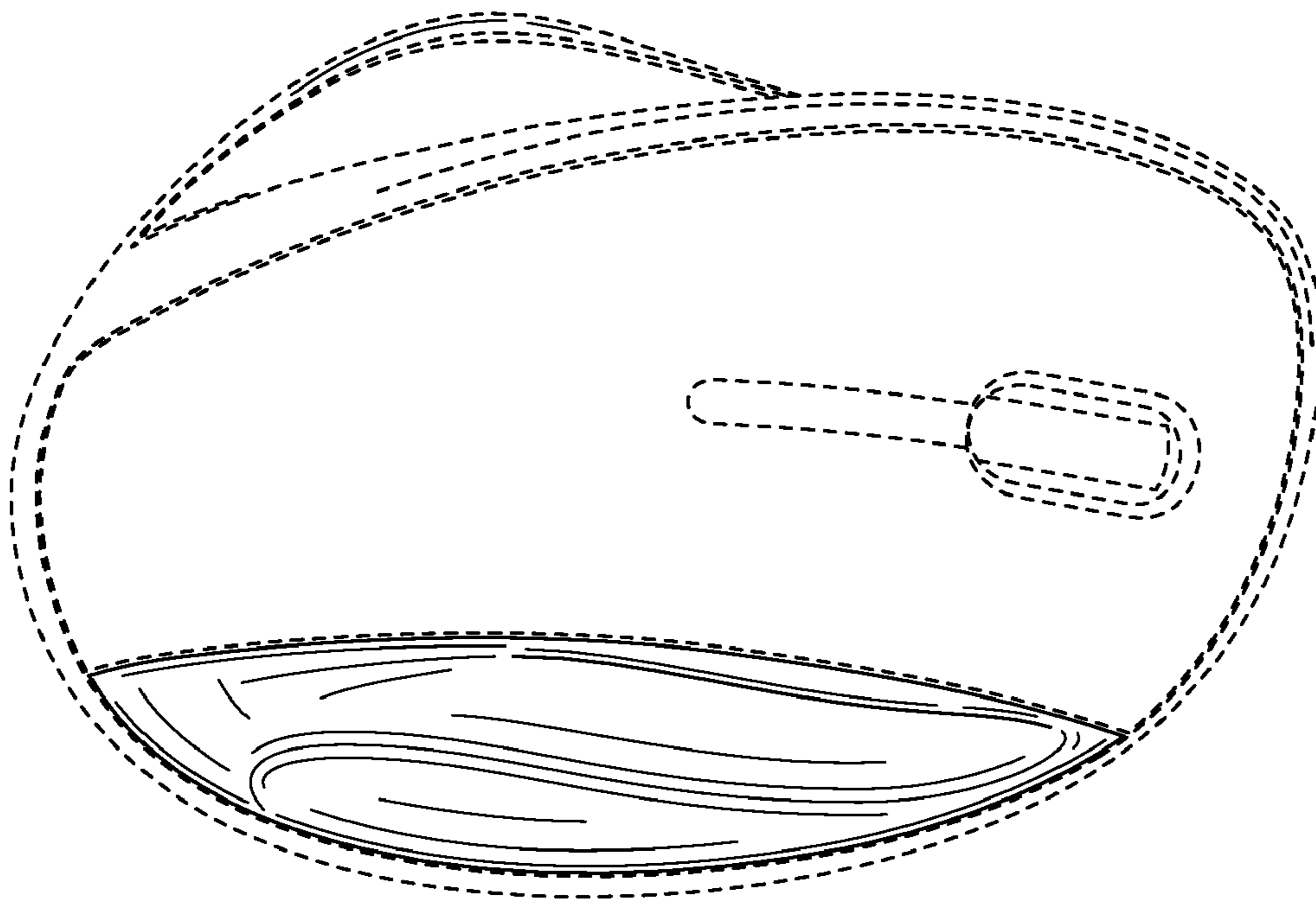


FIG. 2




FIG. 3

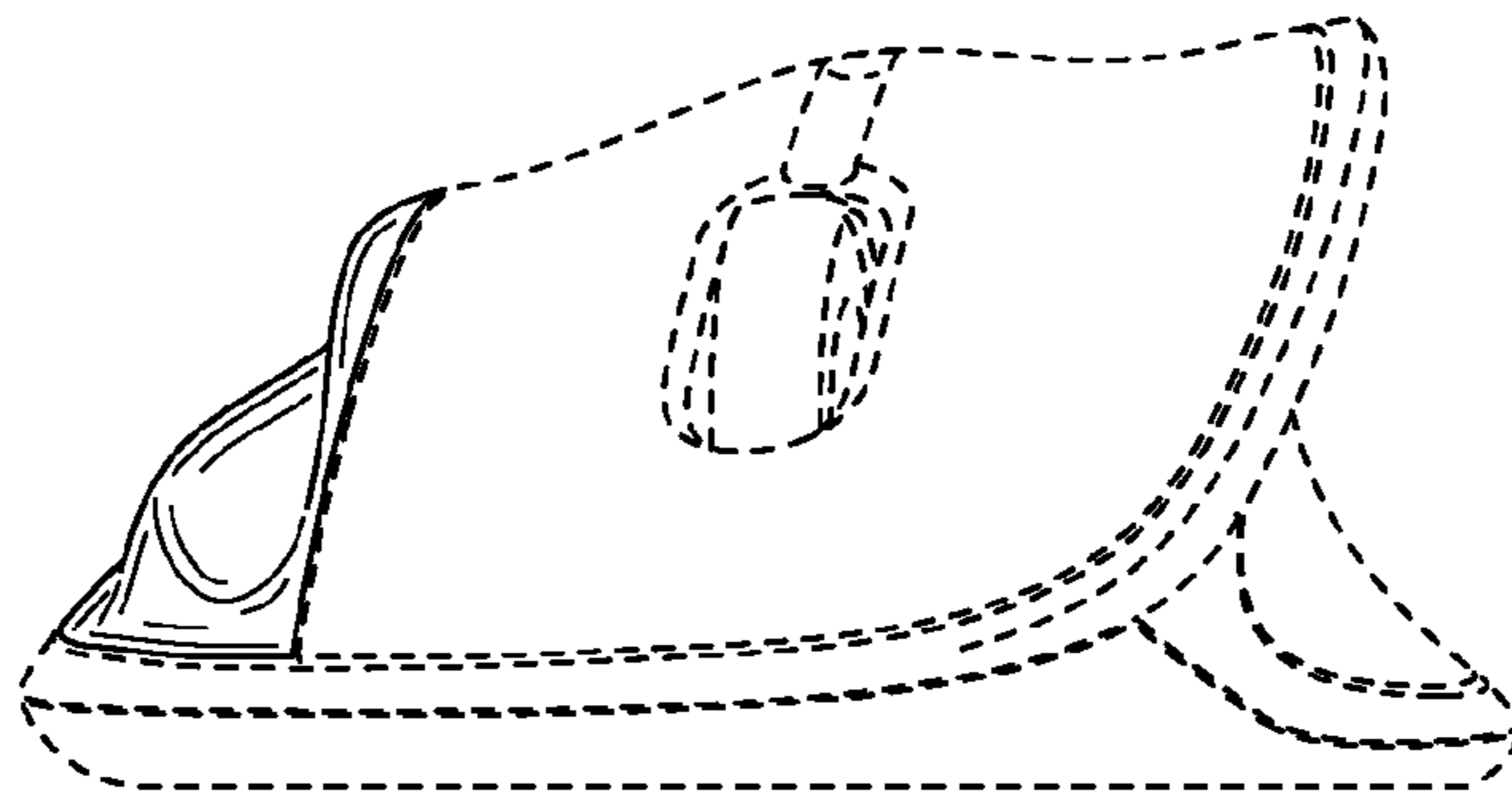


FIG. 4

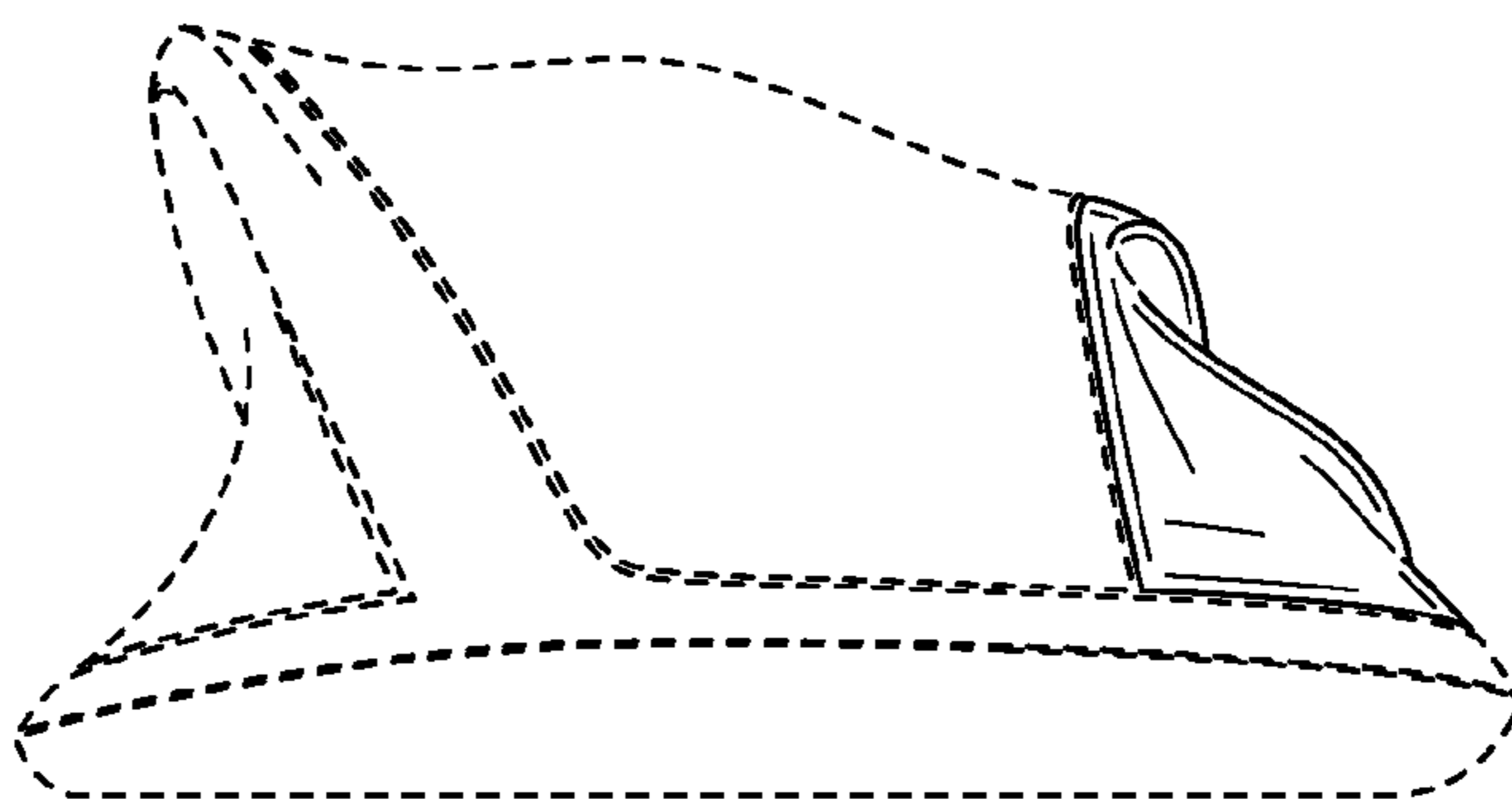


FIG. 5