



US00D560661S

(12) **United States Design Patent**  
**Chatterjee et al.**

(10) **Patent No.:** **US D560,661 S**

(45) **Date of Patent:** **\*\* Jan. 29, 2008**

(54) **PORTION OF AN ELECTRONIC MOUSE**

D505,679 S \* 5/2005 Klarke et al. .... D14/409  
D514,572 S \* 2/2006 Chang ..... D14/409  
D533,554 S \* 12/2006 Sheehan et al. .... D14/409

(75) Inventors: **Monique Chatterjee**, Seattle, WA (US);  
**Robert M. Freed**, Kenmore, WA (US)

\* cited by examiner

(73) Assignee: **Microsoft Corporation**, Redmond, WA  
(US)

*Primary Examiner*—Pamela J. Burgess

(74) *Attorney, Agent, or Firm*—Banner & Witcoff, Ltd.

(\*\*) Term: **14 Years**

(57) **CLAIM**

(21) Appl. No.: **29/280,665**

The ornamental design for a portion of an electronic mouse,  
as shown and described.

(22) Filed: **Jun. 4, 2007**

(51) **LOC (8) Cl.** ..... **14-02**

(52) **U.S. Cl.** ..... **D14/409**

(58) **Field of Classification Search** ..... D14/402–410,  
D14/417; 235/472.01; 345/156–167; 365/49;  
463/36–38; 200/5 A, 5 R, 6 A, 6 R; 273/148 B  
See application file for complete search history.

**DESCRIPTION**

FIG. 1 is a front perspective view of a portion of an  
electronic mouse showing our new design;

FIG. 2 is a rear perspective view thereof;

FIG. 3 is a top view thereof;

FIG. 4 is a front view thereof;

FIG. 5 is a rear view thereof;

FIG. 6 is a right side view thereof; and,

FIG. 7 is a left side view thereof.


The broken line showing of various regions in the Figures  
and the unshaded areas therein is for illustrative purposes  
only and forms no part of the claimed design.

(56) **References Cited**

U.S. PATENT DOCUMENTS

D423,488 S \* 4/2000 O’Keeffe et al. .... D14/409  
D450,698 S \* 11/2001 Fisher et al. .... D14/402  
D459,353 S \* 6/2002 Lee et al. .... D14/408  
6,509,891 B1 \* 1/2003 Sheehan et al. .... 345/167  
D473,890 S \* 4/2003 Waters ..... D16/409  
6,580,419 B1 \* 6/2003 O’Keeffe et al. .... 345/163  
D505,677 S \* 5/2005 Sheehan et al. .... D14/408

**1 Claim, 4 Drawing Sheets**






FIG. 1




FIG. 2

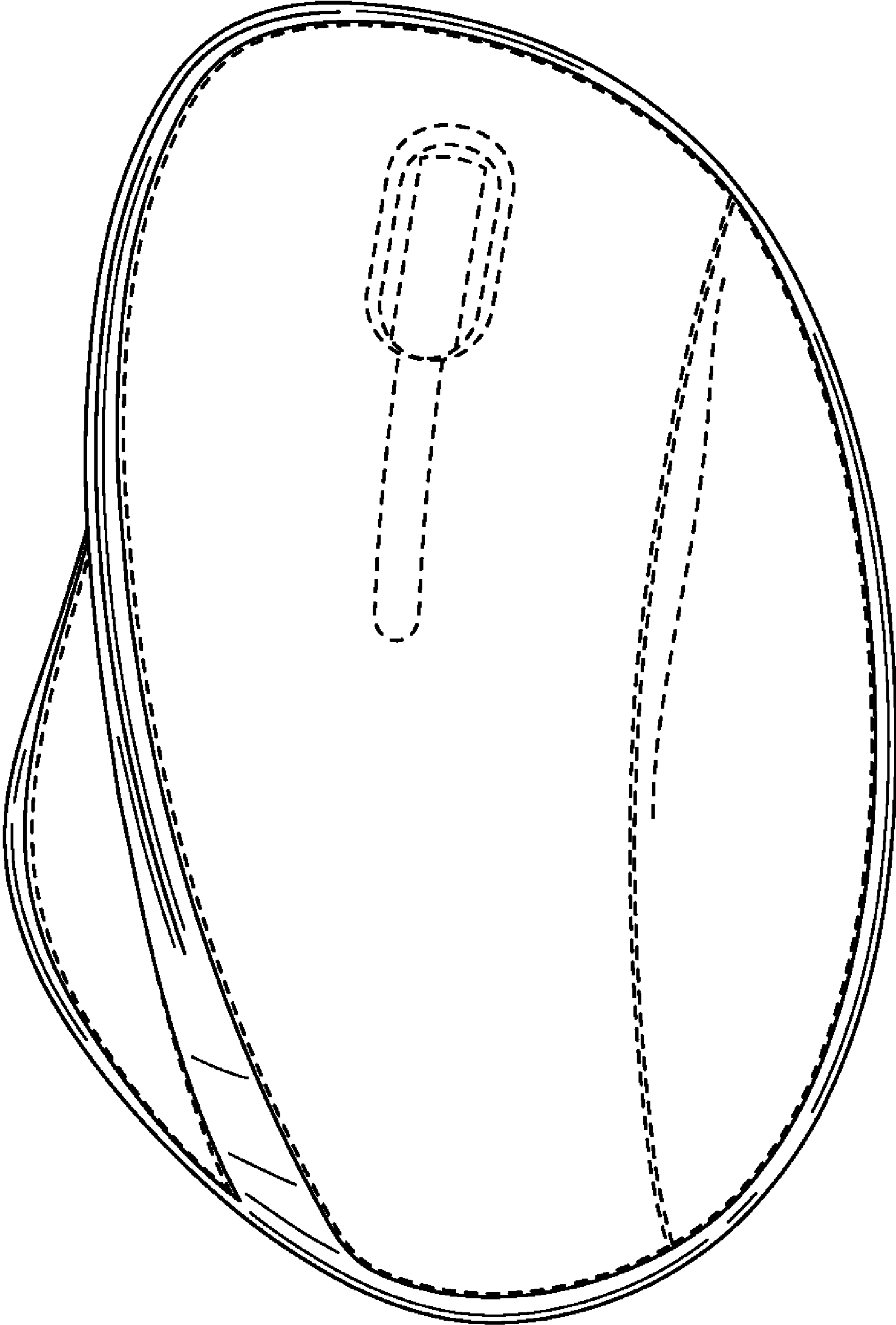


FIG. 3

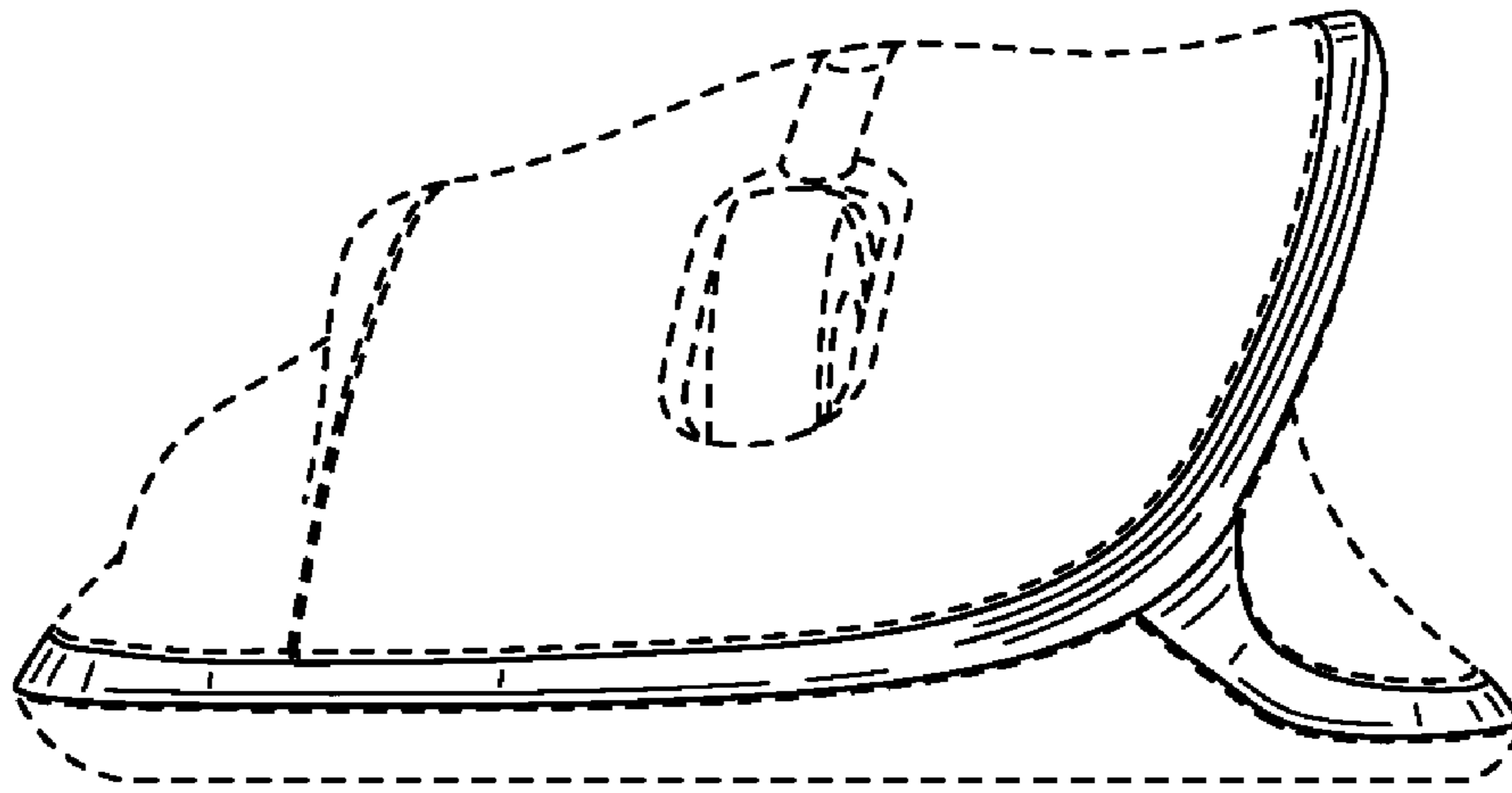


FIG. 4

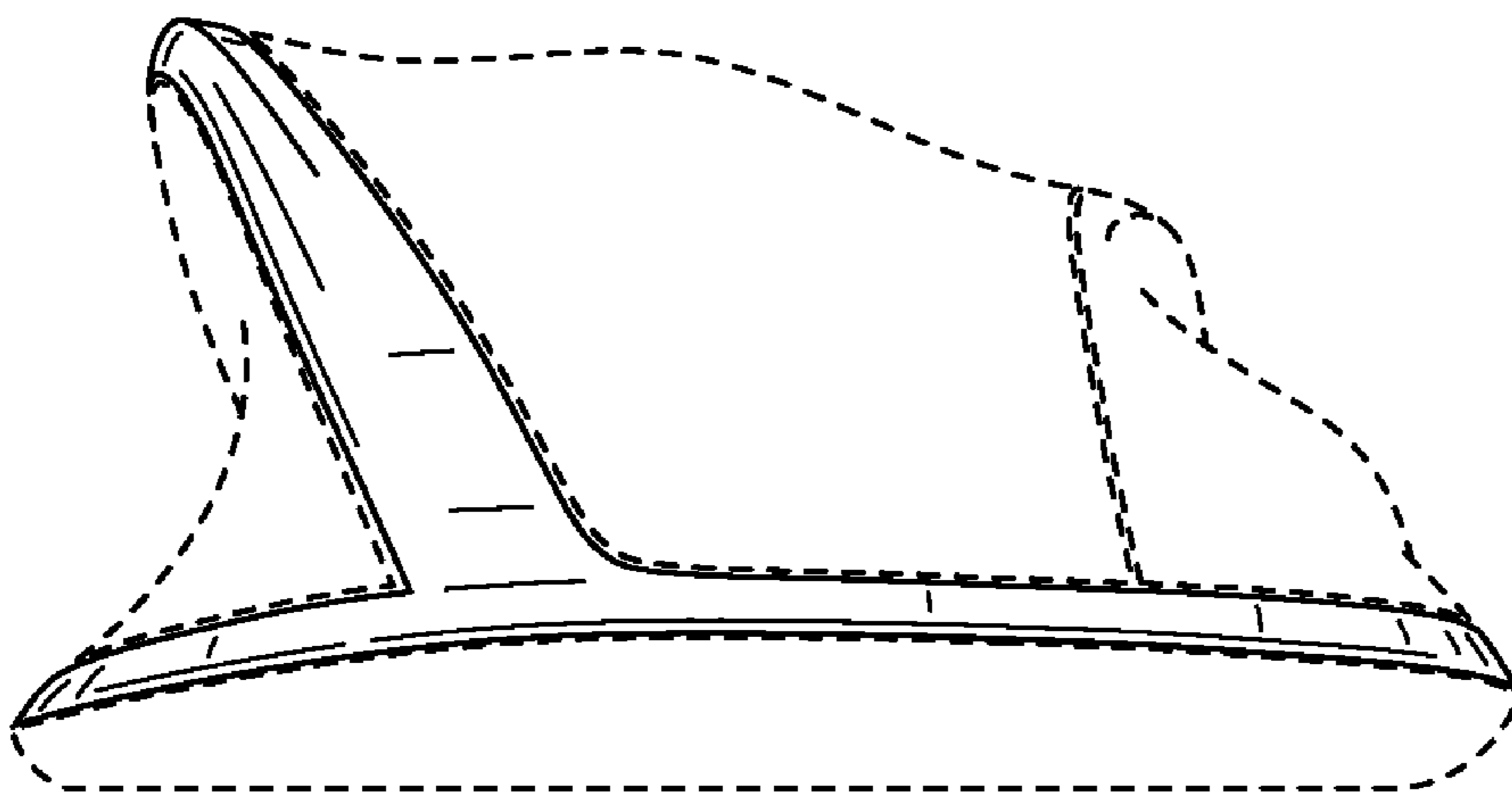


FIG. 5

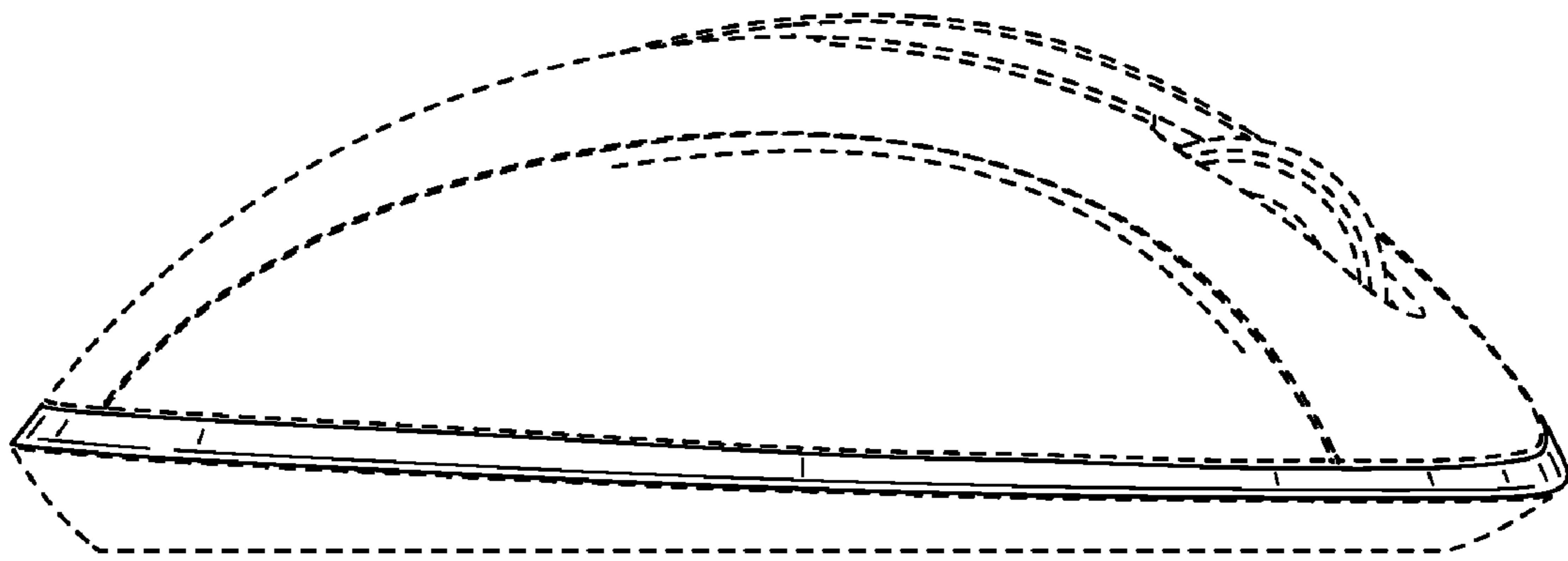


FIG. 6

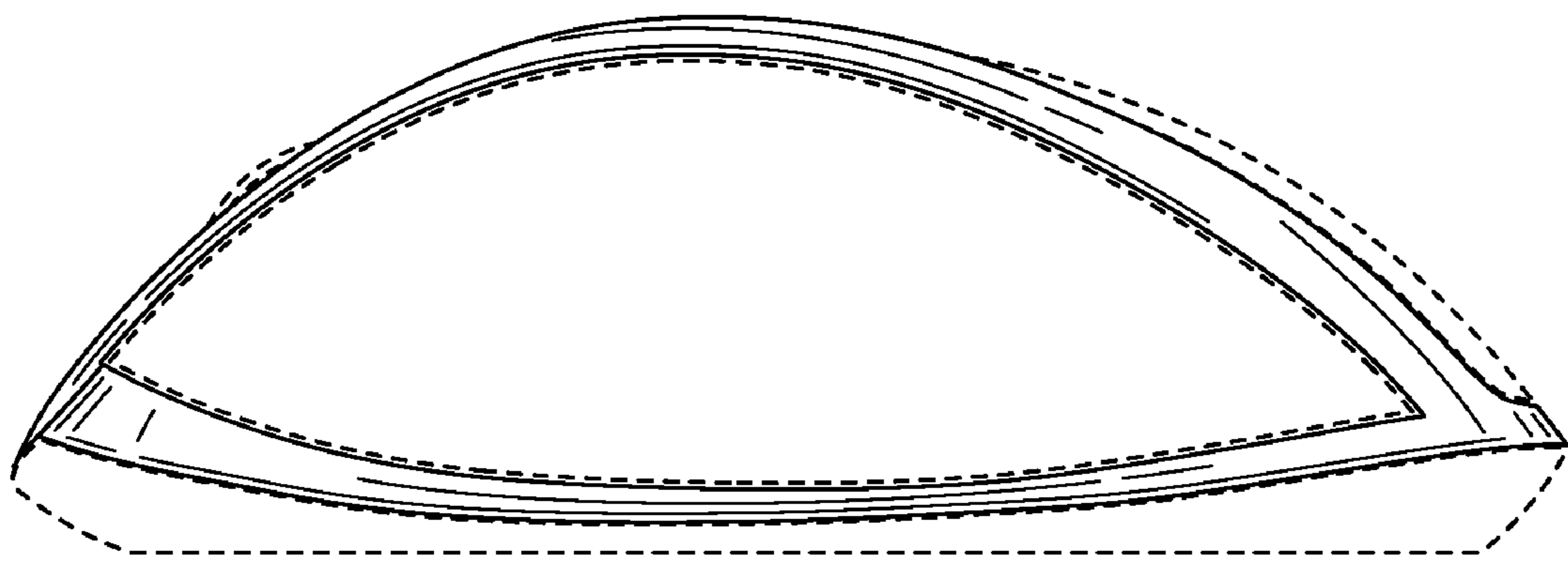


FIG. 7