



US00D560660S

(12) **United States Design Patent**
Brassard

(10) **Patent No.:** **US D560,660 S**

(45) **Date of Patent:** **** Jan. 29, 2008**

(54) **BASE**

(76) **Inventor:** **Paul Brassard**, 20 La Porte, Arcadia,
CA (US) 91006

(**) **Term:** **14 Years**

(21) **Appl. No.:** **29/238,709**

(22) **Filed:** **Sep. 19, 2005**

(51) **LOC (8) Cl.** **14-03**

(52) **U.S. Cl.** **D14/253; D23/269**

(58) **Field of Classification Search** D14/253,
D14/137; D8/349, 374, 399, 354, 382; D23/269;
379/446, 457, 455; 277/910; 285/231, 232,
285/95

See application file for complete search history.

(56) **References Cited**

U.S. PATENT DOCUMENTS

D261,510 S * 10/1981 Havens D14/253
D262,210 S * 12/1981 Janda D14/253
D262,213 S * 12/1981 Janda D14/253
5,263,676 A * 11/1993 Medlin et al. 248/906

D359,052 S * 6/1995 Nagele et al. D14/253
D367,418 S * 2/1996 Lathrop D8/349
D391,628 S * 3/1998 Carwile D23/269
6,397,046 B1 * 5/2002 Kfoury 379/446

* cited by examiner

Primary Examiner—Terry A Wallace

(74) *Attorney, Agent, or Firm*—James E. Brunton, Esq.

(57) **CLAIM**

The ornamental design for a base, as shown and described.

DESCRIPTION

FIG. 1 is a perspective view of a base showing my new design;

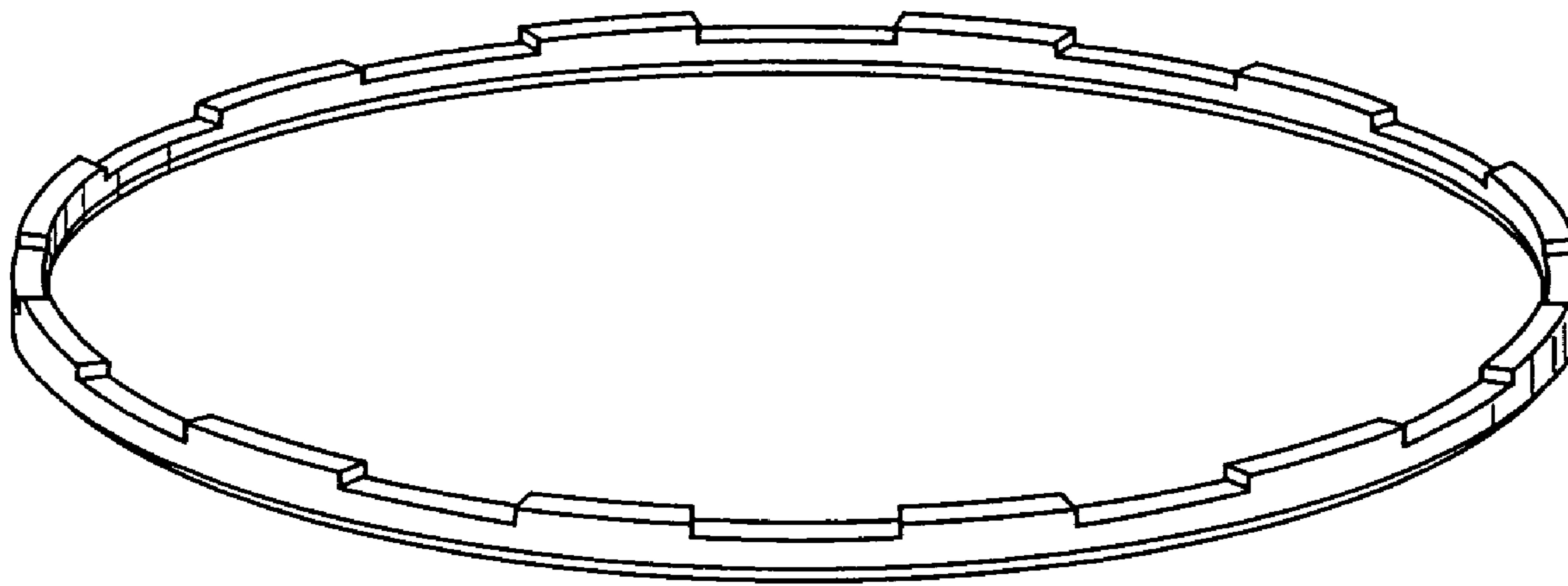
FIG. 2 is a front view thereof;

FIG. 3 is a side view thereof; the opposite side being identical thereto;

FIG. 4 is a top plan view thereof; and,

FIG. 5 is a bottom plan view thereof.

1 Claim, 2 Drawing Sheets



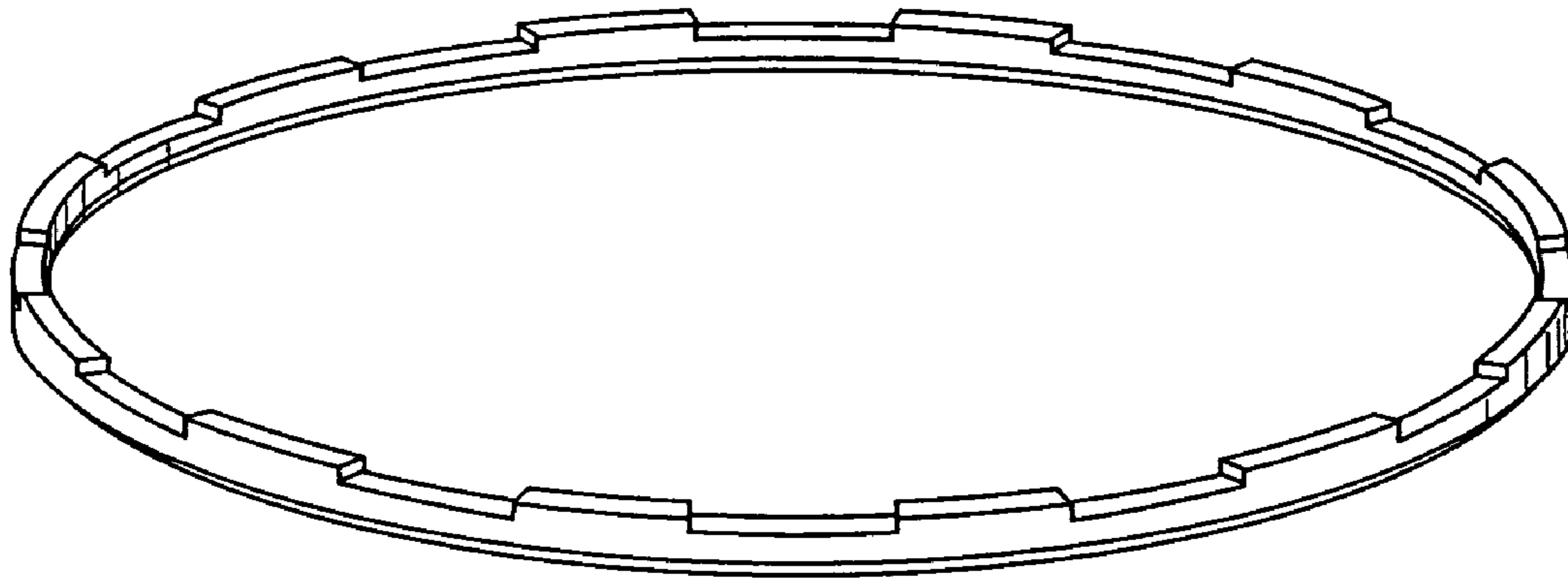


Fig. 1



Fig. 2



Fig. 3

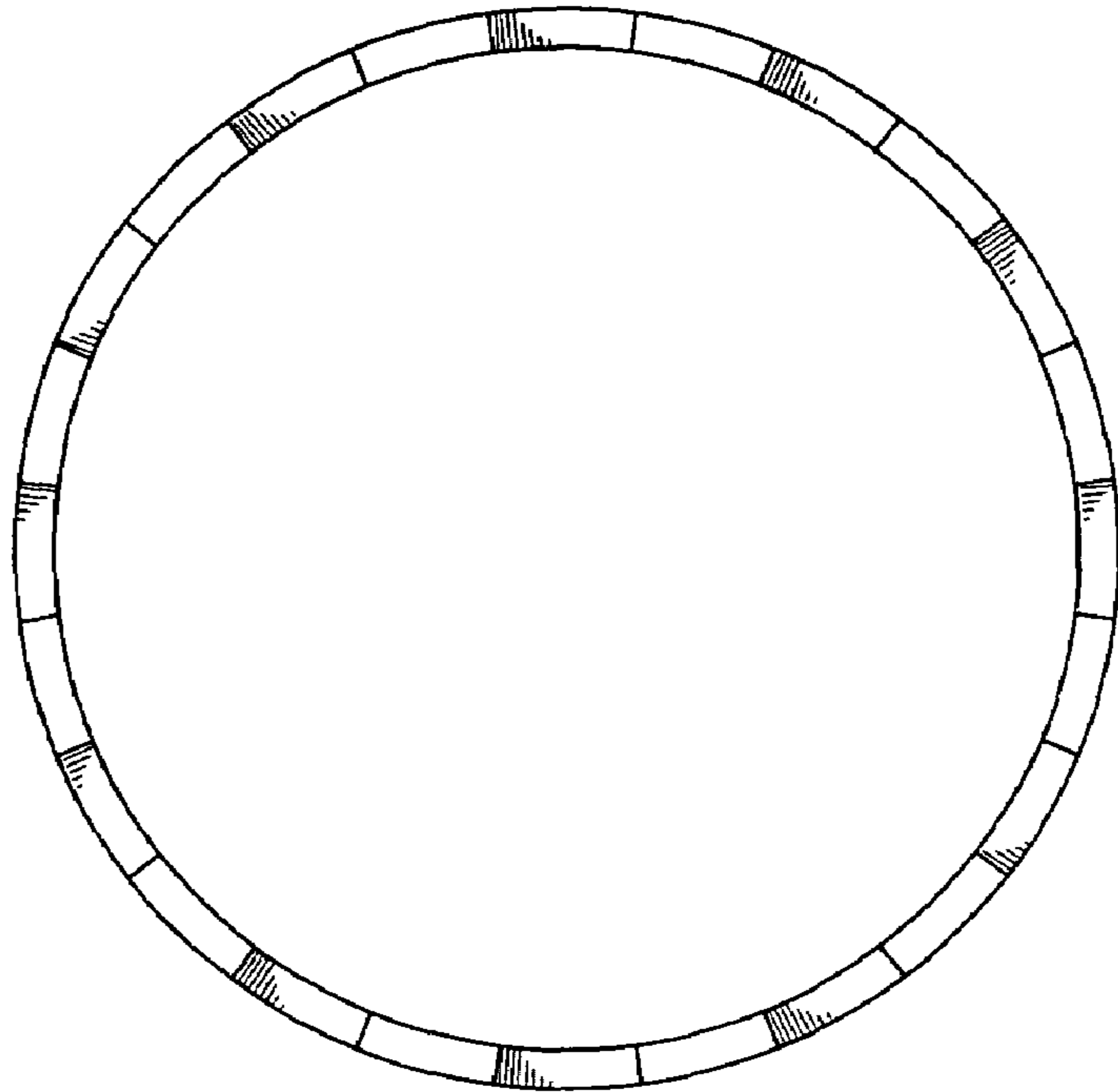


Fig. 4

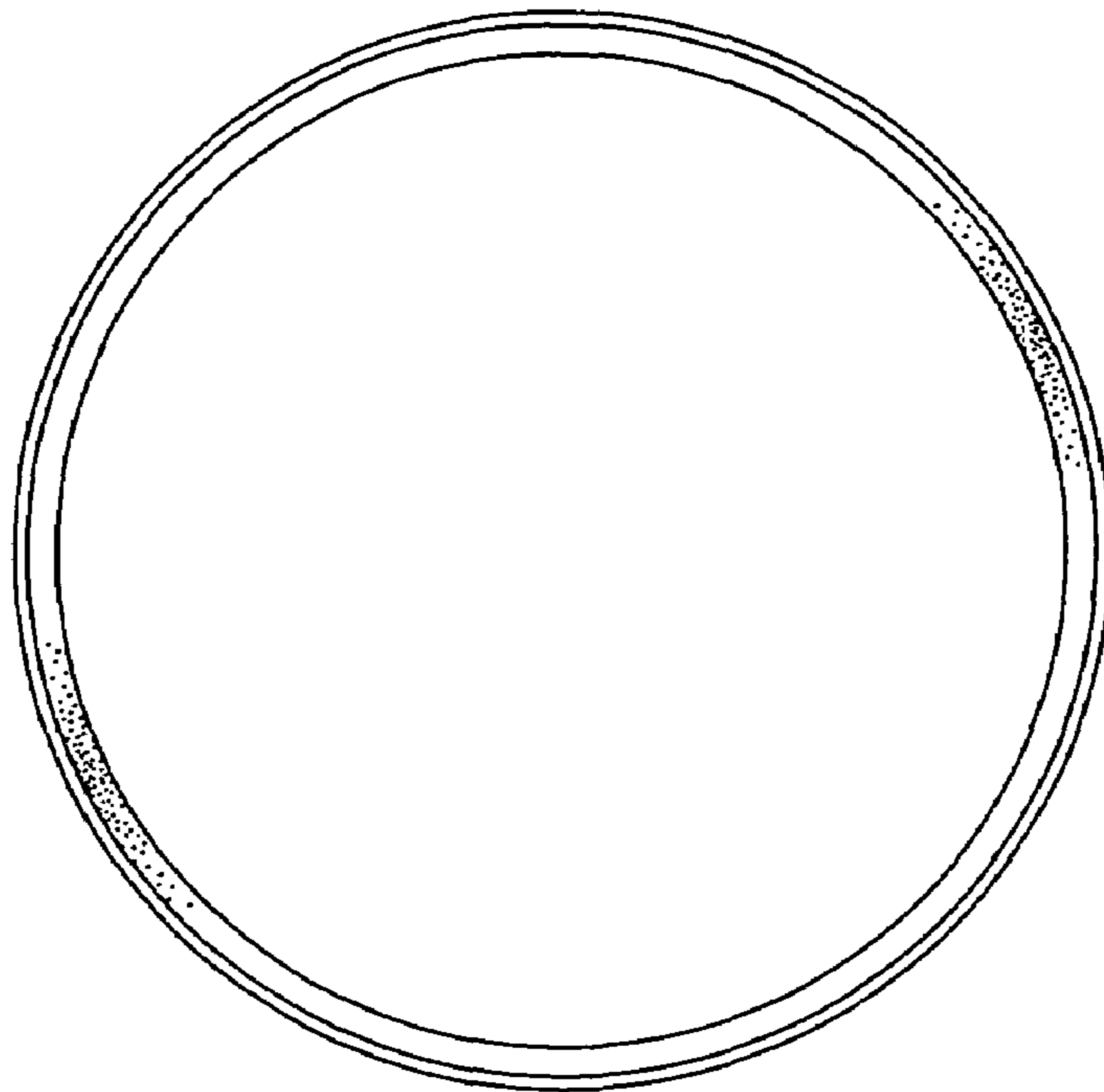


Fig. 5