

US00D560659S

(12) **United States Design Patent** (10) **Patent No.:** **US D560,659 S**
Ruohonen et al. (45) **Date of Patent:** **** Jan. 29, 2008**

(54) **KEY BUTTON AREA FOR A HANDSET**

D544,851 S * 6/2007 Burns D14/138
D545,800 S * 7/2007 Ou et al. D14/138
D546,316 S * 7/2007 Wu et al. D14/138
2005/0277388 A1* 12/2005 Kim et al. 455/90.3

(75) Inventors: **Matti Juhani Ruohonen**, Turku (FI);
Anthony Dalby, London (GB)

(73) Assignee: **Nokia Corporation**, Espoo (FI)

FOREIGN PATENT DOCUMENTS

(**) Term: **14 Years**

WO DM/068186 * 8/2006

(21) Appl. No.: **29/238,810**

OTHER PUBLICATIONS

(22) Filed: **Sep. 22, 2005**

“LG L341i”, 2 pages, announced 2Q 2005, <URL: http://www.gsmarena.com/g_l341i-1194.php>, retrieved from internet on Jul. 14, 2007.*

(30) **Foreign Application Priority Data**

“Nokia N70”, 2 pages, announced 2Q 2005, <URL:http://www.gsmarena.com/nokia_n70-1153.php>, retrieved from internet on Jul. 14, 2007.*

Mar. 23, 2005 (FI) M20050051

“O2 XDA Phone”, 2 pages, announced Sep. 2005, <URL:http://www.gsmarena.com/o2_xda_phone-1276.php>, retrieved from internet on Jul. 14, 2007.*

(51) **LOC (8) Cl.** **14-03**

(52) **U.S. Cl.** **D14/247**

(58) **Field of Classification Search** D14/137–138,
D14/147–148, 156, 218, 247–248, 341–347,
D14/496, 390, 399; D16/208; D21/329,
D21/331, 333, 517; 348/14.01–14.02; 361/814;
379/433.01–433.13; 455/556.1–556.2, 575.1,
455/575.3, 575.4, 566, 90.3; D13/164, 168;
439/165

* cited by examiner

Primary Examiner—Ian Simmons

Assistant Examiner—Carla Jobe Wright

(74) *Attorney, Agent, or Firm*—Banner & Witcoff, Ltd

See application file for complete search history.

(57) **CLAIM**

The ornamental design for a key button area for a handset, as shown and described.

(56) **References Cited**

U.S. PATENT DOCUMENTS

D525,228 S * 7/2006 Kim et al. D14/138
D525,229 S * 7/2006 Friesen et al. D14/138
D526,636 S * 8/2006 Kim et al. D14/138
D529,023 S * 9/2006 Burns et al. D14/247
D534,530 S * 1/2007 Pitt et al. D14/247
D540,773 S * 4/2007 Meng et al. D14/138
D541,246 S * 4/2007 Kim et al. D14/138
D543,199 S * 5/2007 Majanen et al. D14/247
D544,474 S * 6/2007 Kim et al. D14/247

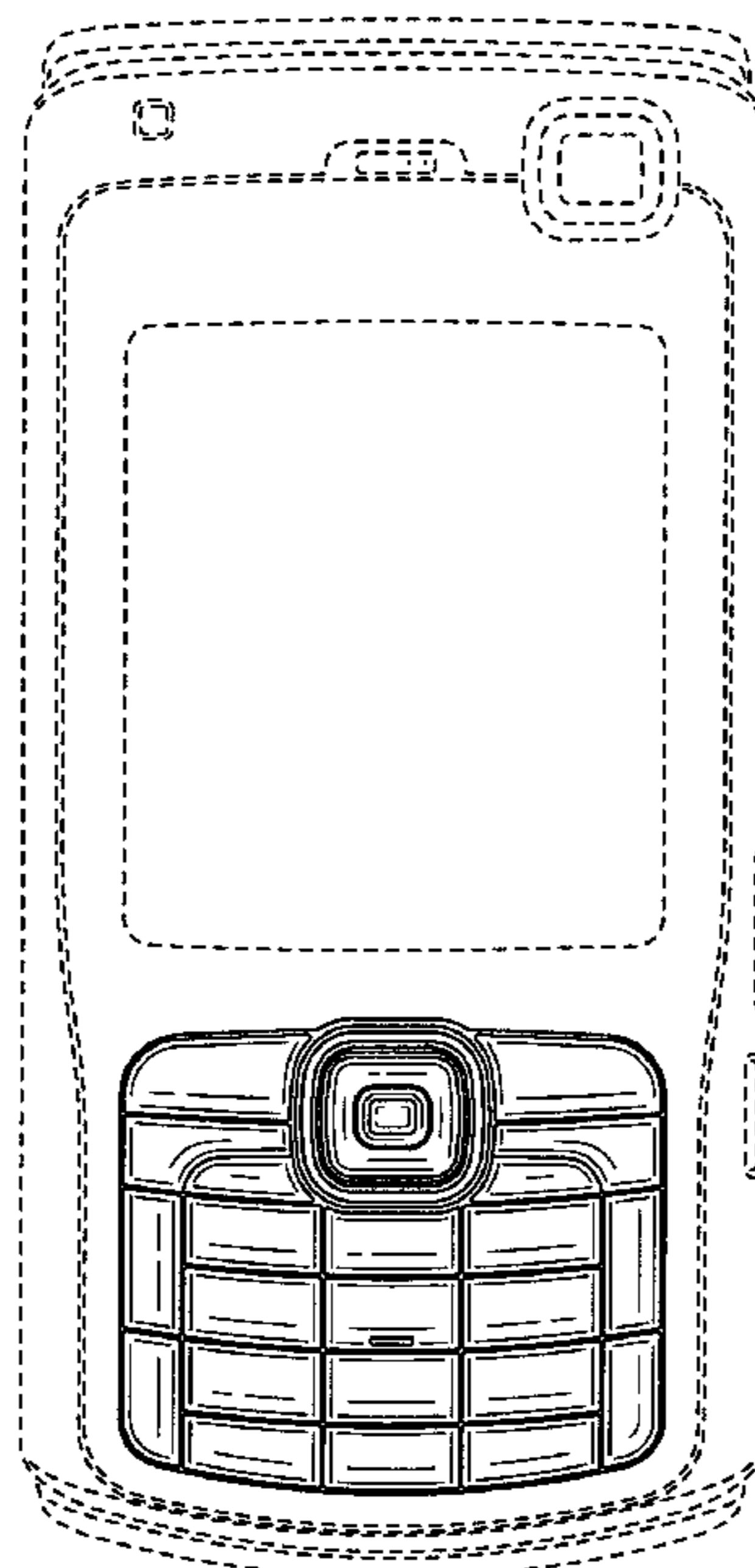
DESCRIPTION

FIG. 1 is a front view of a key button area for a handset showing our new design; and,

FIG. 2 is a perspective front view thereof.

The broken line showing of the remainder of the handset is for illustrative purposes only and forms no part of the claimed design.

1 Claim, 2 Drawing Sheets



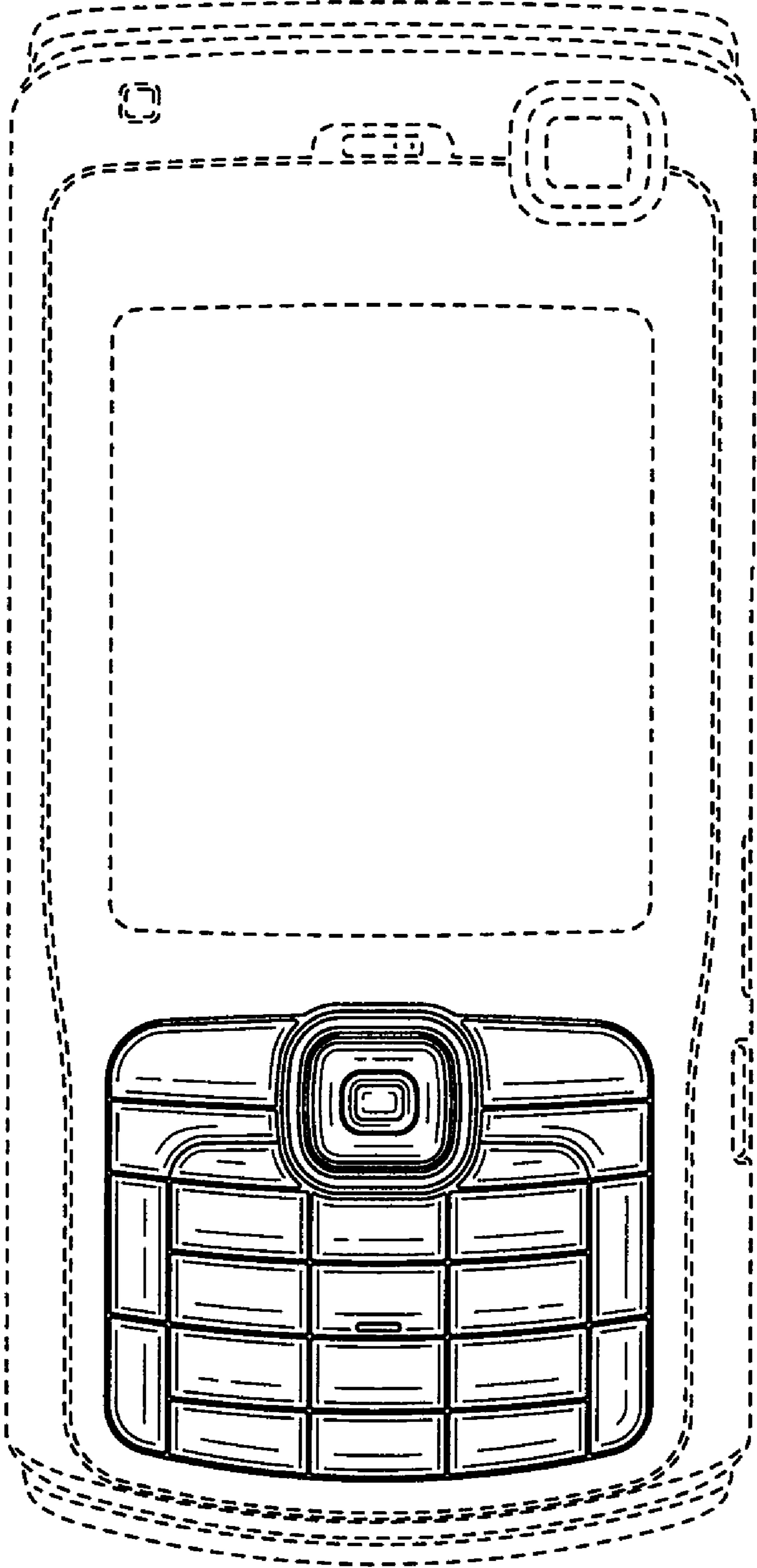


FIG. 1

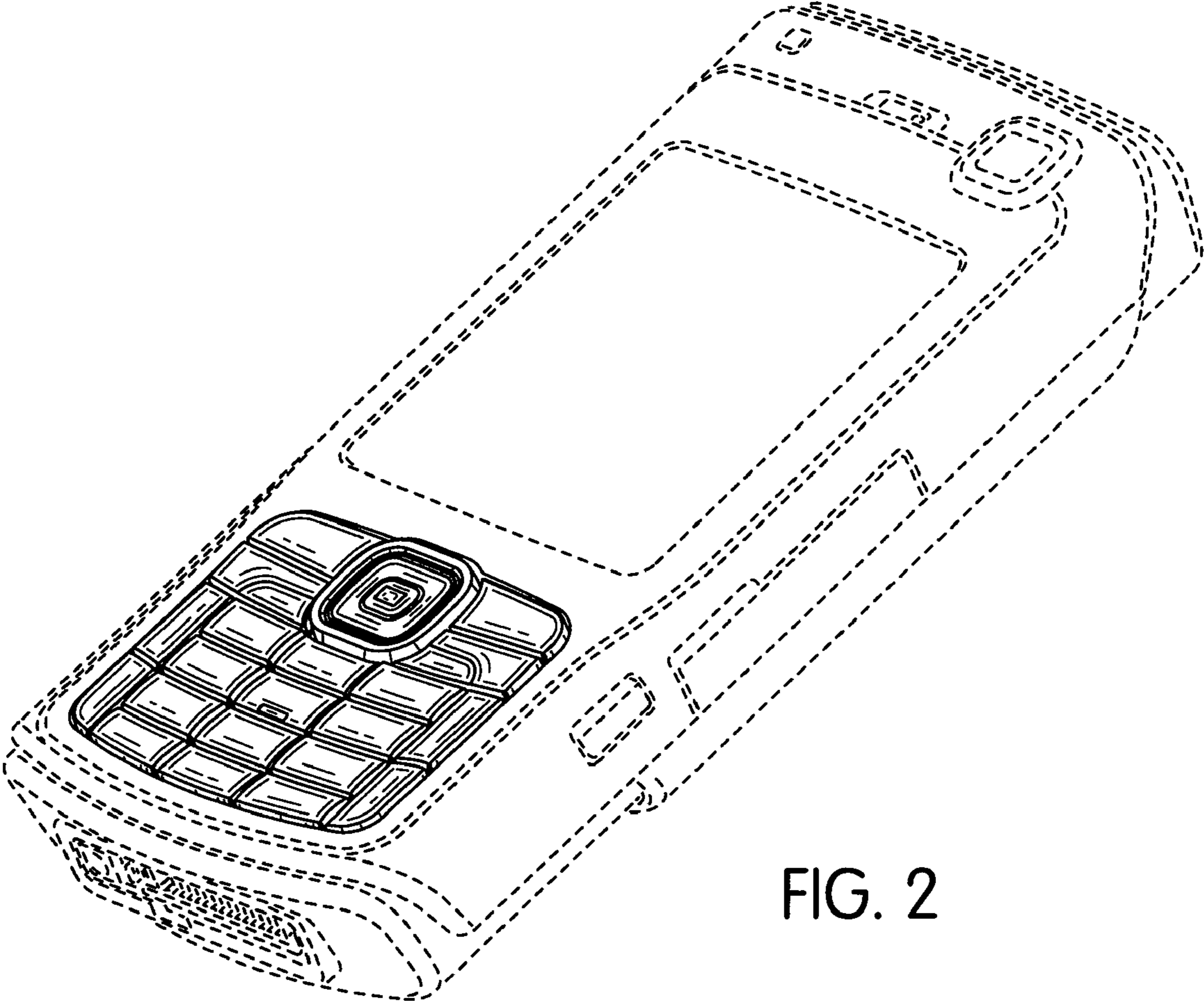


FIG. 2