

US00D560648S

(12) **United States Design Patent**
Lee et al.

(10) **Patent No.:** **US D560,648 S**
(45) **Date of Patent:** **** Jan. 29, 2008**

(54) **PORTABLE PHONE**

(75) Inventors: **Min Hyouk Lee**, Seoul (KR);
Chang-Hwan Hwang, Goyang-Si (KR)

(73) Assignee: **Samsung Electronics Co., Ltd.**,
Suwon-Si (KR)

(**) Term: **14 Years**

(21) Appl. No.: **29/274,710**

(22) Filed: **May 17, 2007**

(30) **Foreign Application Priority Data**

Dec. 20, 2006 (KR) 30-2006-0050766

(51) **LOC (8) Cl.** **14-03**

(52) **U.S. Cl.** **D14/138**

(58) **Field of Classification Search** D14/137-138,
D14/147-148, 156, 218, 247-248, 341-347,
D14/496; D16/208; D21/329, 331, 333,
D21/517; 348/14.01-14.02; 361/814; 379/
433.01-433.13; 455/90.3, 556.1-556.2,
455/566, 575.1, 575.3, 575.4

See application file for complete search history.

(56) **References Cited**

U.S. PATENT DOCUMENTS

D517,518 S *	3/2006	Nakajima et al.	D14/138
D518,457 S *	4/2006	Lyles	D14/138
D522,988 S *	6/2006	Sheu	D14/138
D538,250 S *	3/2007	Choi et al.	D14/138
D538,770 S *	3/2007	Lyles	D14/138
D541,246 S *	4/2007	Kim et al.	D14/138
D541,781 S *	5/2007	Chen	D14/138
D543,186 S *	5/2007	Kim et al.	D14/138
D543,187 S *	5/2007	Lee et al.	D14/138
D543,529 S *	5/2007	Kim et al.	D14/138
D546,315 S *	7/2007	Kim et al.	D14/138

D548,217 S * 8/2007 Choi et al. D14/138
2004/0180703 A1* 9/2004 Kim et al. 455/575.1

FOREIGN PATENT DOCUMENTS

WO DM/066301 * 12/2004

OTHER PUBLICATIONS

Samsung X820, announced May 2006, <URL:http://www.gsmarena.com/samsung_x820-1556.php>, retrieved from internet on Aug. 15, 2007.*

Sagem myW-7, announced Feb. 2006, <URL:http://www.gsmarena.com/sagem_myw_7-1451.php>, retrieved from internet on Aug. 15, 2007.*

LG KG110, announced Sep. 2006, <URL:http://www.gsmarena.com/lg_kg110-1746.php>, retrieved from internet on Aug. 15, 2007.*

* cited by examiner

Primary Examiner—Ian Simmons

Assistant Examiner—Carla Jobe Wright

(74) *Attorney, Agent, or Firm*—Staas & Halsey LLP

(57) **CLAIM**

The ornamental design for a portable phone, as shown and described.

DESCRIPTION

FIG. 1 is a perspective view of a portable phone;

FIG. 2 is a front view of the portable phone of FIG. 1;

FIG. 3 is a rear view of the portable phone of FIG. 1;

FIG. 4 is a left-side view of the portable phone of FIG. 1;

FIG. 5 is a right-side view of the portable phone of FIG. 1;

FIG. 6 is a top plan view of the portable phone of FIG. 1;

and,

FIG. 7 is a bottom plan view of the portable phone of FIG. 1.

1 Claim, 4 Drawing Sheets

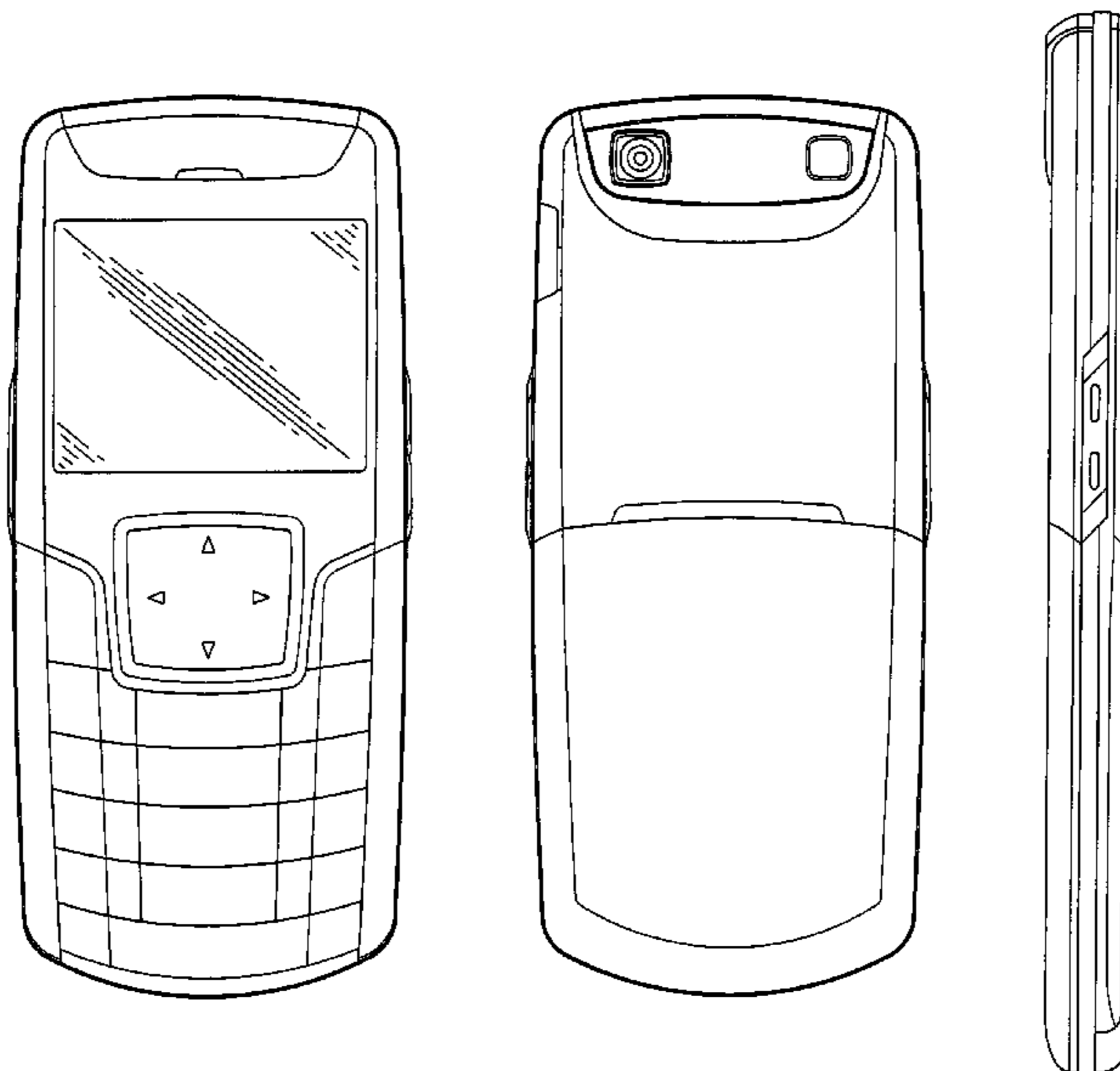


FIG. 1

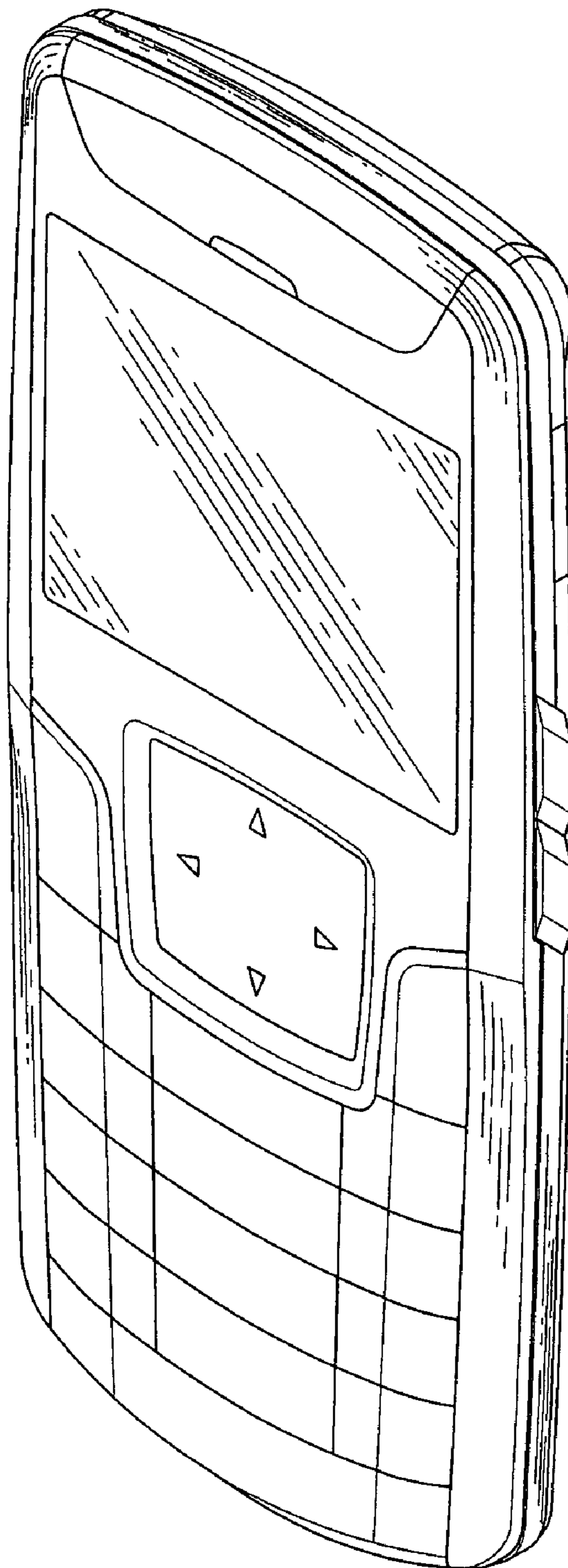


FIG. 2

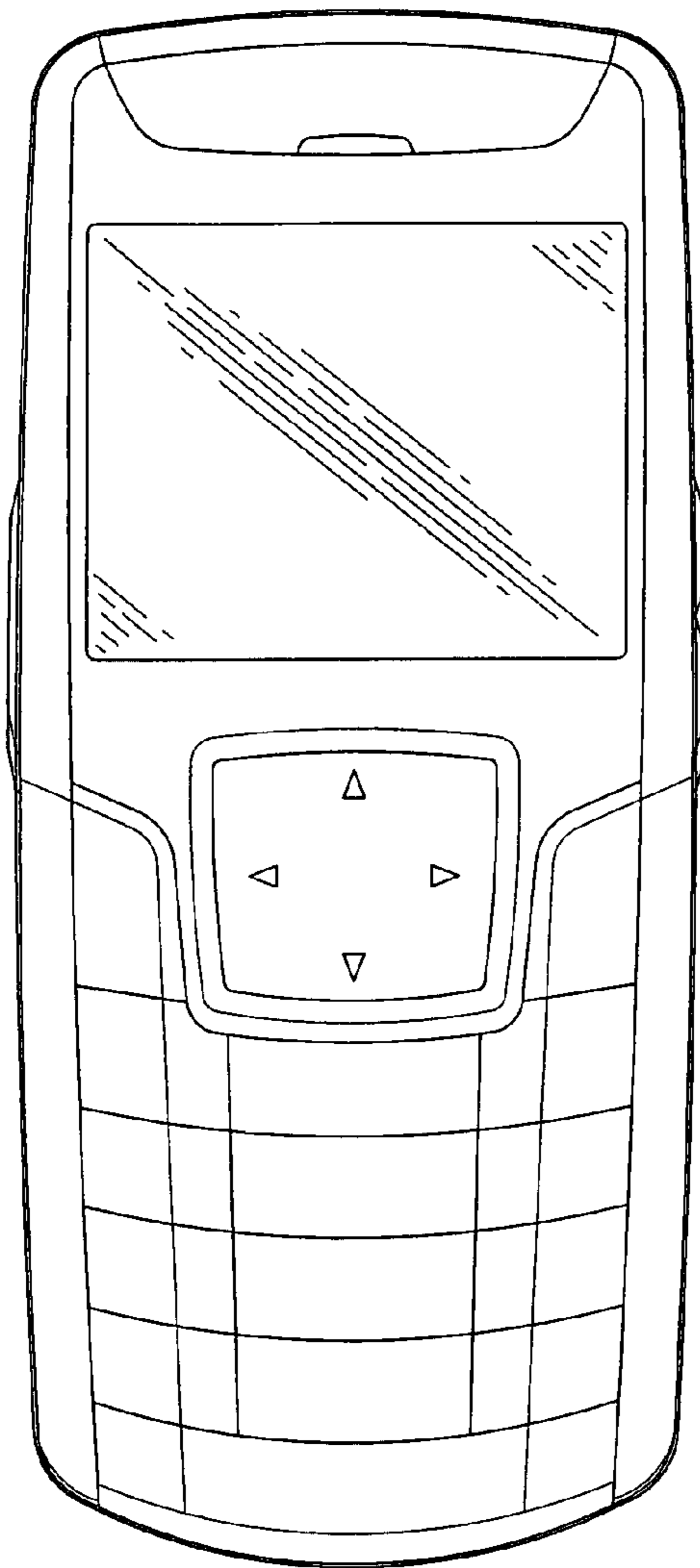


FIG. 3




FIG. 4

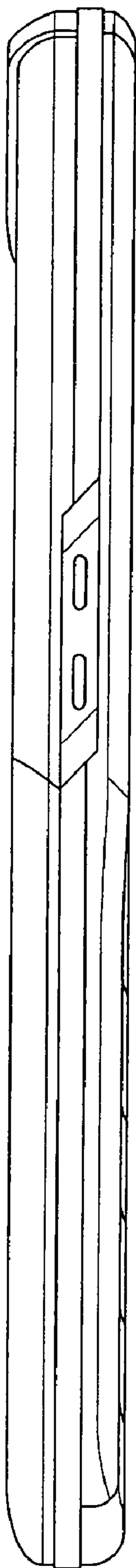


FIG. 5

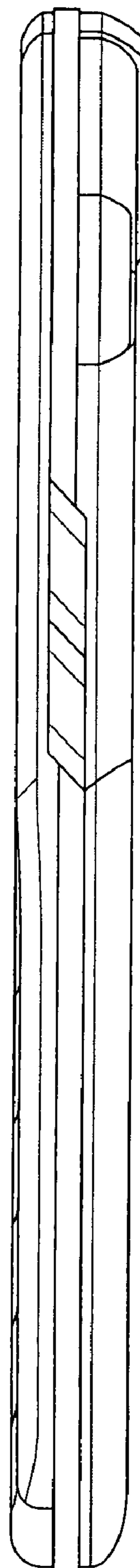


FIG. 6




FIG. 7

