

US00D560645S

(12) **United States Design Patent**
Park

(10) **Patent No.:** **US D560,645 S**

(45) **Date of Patent:** **** Jan. 29, 2008**

(54) **CELLULAR PHONE**

(75) Inventor: **Jun-Sang Park**, Anyang-si (KR)

(73) Assignee: **Samsung Electronics Co., Ltd.**,
Suwon-Si (KR)

(**) Term: **14 Years**

(21) Appl. No.: **29/274,346**

(22) Filed: **Apr. 18, 2007**

(51) **LOC (8) Cl.** **14-03**

(52) **U.S. Cl.** **D14/138**

(58) **Field of Classification Search** D14/137-138,
D14/147-148, 156, 218, 247-248, 341-347,
D14/496; D16/208; D21/329, 331, 333,
D21/517; 348/14.01-14.02; 361/814; 379/
433.01-433.13; 455/90.3, 556.1-556.2,
455/566, 575.1, 575.3, 575.4

See application file for complete search history.

(56) **References Cited**

U.S. PATENT DOCUMENTS

D479,514 S *	9/2003	Chan	D14/138
D496,343 S *	9/2004	Lin et al.	D14/138
D524,274 S *	7/2006	Choi et al.	D14/138
D524,280 S *	7/2006	Julian	D14/147
D530,697 S *	10/2006	Wei et al.	D14/138
D541,786 S *	5/2007	Ookawa	D14/147
D542,765 S *	5/2007	Cho et al.	D14/138
D545,801 S *	7/2007	Joung	D14/138
D546,314 S *	7/2007	Im	D14/138
D546,805 S *	7/2007	Kim et al.	D14/138
D546,807 S *	7/2007	Lee	D14/138
2004/0185923 A1 *	9/2004	Park et al.	455/575.1

2005/0186987 A1* 8/2005 Liu 455/556.1

OTHER PUBLICATIONS

Samsung i300, announced 1Q 2005, <URL:http://www.gsmarena.com/samsung_i300-1104.php>, retrieved from internet on Aug. 15, 2007.*

Motorola W218, announced Mar. 2007, <URL:http://www.gsmarena.com/motorola_w218-1932.php>, retrieved from internet on Aug. 15, 2007.*

Motorola MOTOFOE F3, announced Jun. 2006, <URL:http://www.gsmarena.com/motorola_motofone_f3-1794.php>, retrieved from internet on Aug. 15, 2007.*

Philips Xenium 9@9g, announced Jan. 2007, <URL:http://www.gsmarena.com/philips_xenium_9@9g-1835.php>, retrieved from internet on Aug. 15, 2007.*

* cited by examiner

Primary Examiner—Ian Simmons

Assistant Examiner—Carla Jobe Wright

(74) *Attorney, Agent, or Firm*—Staas & Halsey LLP

(57) **CLAIM**

The ornamental design for a cellular phone, as shown and described.

DESCRIPTION

FIG. 1 is a perspective view of a cellular phone according to my new design;

FIG. 2 is a front elevational view thereof;

FIG. 3 is a rear elevational view thereof;

FIG. 4 is a left side elevational view thereof;

FIG. 5 is a right side elevational view thereof;

FIG. 6 is a top plan view thereof; and,

FIG. 7 is a bottom plan view thereof.

1 Claim, 7 Drawing Sheets

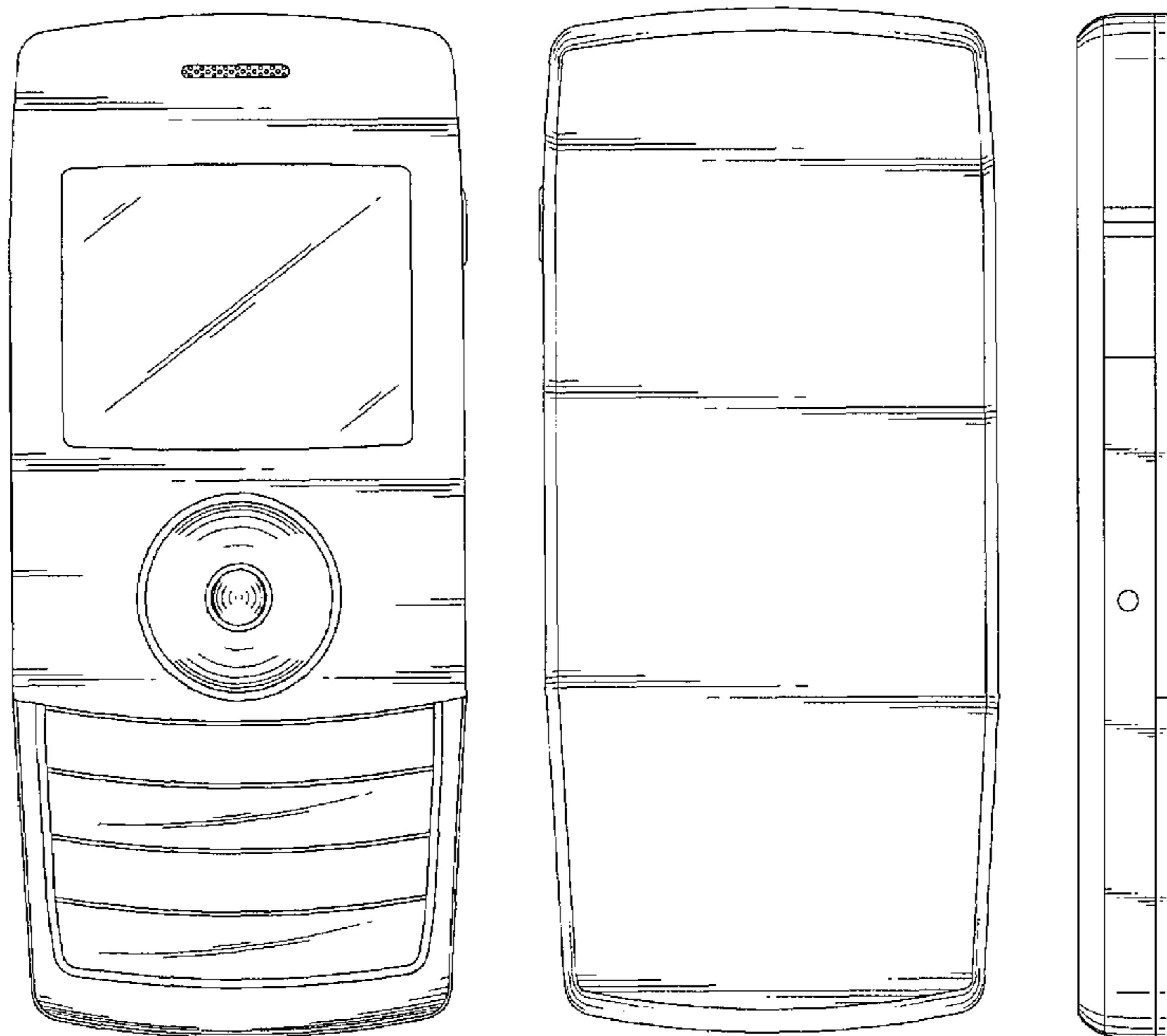


FIG. 1




FIG.2




FIG.3




FIG. 4



FIG. 5



FIG.6




FIG. 7

