

US00D560641S

(12) **United States Design Patent**
Jung et al.

(10) **Patent No.:** **US D560,641 S**
(45) **Date of Patent:** **** Jan. 29, 2008**

(54) **MOBILE PHONE**

(75) Inventors: **Yun-Bin Jung**, Seoul (KR); **Beom-Ku Han**, Seoul (KR); **Chang-Soo Lee**, Incheon (KR)

(73) Assignee: **Samsung Electronics Co., Ltd.**, Suwon-Si (KR)

(**) Term: **14 Years**

(21) Appl. No.: **29/272,970**

(22) Filed: **Feb. 23, 2007**

(30) **Foreign Application Priority Data**

Nov. 23, 2006 (KR) 30-2006-0046632

(51) **LOC (8) Cl.** **14-03**

(52) **U.S. Cl.** **D14/138**

(58) **Field of Classification Search** D14/137-138, D14/147-148, 156, 218, 247-248, 341-347, D14/496; D16/208; D21/329, 331, 333, D21/517; 348/14.01-14.02; 361/814; 379/433.01-433.13; 455/90.3, 556.1-556.2, 455/566, 575.1, 575.3, 575.4

See application file for complete search history.

(56) **References Cited**

U.S. PATENT DOCUMENTS

- D319,233 S * 8/1991 Konno et al. D14/147
- D356,084 S * 3/1995 Nagele et al. D14/138
- D356,563 S * 3/1995 Berry D14/138
- D370,672 S * 6/1996 Hughes D14/138
- D376,142 S * 12/1996 Matsumoto D14/138
- D386,492 S * 11/1997 Yamaguchi D14/138
- D406,132 S * 2/1999 Skrypalle D14/138

- D406,133 S * 2/1999 Hackbarth D14/138
- D408,399 S * 4/1999 Nagano et al. D14/138
- 6,640,113 B1 * 10/2003 Shim et al. 455/566
- D539,254 S * 3/2007 Park et al. D14/138
- D539,776 S * 4/2007 Wada D14/138
- 2004/0204060 A1 * 10/2004 Makinouchi et al. 455/556.1

OTHER PUBLICATIONS

Samsung P300, announced 4Q 2005, <URL:http://www.gsmarena.com/samsung_p300-1351.php>, retrieved from internet on Aug. 16, 2007.*

Sony Ericsson M608, announced May 2006, <URL:http://www.gsmarena.com/sony_ericsson_m608-1565.php>, retrieved from internet on Aug. 16, 2007.*

* cited by examiner

Primary Examiner—Ian Simmons

Assistant Examiner—Carla Jobe Wright

(74) *Attorney, Agent, or Firm*—Staas & Halsey LLP

(57) **CLAIM**

The ornamental design for a mobile phone, as shown and described.

DESCRIPTION

FIG. 1 is a perspective view of a mobile phone;
FIG. 2 is a front view of the mobile phone of FIG. 1;
FIG. 3 is a rear view of the mobile phone of FIG. 1;
FIG. 4 is a left-side view of the mobile phone of FIG. 1;
FIG. 5 is a right-side view of the mobile phone of FIG. 1;
FIG. 6 is a top plan view of the mobile phone of FIG. 1; and,
FIG. 7 is a bottom plan view of the mobile phone of FIG. 1.

1 Claim, 5 Drawing Sheets

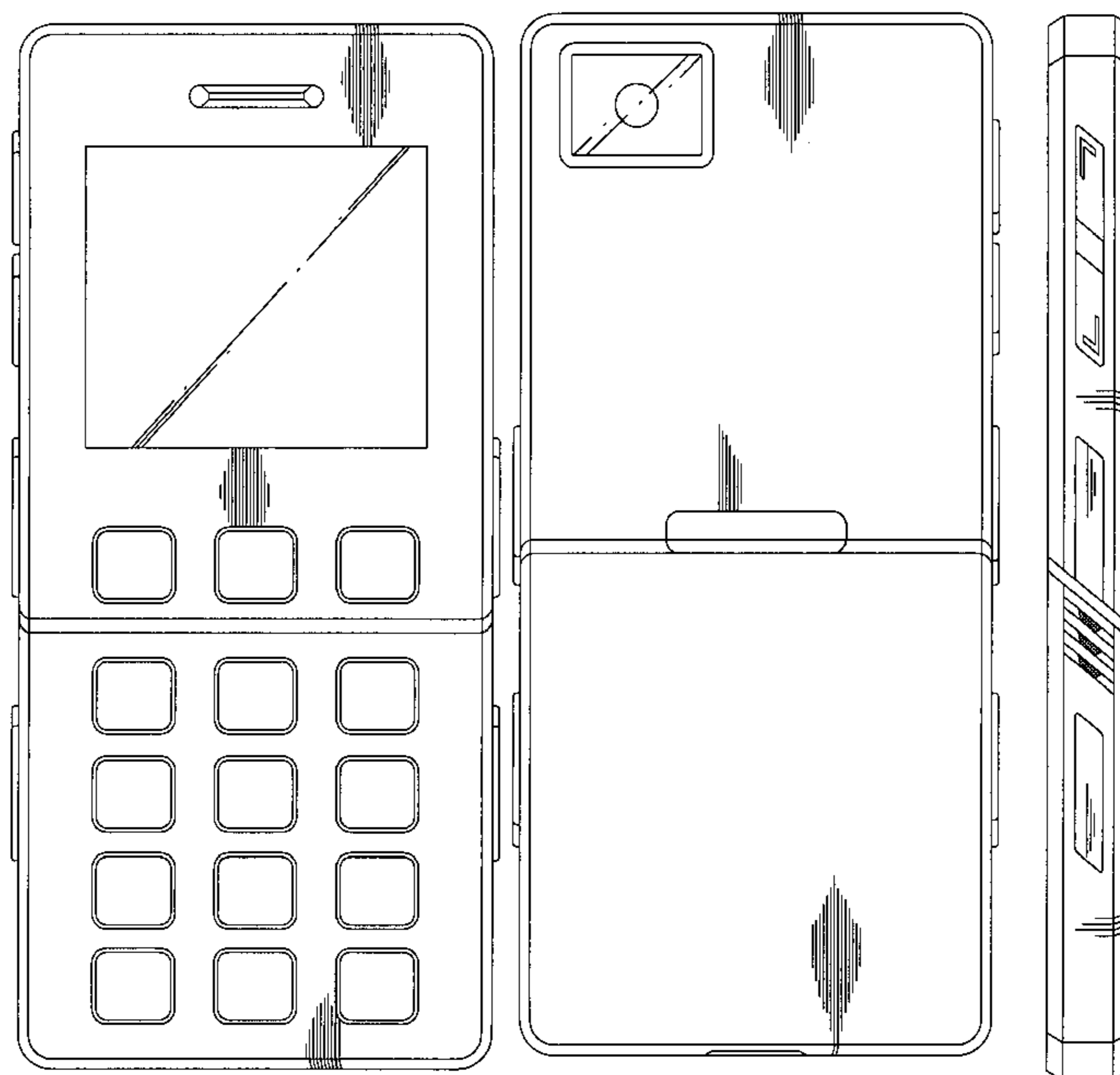


FIG. 1

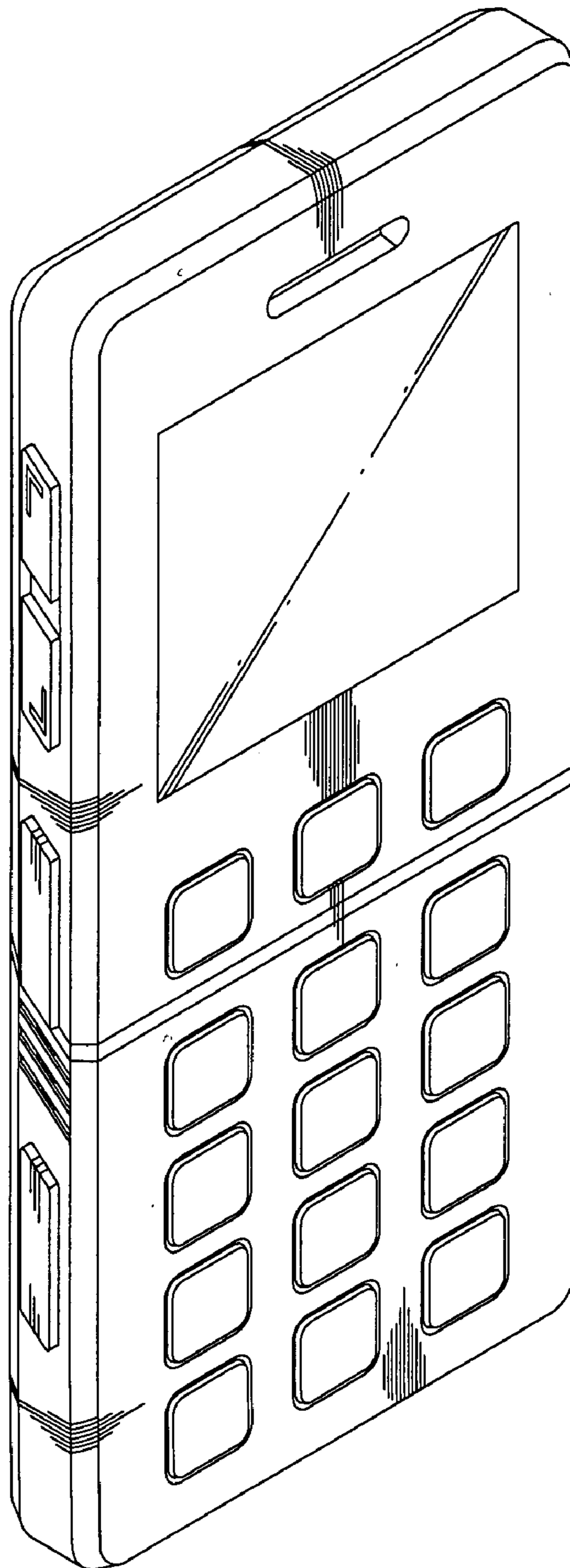


FIG. 2

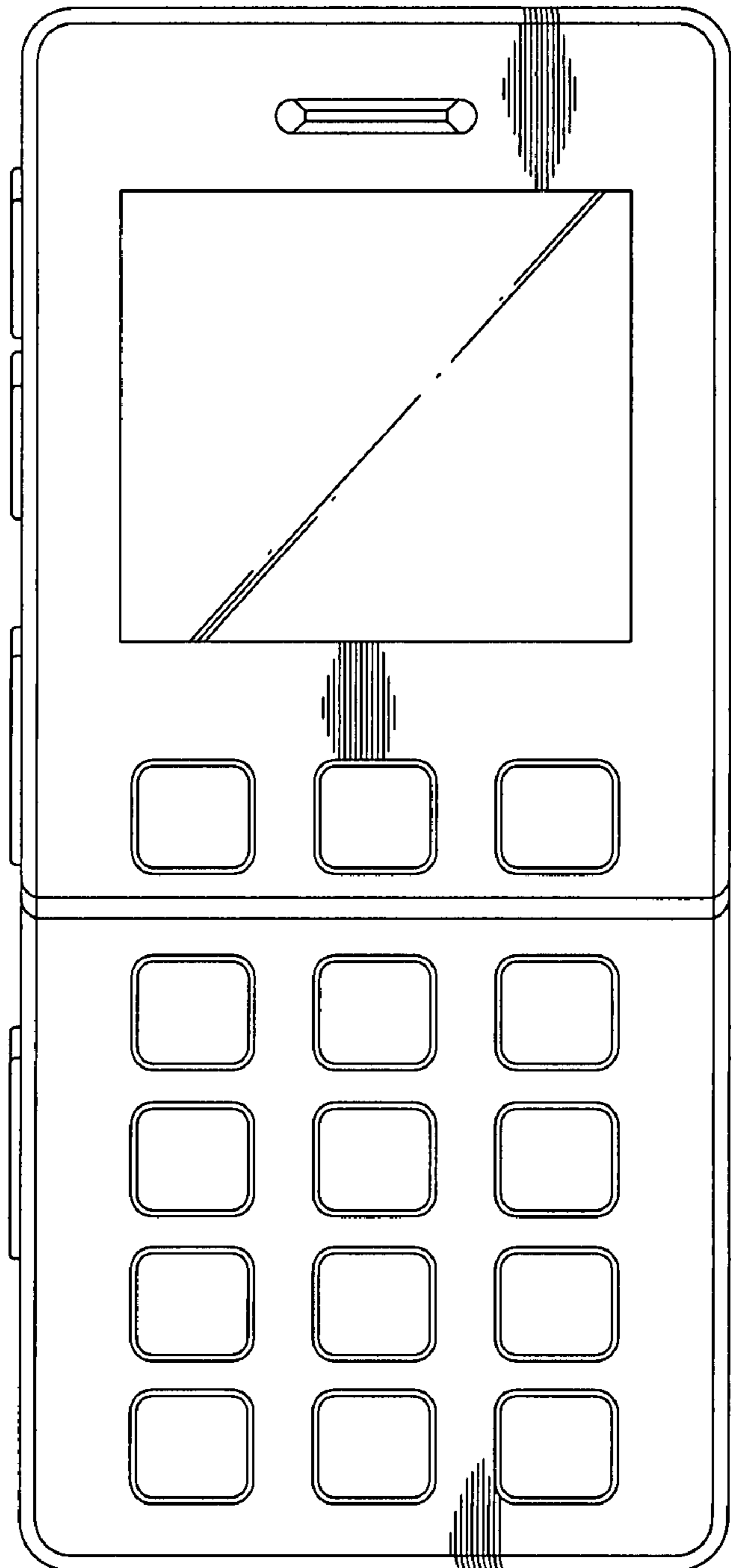


FIG.3

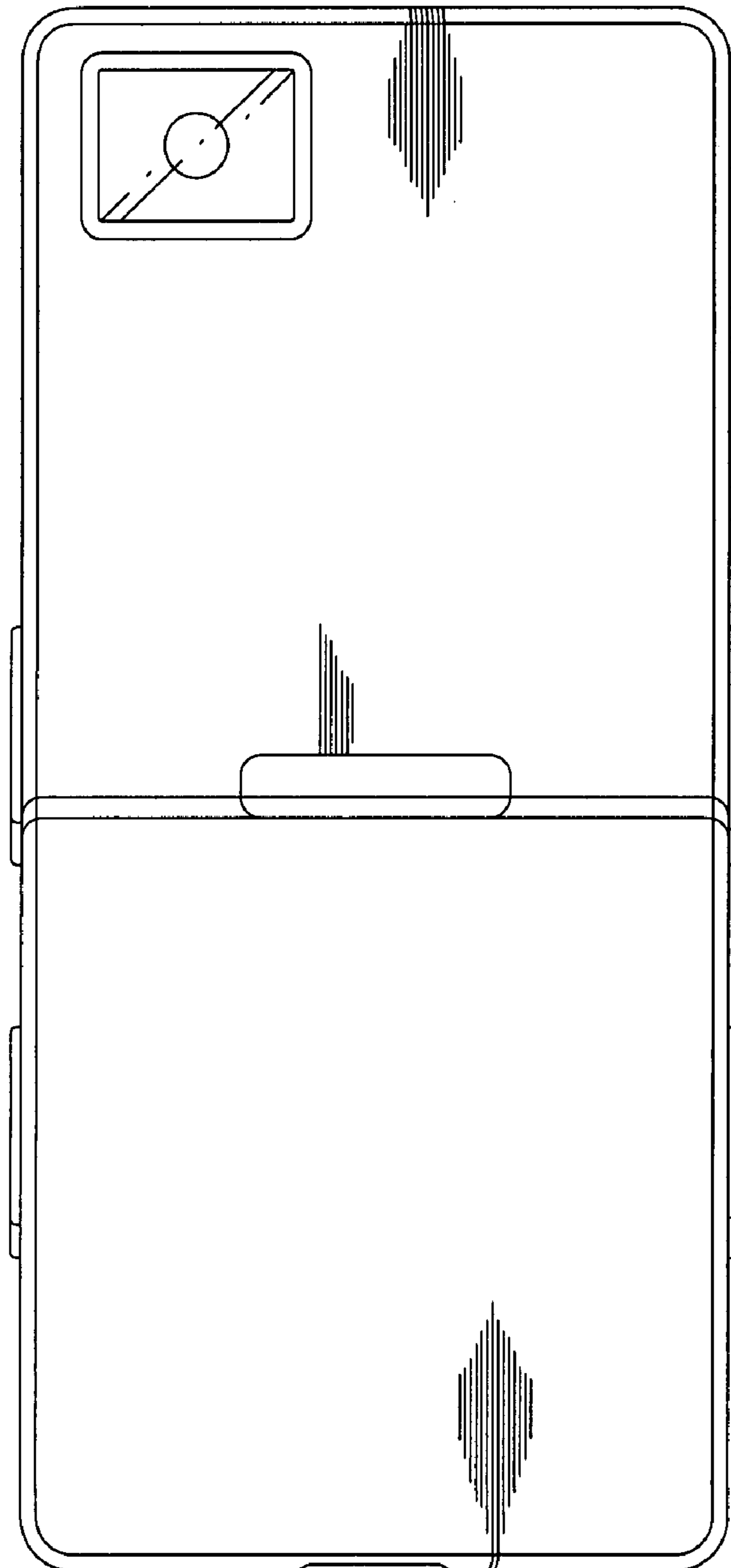


FIG. 4

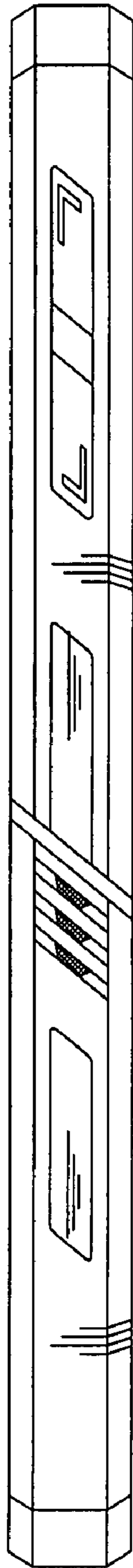


FIG. 5



FIG. 6

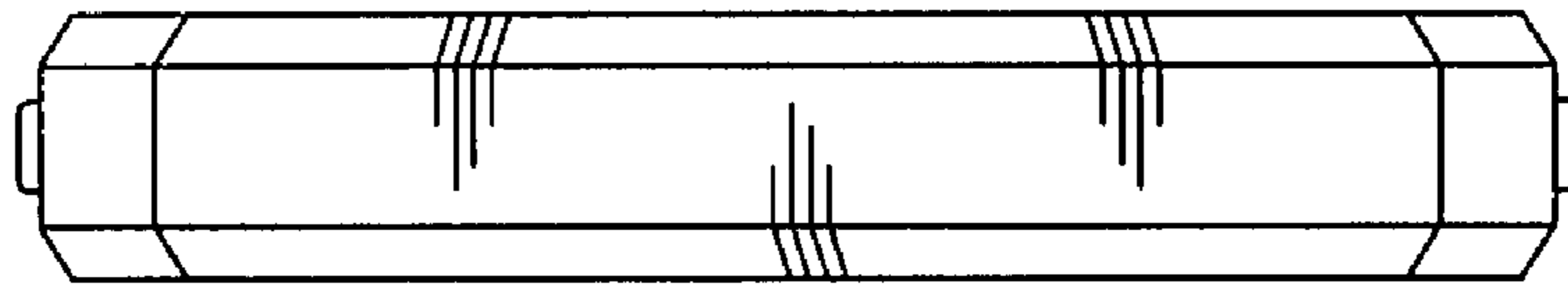


FIG. 7

