



US00D560630S

(12) **United States Design Patent**
Mitchell et al.

(10) **Patent No.: US D560,630 S**
(45) **Date of Patent: ** Jan. 29, 2008**

(54) **HANDSET**

(75) Inventors: **Edward Mitchell**, Copenhagen K (DK); **Duncan Burns**, Tarzana, CA (US)

(73) Assignee: **Nokia Corporation**, Espoo (FI)

(**) Term: **14 Years**

(21) Appl. No.: **29/243,708**

(22) Filed: **Nov. 30, 2005**

(51) **LOC (8) Cl. 14-03**

(52) **U.S. Cl. D14/138**

(58) **Field of Classification Search** D14/137-138, D14/147-148, 156, 218, 247-248, 341-347, D14/496; D16/208; D21/329, 331, 333, D21/517; 348/14.01-14.02; 361/814; 379/433.01-433.13; 455/556.1-556.2, 575.1, 455/575.3, 575.4, 566, 90.3

See application file for complete search history.

(56) **References Cited**

U.S. PATENT DOCUMENTS

D504,879 S *	5/2005	Moss	D14/138
D514,079 S *	1/2006	Lai	D14/138
D515,528 S *	2/2006	Miyazawa et al.	D14/138
D517,518 S *	3/2006	Nakajima et al.	D14/138
D518,457 S *	4/2006	Lyles	D14/138
D522,988 S *	6/2006	Sheu	D14/138
D523,836 S *	6/2006	Park	D14/138
D523,837 S *	6/2006	Lee	D14/138
D524,786 S *	7/2006	Paradise et al.	D14/138
D526,314 S *	8/2006	Kim	
D541,781 S *	5/2007	Chen	D14/138
D543,186 S *	5/2007	Kim et al.	D14/138
D546,316 S *	7/2007	Wu et al.	D14/138
2006/0111052 A1 *	5/2006	Gartrell	455/90.3

FOREIGN PATENT DOCUMENTS

WO DM/065 421 7/2004

WO	DM/066301	*	12/2004
WO	DM/066599	*	4/2005
WO	DM/067035	*	8/2005
WO	DM/067 109		11/2005

OTHER PUBLICATIONS

“Philips Xenium 9@98”, 2 pages, announced 1Q 2005, <URL:http://www.gsmarena.com/philips_xenium_9@98-1180.php>, retrieved from internet on Jul. 14, 2007.*

“Samsung X700”, 2 pages, announced 2Q 2005, <URL:http://www.gsmarena.com/samsung_x700-1298.php>, retrieved from internet on Jul. 14, 2007.*

“Nokia 6230”, 2 pages, announced 4Q 2003, <URL:http://www.gsmarena.com/nokia_6230-566.php>, retrieved from internet on Jul. 14, 2007.*

* cited by examiner

Primary Examiner—Ian Simmons

Assistant Examiner—Carla Jobe Wright

(74) *Attorney, Agent, or Firm*—Banner & Witcoff, Ltd.

(57) **CLAIM**

The ornamental design for a handset, as shown and described.

DESCRIPTION

FIG. 1 is a bottom plan view of a handset showing our new design;

FIG. 2 is a right side view thereof;

FIG. 3 is a front view thereof;

FIG. 4 is a left side view thereof;

FIG. 5 is a top plan view thereof;

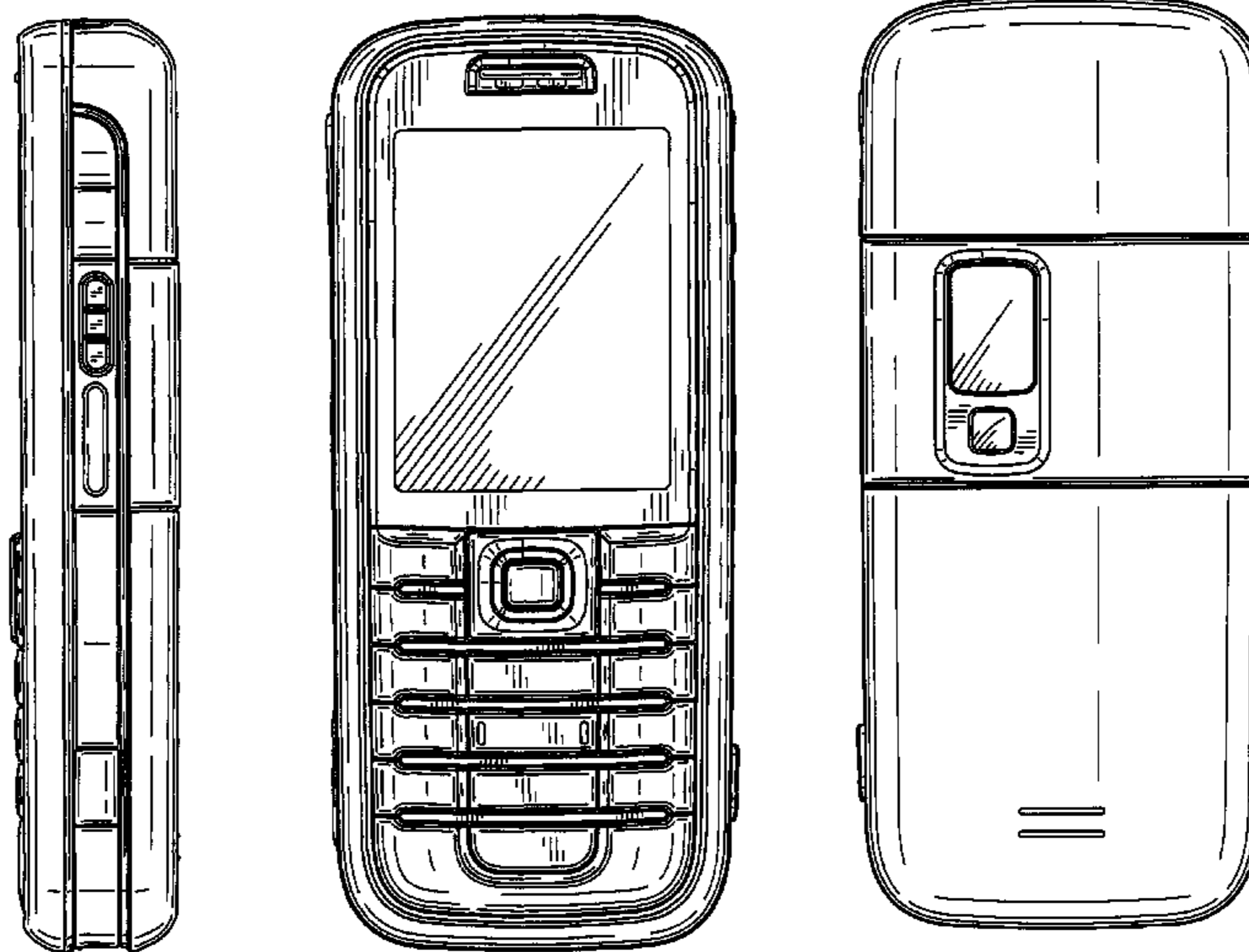
FIG. 6 is a rear view thereof;

FIG. 7 is a perspective front view thereof; and,

FIG. 8 is a perspective rear view thereof.

The broken line showing of environmental structures is for illustrative purposes only and forms no part of the claimed design.

1 Claim, 3 Drawing Sheets



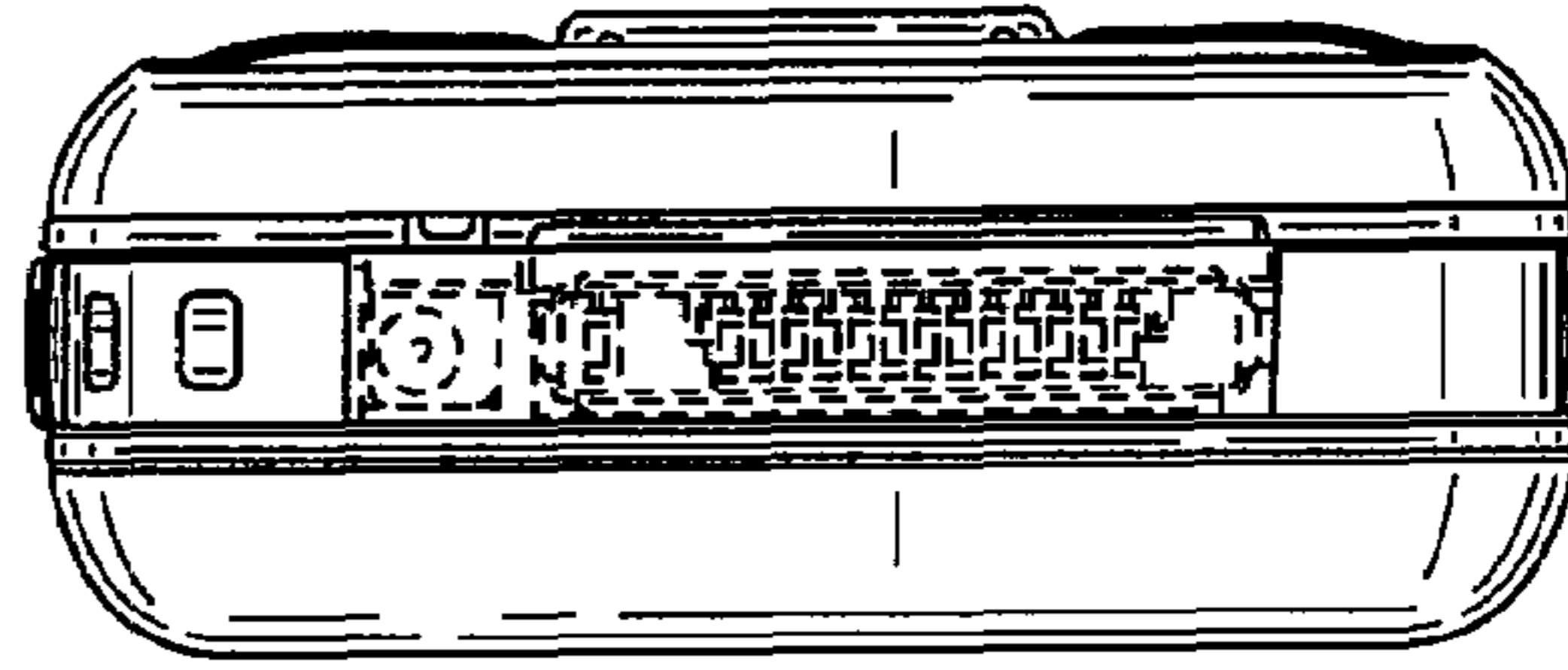


FIG. 1




FIG. 2

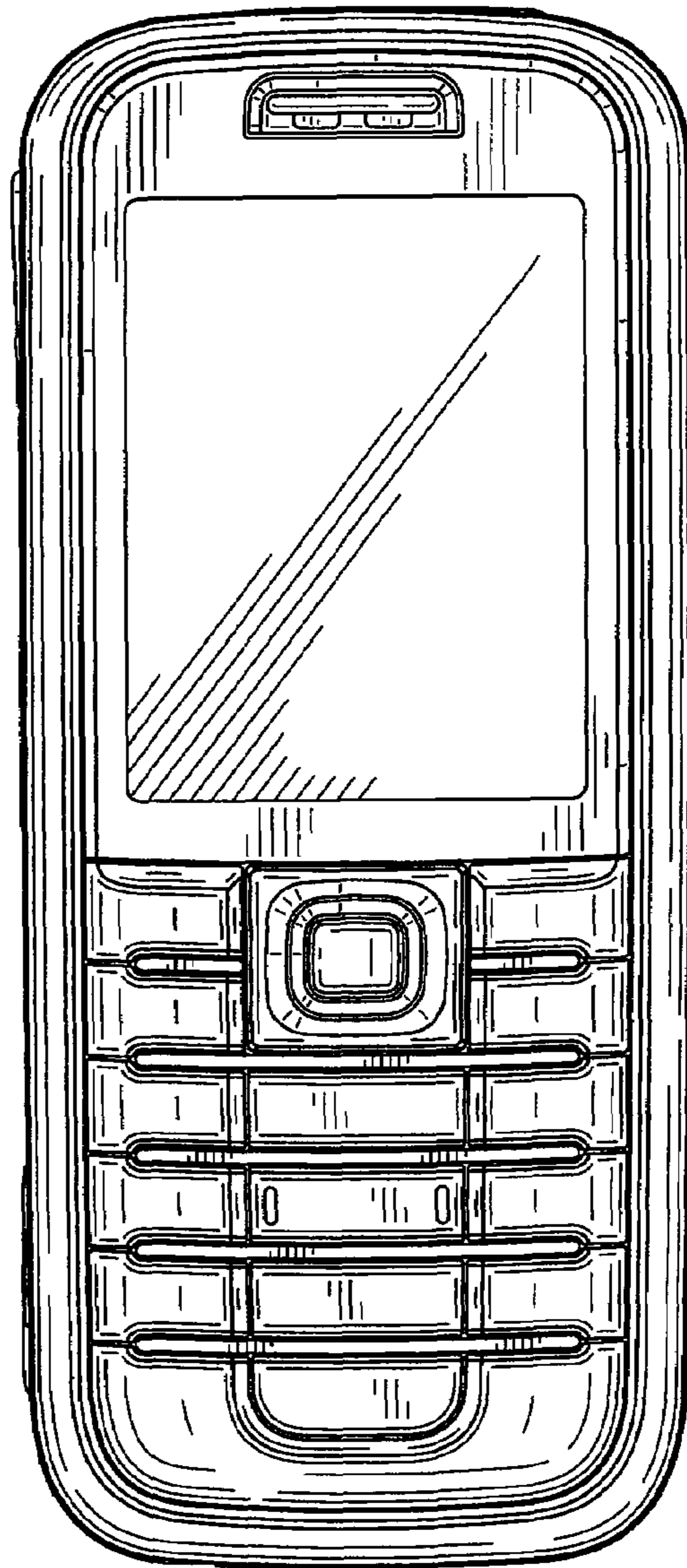


FIG. 3




FIG. 4




FIG. 5

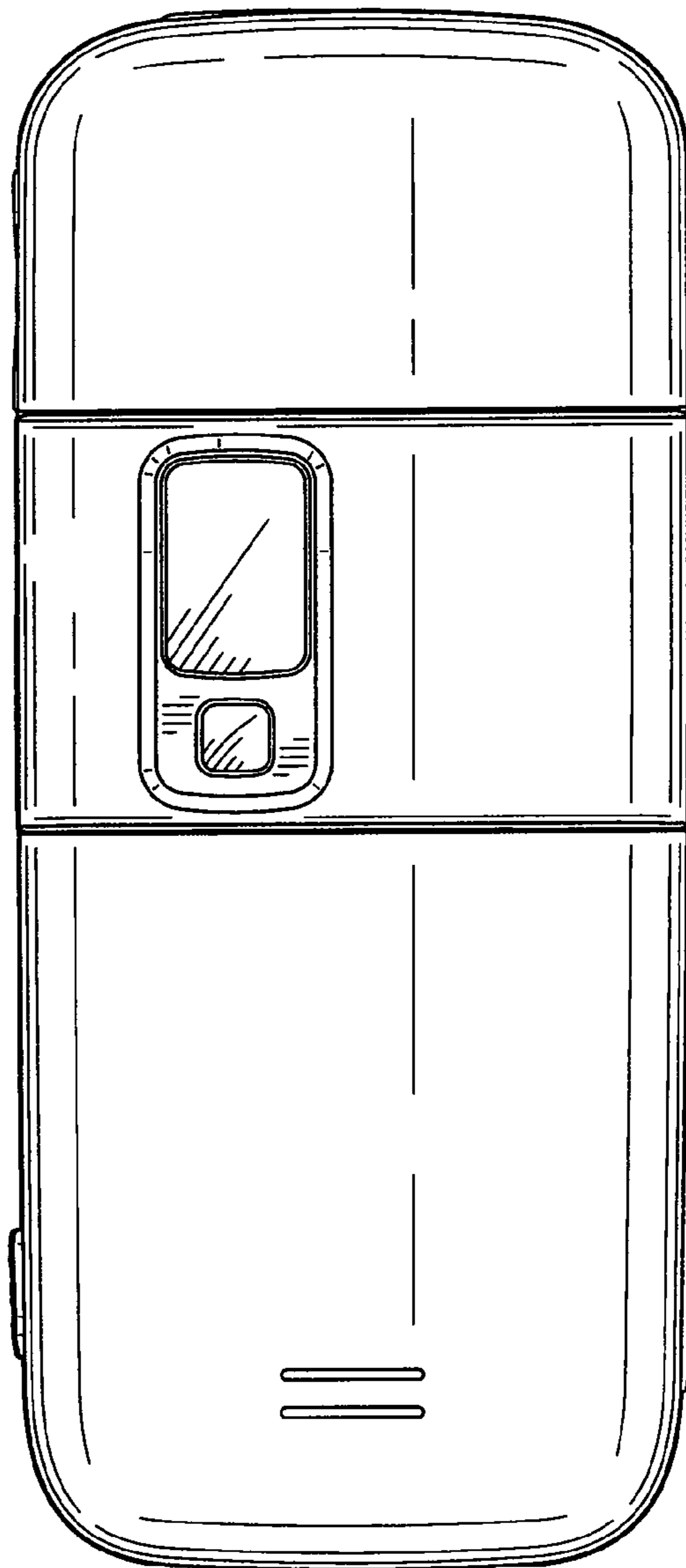


FIG. 6



FIG. 7

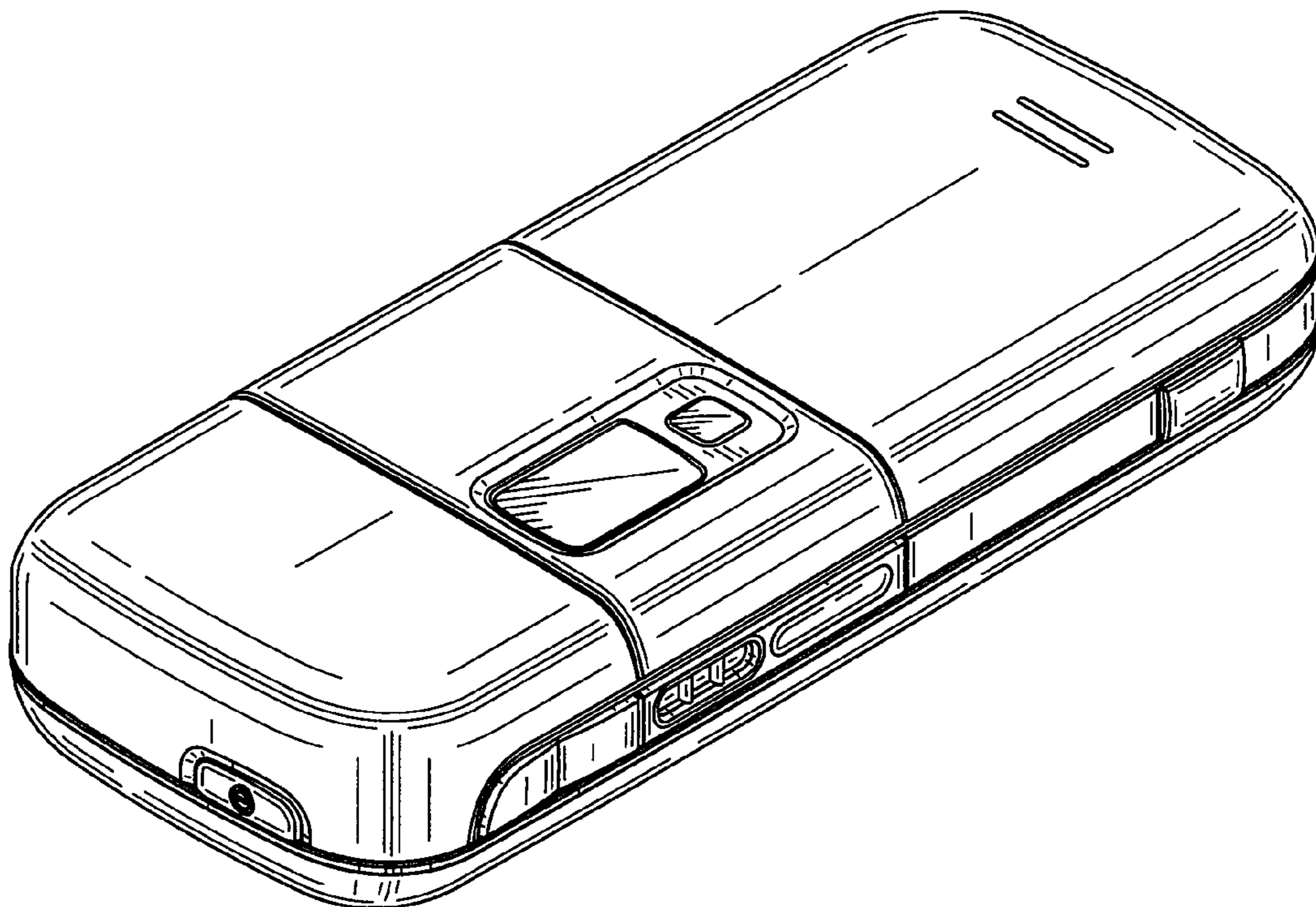


FIG. 8