

US00D560624S

(12) **United States Design Patent**
Lee

(10) **Patent No.:** **US D560,624 S**
(45) **Date of Patent:** **** Jan. 29, 2008**

(54) **TELEVISION SET**
(75) Inventor: **Chien-Kuo Lee**, Taoyuan County (TW)
(73) Assignee: **Hannspree Inc.**, Taipei (TW)
(**) Term: **14 Years**
(21) Appl. No.: **29/248,413**
(22) Filed: **Aug. 15, 2006**

D528,519 S * 9/2006 Lin D14/129
D529,455 S * 10/2006 Hoehn et al. D14/126
D529,882 S * 10/2006 Hoehn et al. D14/126
D530,291 S * 10/2006 Hoehn et al. D14/126
D547,738 S * 7/2007 Liang et al. D14/126

* cited by examiner

Primary Examiner—Raphael Barkai
(74) *Attorney, Agent, or Firm*—Thomas, Kayden,
Horstemeyer & Risley

(30) **Foreign Application Priority Data**
Jul. 19, 2006 (TW) 95304044

(57) **CLAIM**

The ornamental design for a television set, as shown and described.


(51) **LOC (8) Cl.** **14-03**
(52) **U.S. Cl.** **D14/126**
(58) **Field of Classification Search** D14/125–135,
D14/239, 371, 136, 374–377; 312/7.2; 348/836,
348/838, 180, 184, 325, 739; 341/12; 248/917–924,
248/465; 345/104, 133, 156, 168, 87, 173;
720/605, 669, 600, 655; 369/99, 197; 455/344–347
See application file for complete search history.

DESCRIPTION

FIG. 1 is a front perspective view thereof;
FIG. 2 is a front elevational view thereof;
FIG. 3 is a rear elevational view thereof;
FIG. 4 is a left side elevational view thereof;
FIG. 5 is a right side elevational view thereof;
FIG. 6 is a top plan view thereof; and,
FIG. 7 is a bottom plan view thereof.

(56) **References Cited**
U.S. PATENT DOCUMENTS
D525,604 S * 7/2006 Lin D14/126
D526,284 S * 8/2006 Lin D14/129

1 Claim, 5 Drawing Sheets






FIG. 1

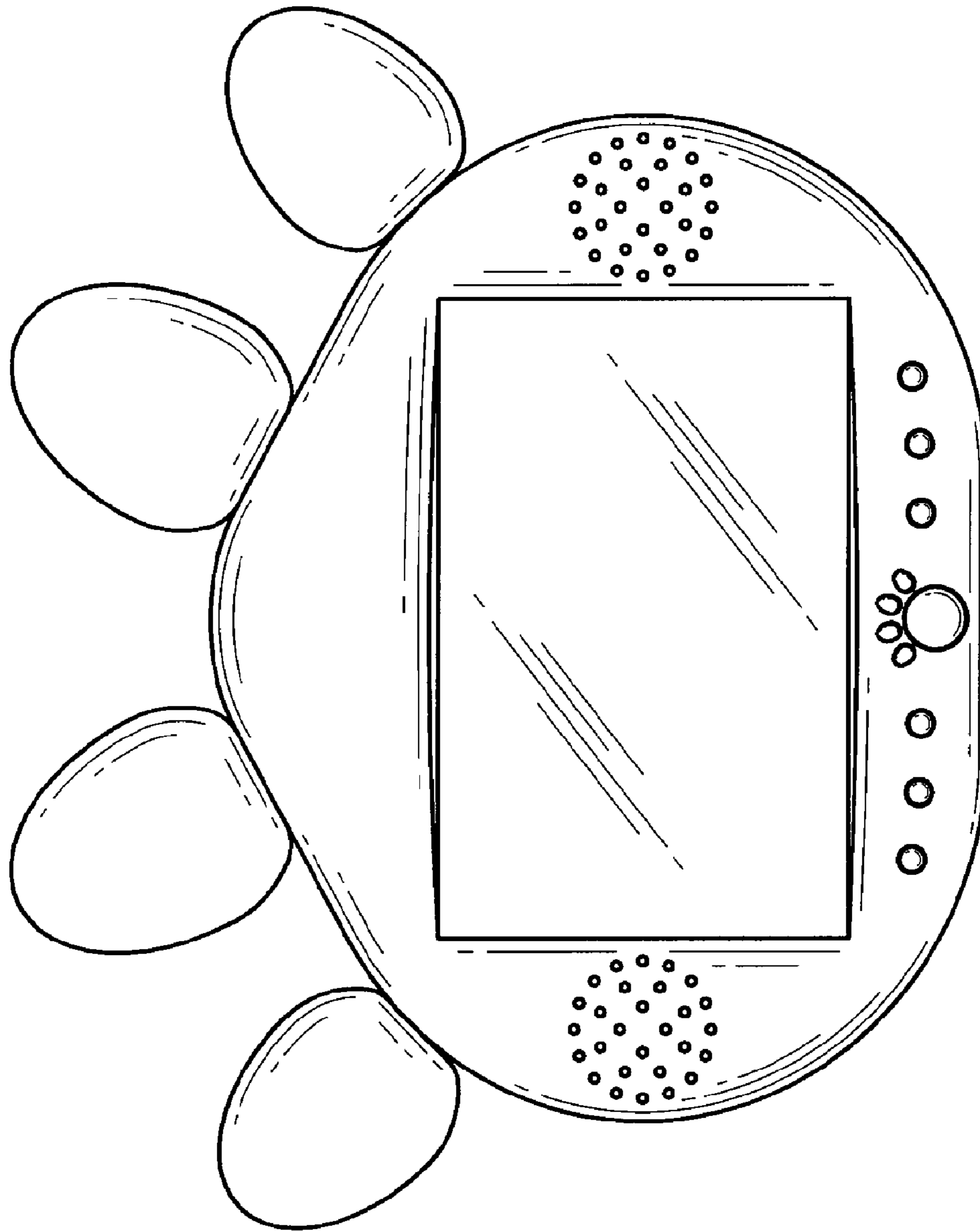


FIG. 2

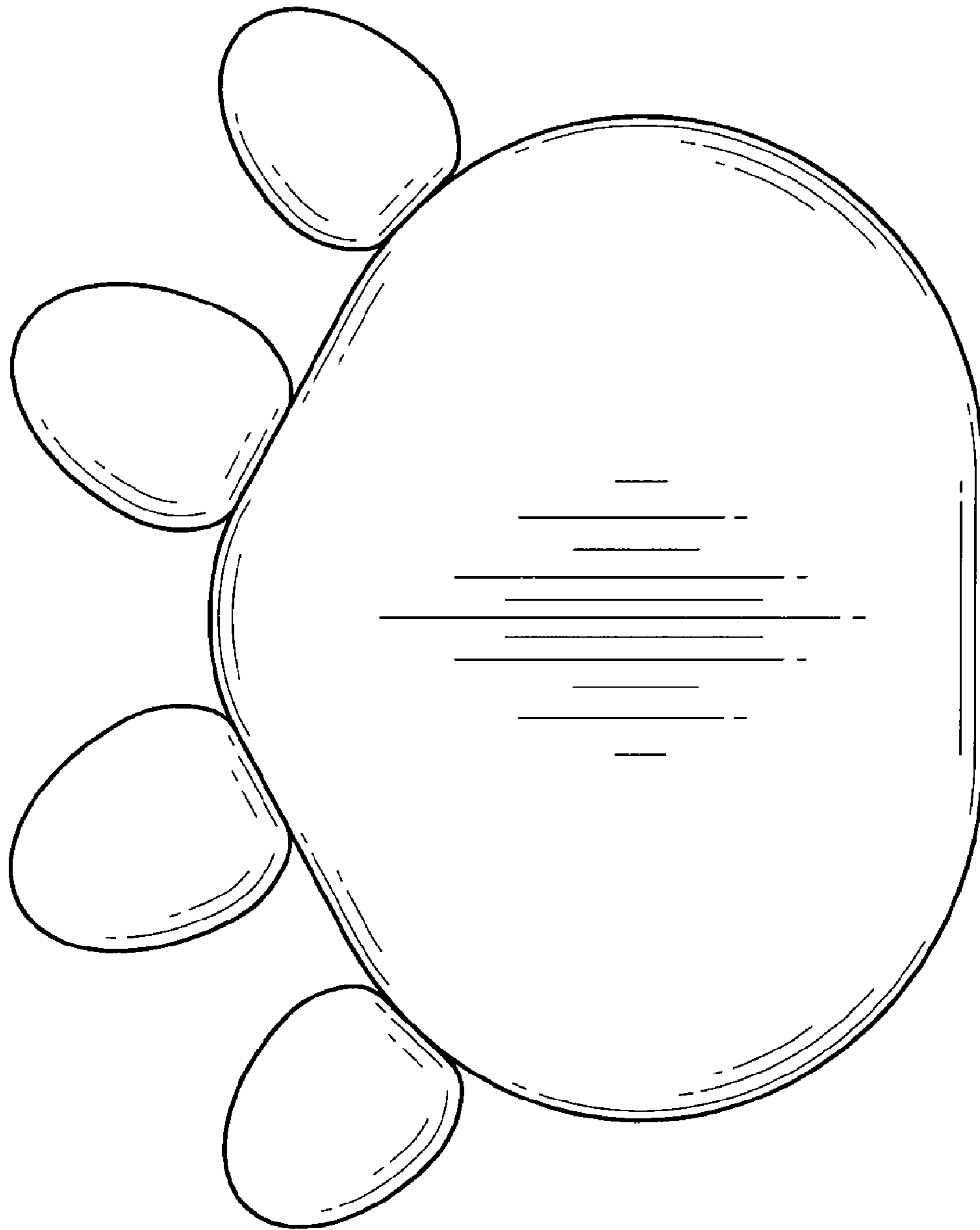


FIG. 3

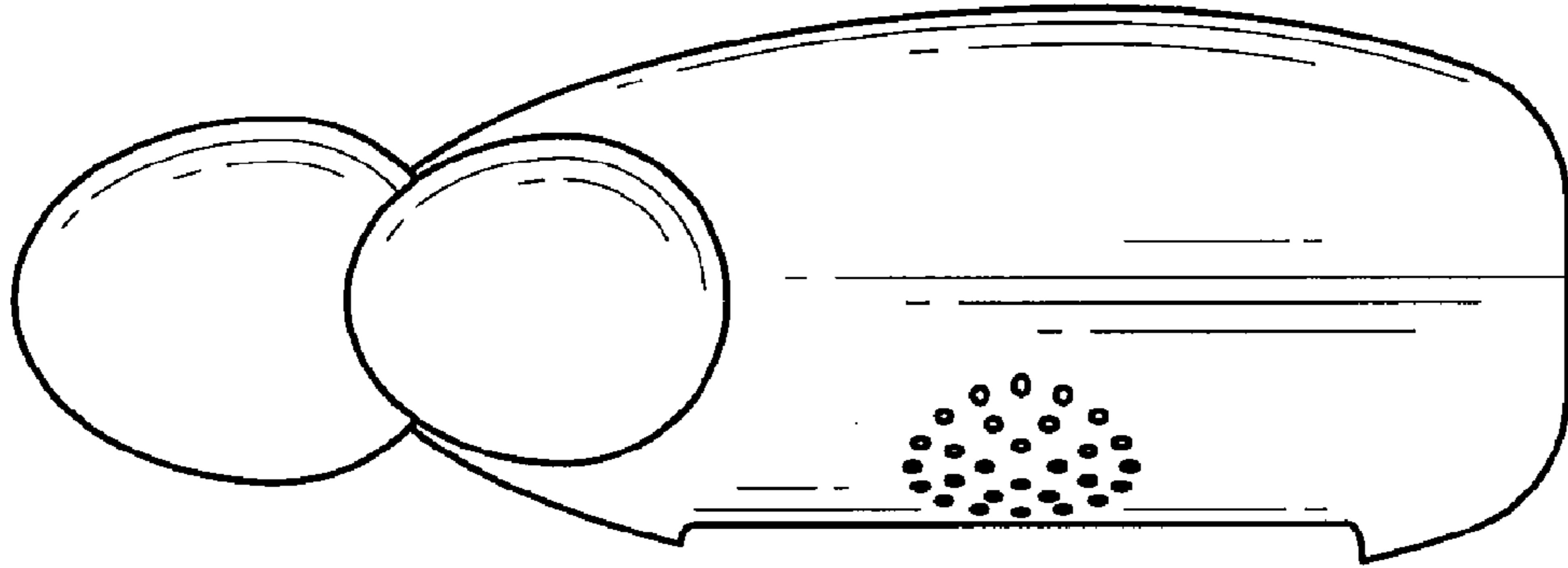


FIG. 5

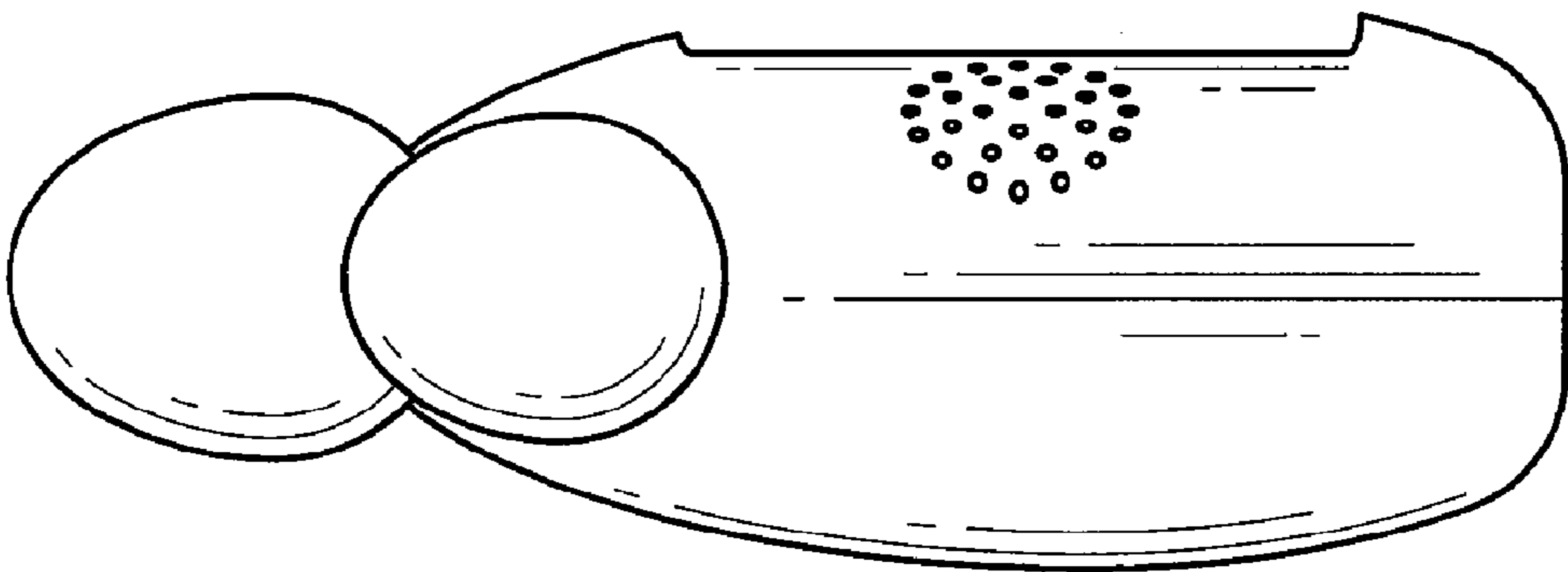


FIG. 4

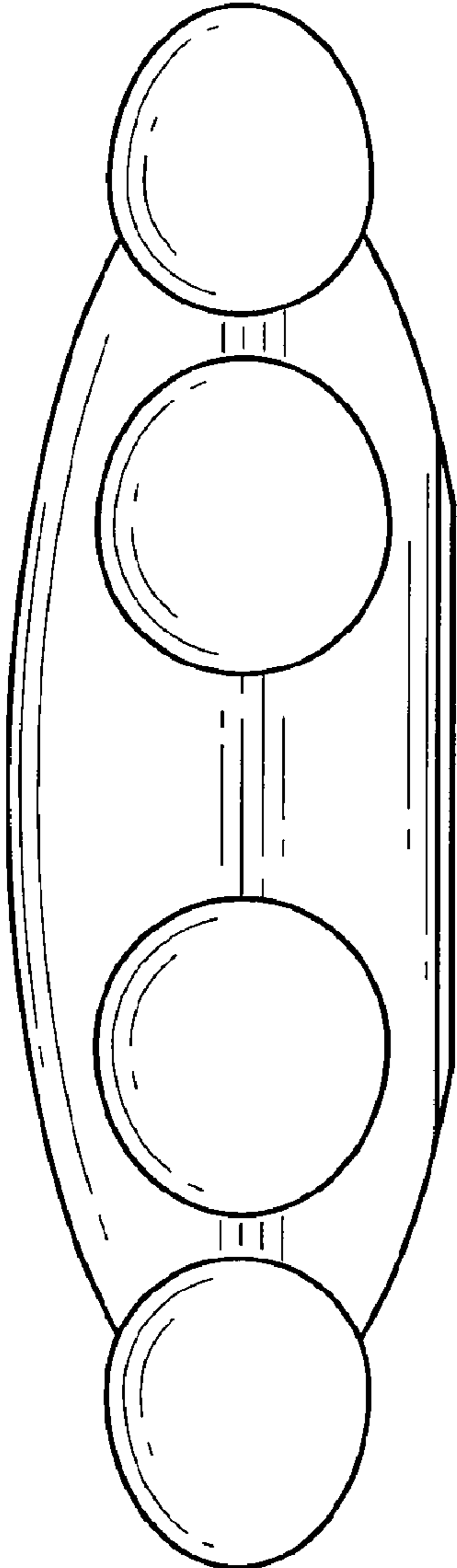


FIG. 6

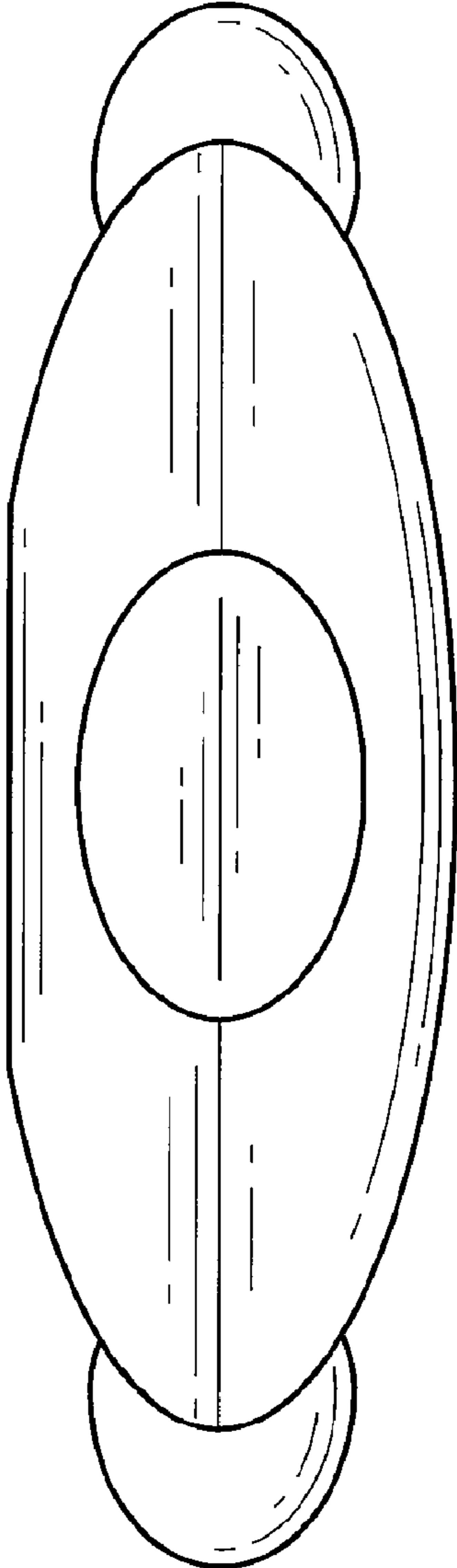


FIG. 7