



US00D560619S

(12) **United States Design Patent**
Hewson et al.

(10) **Patent No.:** **US D560,619 S**
(45) **Date of Patent:** **** Jan. 29, 2008**

(54) **WALL-MOUNTABLE DIMMER SWITCH**

(75) Inventors: **John C. Hewson**, Philadelphia, PA
(US); **Noel Mayo**, Philadelphia, PA
(US)

(73) Assignee: **Lutron Electronics Co., Inc.**,
Coopersburg, PA (US)

(**) Term: **14 Years**

(21) Appl. No.: **29/285,454**

(22) Filed: **Mar. 29, 2007**

(51) **LOC (8) Cl.** **13-03**

(52) **U.S. Cl.** **D13/162; D13/171; D13/164**

(58) **Field of Classification Search** D13/125,
D13/158–177, 184, 199; 160/120, 262, 310,
160/331; 174/66; 248/266, 7; 307/112,
307/115, 125, 139, 157, 31; 315/112, 149,
315/194, 159, 291–295, 307, 200 R, 209 R,
315/244

See application file for complete search history.

(56) **References Cited**

U.S. PATENT DOCUMENTS

D421,246 S	2/2000	Mayo et al.
D437,834 S	2/2001	Mayo et al.
D442,558 S	5/2001	Mayo et al.
D456,783 S	5/2002	Mayo et al.
D461,782 S	8/2002	Butler et al.
D509,805 S	9/2005	Spira
D510,073 S	9/2005	Jacoby et al.
D510,074 S	9/2005	Larson et al.

D533,843 S	*	12/2006	Larson et al.	D13/162
D540,267 S	*	4/2007	Larson et al.	D13/162
D540,748 S	*	4/2007	Larson et al.	D13/162
D542,226 S		5/2007	Spira		
D542,227 S		5/2007	Larson et al.		
D542,229 S		5/2007	Larson et al.		
D542,737 S	*	5/2007	Spira	D13/162
D547,731 S	*	7/2007	Larson et al.	D13/162

* cited by examiner

Primary Examiner—Selina Sikder

Assistant Examiner—Thomas J Johannes

(74) *Attorney, Agent, or Firm*—Mark E. Rose; Philip N. Smith

(57) **CLAIM**

We claim the ornamental design for a wall-mountable dimmer switch, as shown and described.

DESCRIPTION

FIG. 1 is a perspective view of a wall-mountable dimmer switch according to a first embodiment of our new design.

FIG. 2 is a front view thereof.

FIG. 3 is a left side view thereof.

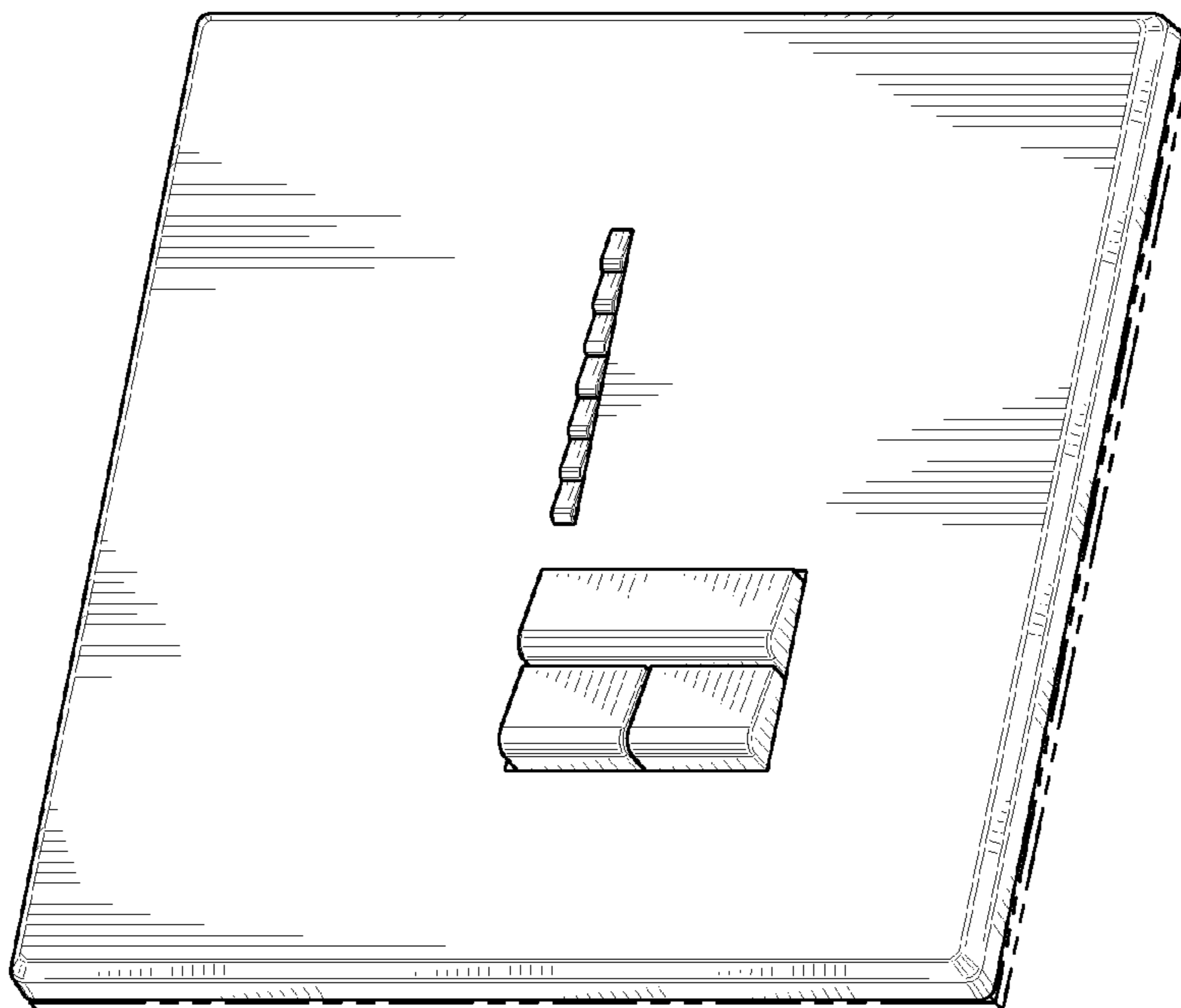
FIG. 4 is a right side view thereof.

FIG. 5 is a top view thereof; and,

FIG. 6 is a bottom view thereof.

The rear views form no part of the design and are omitted. The portions of the drawings appearing in broken line are for environment only and do not form a part of the design.

1 Claim, 4 Drawing Sheets






Fig. 1

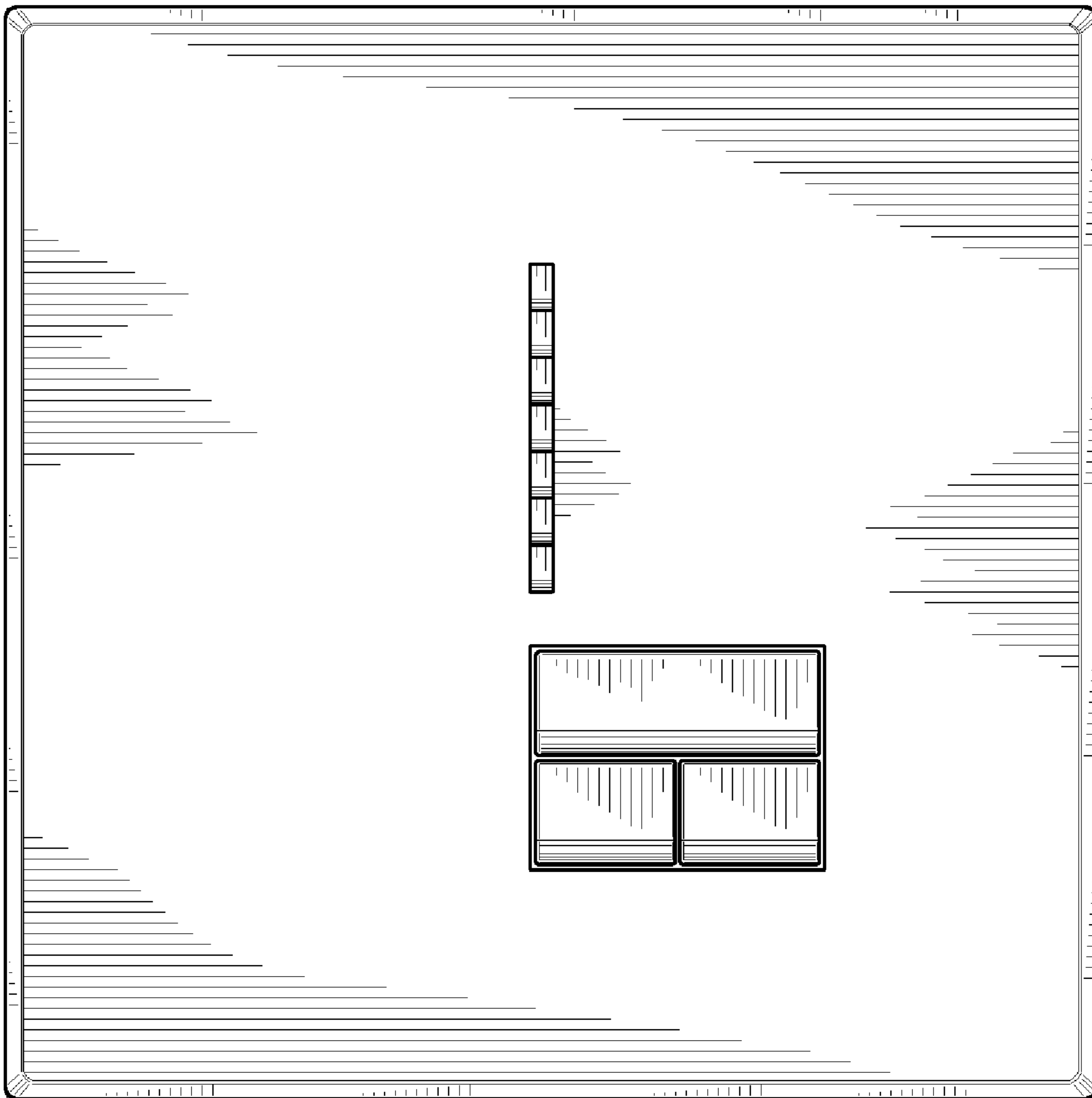


Fig. 2

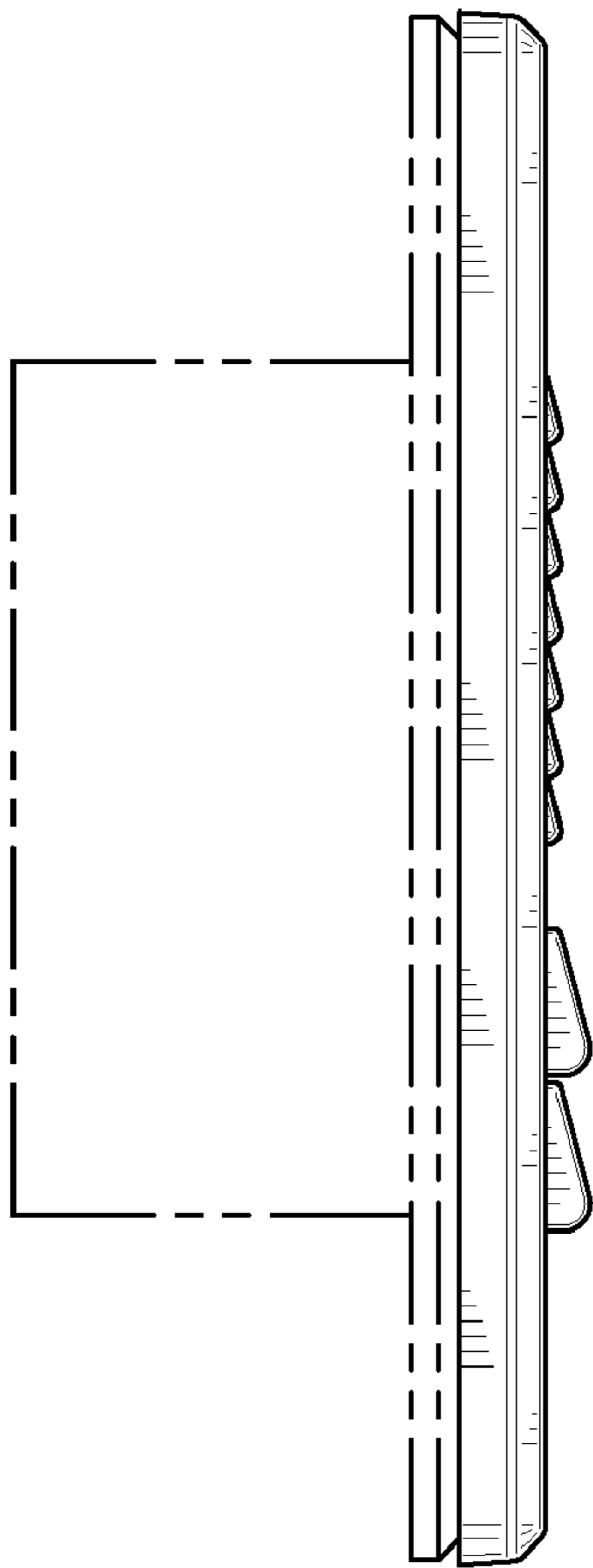


Fig. 3

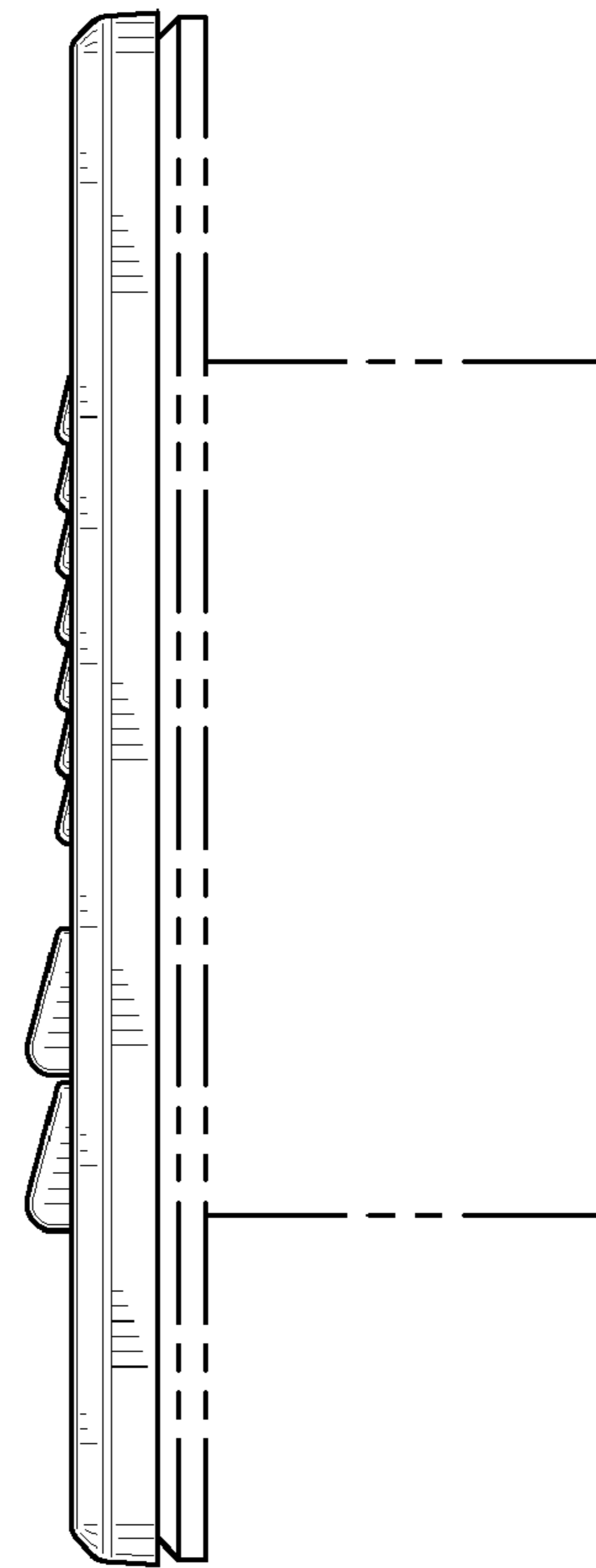


Fig. 4

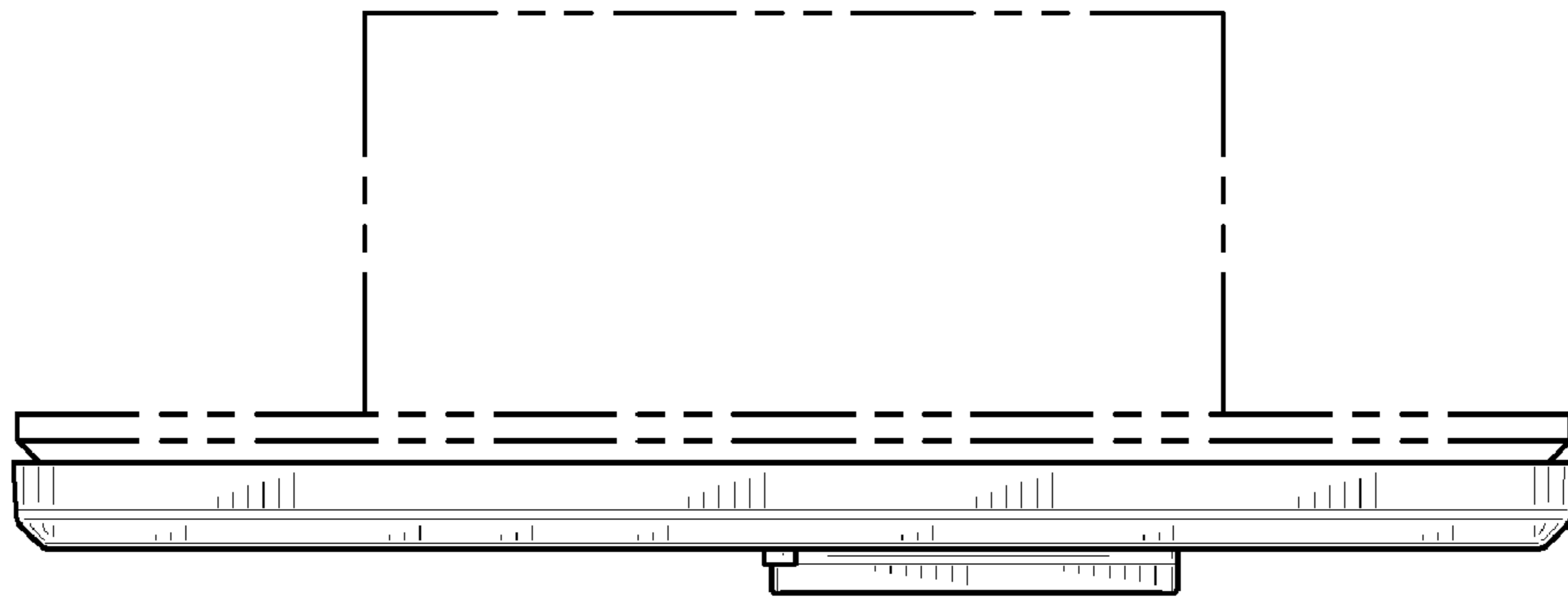


Fig. 5



Fig. 6