



US00D560617S

(12) **United States Design Patent**
Poulet

(10) **Patent No.:** **US D560,617 S**
(45) **Date of Patent:** **** Jan. 29, 2008**

(54) **SWITCH ENCLOSURE**

(75) Inventor: **Olivier Poulet**, Fillinges (FR)

(73) Assignee: **Somfy SAS**, Cluses (FR)

(**) Term: **14 Years**

(21) Appl. No.: **29/252,447**

(22) Filed: **Jan. 23, 2006**

(30) **Foreign Application Priority Data**

Aug. 1, 2005 (EP) 000380993-002

(51) **LOC (8) Cl.** **13-03**

(52) **U.S. Cl.** **D13/158; D13/162**

(58) **Field of Classification Search** D13/168,
D13/158, 162, 164, 184; D10/104, 106;
D14/138, 218, 247; 340/825.22, 825.24,
340/825.25, 825.31, 825.36, 825.69, 825.72;
341/20, 23, 34, 176; 345/156, 169; 348/734;
455/92, 95, 100, 128, 151.1–151.4, 325–355;
463/39, 42; 700/17, 19, 20, 65, 83, 275;
200/1 B, 513, 520, 530, 302.1, 302.2, 314,
200/315, 341, 344

See application file for complete search history.

(56) **References Cited**

U.S. PATENT DOCUMENTS

- 2,680,794 A * 6/1954 Ballou 200/5 E
- D203,184 S * 12/1965 Stevenson D13/171
- D211,950 S * 8/1968 Driscoll D13/171
- D272,821 S * 2/1984 Perethian D13/171
- D306,853 S * 3/1990 Mayo et al. D13/168
- D312,072 S * 11/1990 Bergeron D13/168
- 5,362,932 A * 11/1994 Inagaki et al. 200/341

- D401,911 S * 12/1998 Hwang D13/168
- D427,583 S * 7/2000 Kazama D14/218
- D451,076 S * 11/2001 Sommer et al. D13/168
- D458,230 S * 6/2002 Hand et al. D13/164
- 6,680,673 B1 * 1/2004 Wong 340/825.69
- D491,542 S * 6/2004 Chai et al. D14/138
- D517,023 S * 3/2006 Kumagai D13/168
- 7,067,754 B2 * 6/2006 Weston et al. 200/314
- D531,585 S * 11/2006 Weitgasser et al. D13/168
- D533,514 S * 12/2006 Hidalgo D13/168
- D537,058 S * 2/2007 Chauhan et al. D14/138
- 2004/0140190 A1 * 7/2004 Searle et al. 200/341

* cited by examiner

Primary Examiner—Selina Sikder

(74) *Attorney, Agent, or Firm*—Frommer Lawrence & Haug
LLP; Ronald R. Santucci

(57) **CLAIM**

The ornamental design for a switch enclosure, as shown and described.

DESCRIPTION

FIG. 1 is a front perspective view of a switch enclosure showing my new design;

FIG. 2 is a front view thereof;

FIG. 3 is a right side view thereof;

FIG. 4 is a left side view thereof;

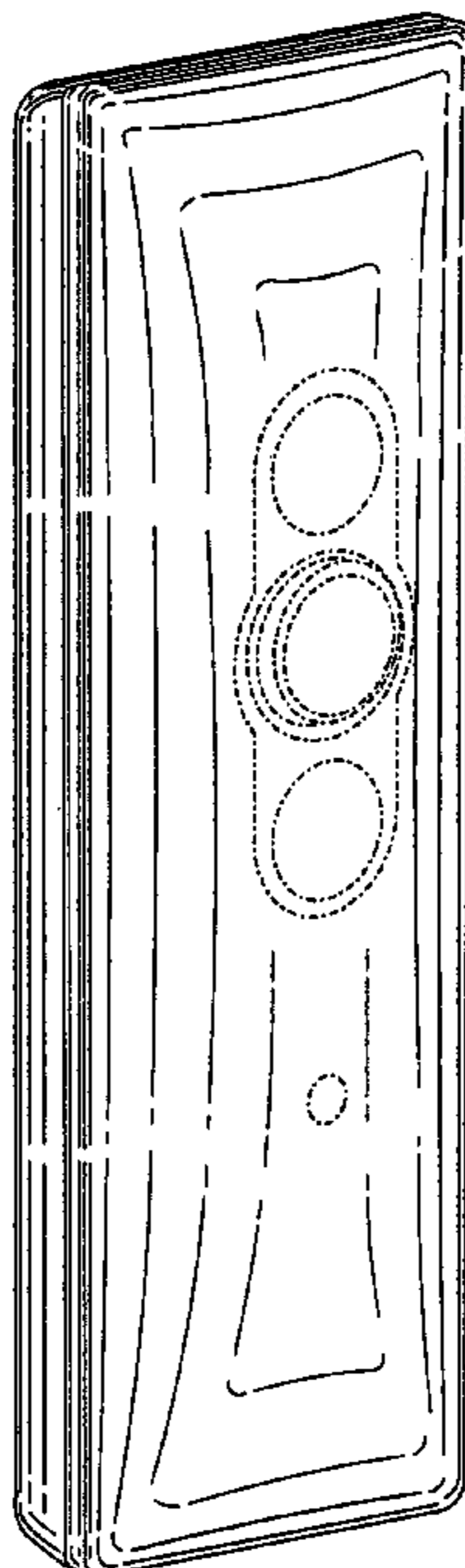
FIG. 5 is a rear view thereof;

FIG. 6 is a top view thereof; and,

FIG. 7 is a bottom view thereof.

The broken lines in 1–4 and 6, 7 are environmental only and form no part of the claimed design.

1 Claim, 4 Drawing Sheets



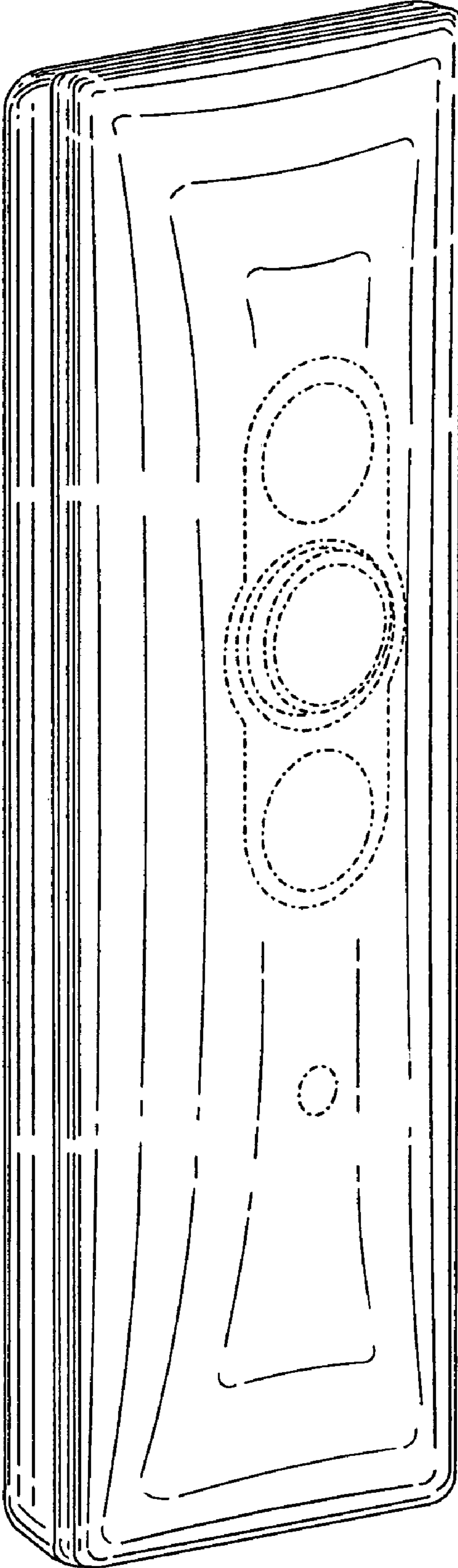


FIG. 1

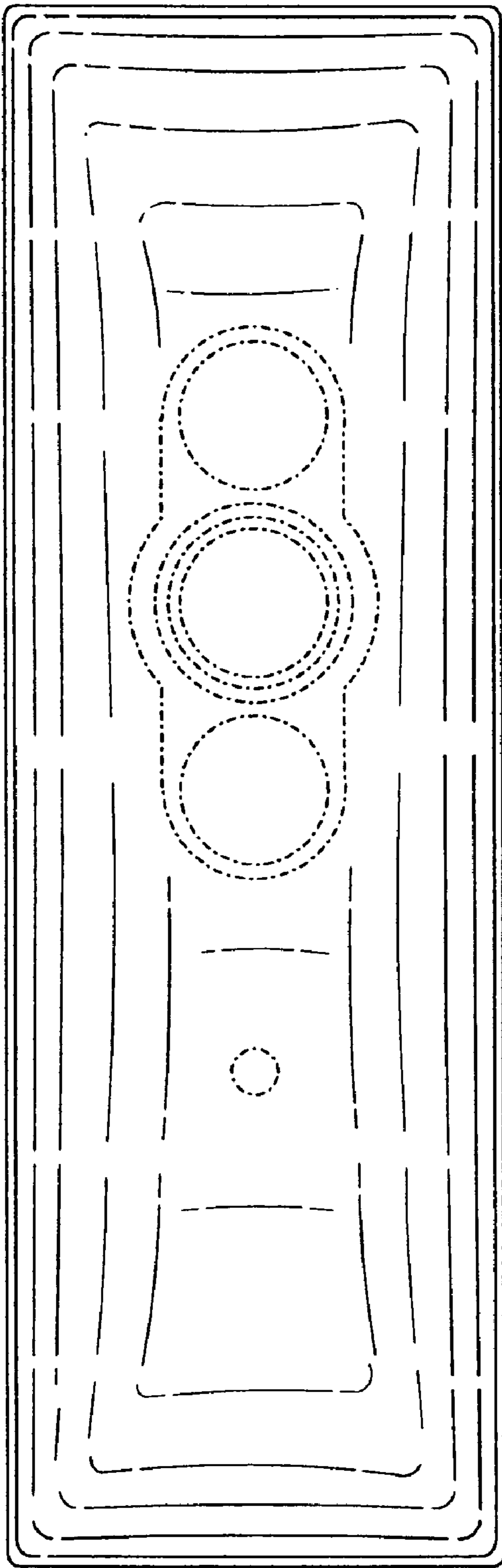


FIG. 2




FIG. 3




FIG. 4




FIG. 5

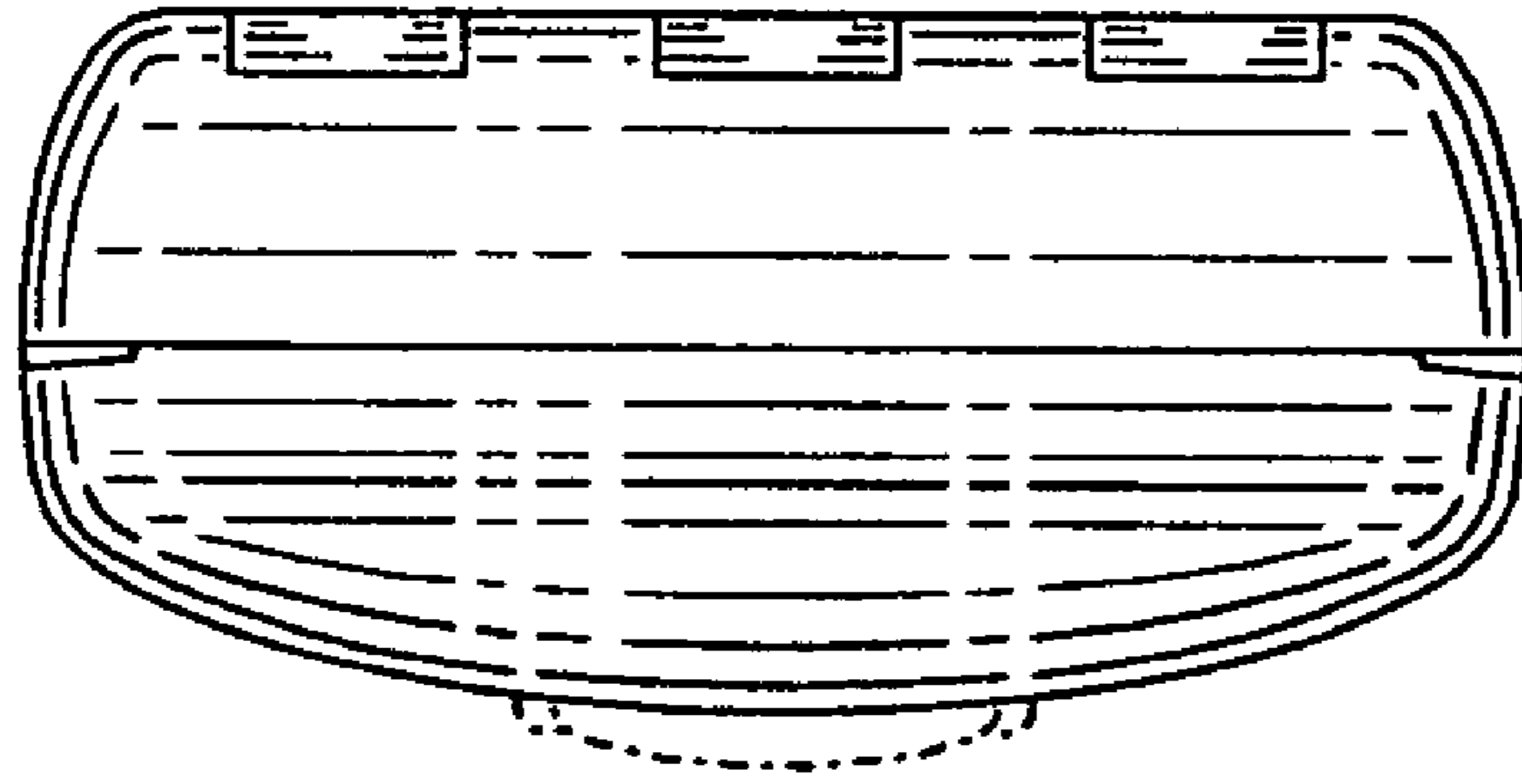


FIG. 6

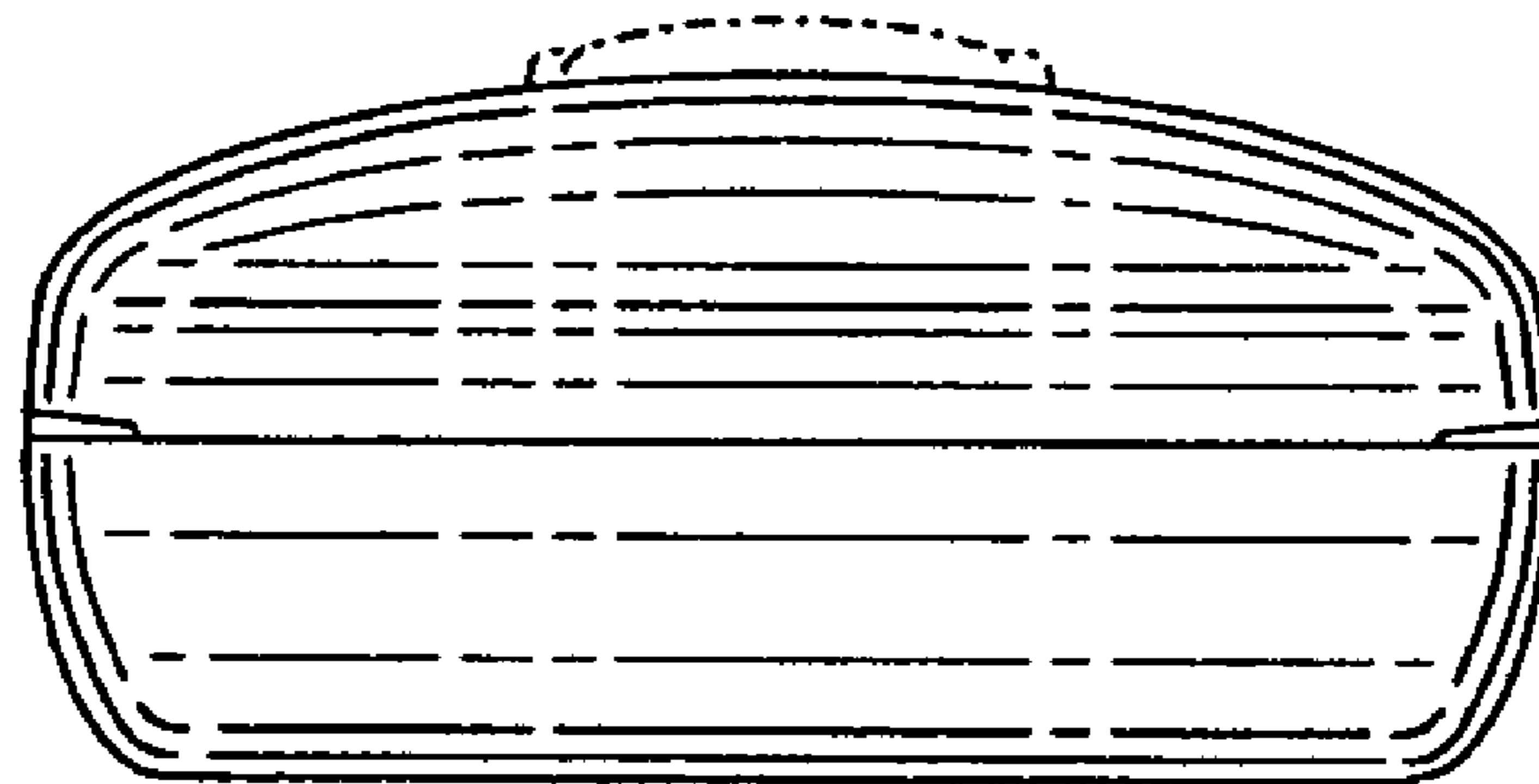


FIG. 7