

US00D560598S

(12) **United States Design Patent**  
**Heinen et al.**

(10) **Patent No.:** **US D560,598 S**  
(45) **Date of Patent:** **\*\* Jan. 29, 2008**

(54) **TIRE TREAD**

(75) Inventors: **Richard Heinen**, Habay-la-Neuve (BE);  
**Nicolas Claude Jean-Claude Froger**,  
Arlon (BE)

(73) Assignee: **The Goodyear Tire & Rubber  
Company**, Akron, OH (US)

(\*\*) Term: **14 Years**

(21) Appl. No.: **29/262,407**

(22) Filed: **Jun. 30, 2006**

(51) **LOC (8) Cl.** ..... **12-15**

(52) **U.S. Cl.** ..... **D12/584**

(58) **Field of Classification Search** ..... D12/515-518,  
D12/547-550, 553, 568, 581-590, 601-603;  
152/209.1, 209.8-209.18, 209.25, 455, 209.28  
See application file for complete search history.

(56) **References Cited**

U.S. PATENT DOCUMENTS

|            |   |         |                 |       |         |
|------------|---|---------|-----------------|-------|---------|
| D350,507 S | * | 9/1994  | Helluin         | ..... | D12/584 |
| D388,380 S | * | 12/1997 | Harpes et al.   | ..... | D12/583 |
| D402,940 S | * | 12/1998 | McKisson et al. | ..... | D12/585 |
| D405,399 S | * | 2/1999  | Williams        | ..... | D12/585 |
| D414,730 S |   | 10/1999 | Heinen et al.   | ..... | D12/147 |
| D416,839 S |   | 11/1999 | Heinen et al.   | ..... | D12/147 |
| D451,068 S |   | 11/2001 | Heinen et al.   | ..... | D12/547 |
| D451,857 S |   | 12/2001 | Heinen          | ..... | D12/147 |
| D454,832 S |   | 3/2002  | Heinen          | ..... | D12/550 |
| D458,212 S | * | 6/2002  | Guspodin        | ..... | D12/582 |
| D481,991 S | * | 11/2003 | Graas et al.    | ..... | D12/585 |

|            |   |         |               |       |         |
|------------|---|---------|---------------|-------|---------|
| D482,323 S | * | 11/2003 | Corbin et al. | ..... | D12/584 |
| D484,848 S |   | 1/2004  | Heinen et al. | ..... | D12/556 |
| D492,642 S |   | 7/2004  | Heinen et al. | ..... | D12/551 |
| D496,327 S |   | 9/2004  | Heinen et al. | ..... | D12/567 |
| D547,717 S | * | 7/2007  | Yamane et al. | ..... | D12/585 |

\* cited by examiner

*Primary Examiner*—Stacia Cadmus

(74) *Attorney, Agent, or Firm*—Richard B. O’Planick

(57) **CLAIM**

The ornamental design for a tire tread, as shown and described.

**DESCRIPTION**

FIG. 1 is a perspective view of a tire tread showing our new design, it being understood that the pattern repeats uniformly throughout the circumference of the tread;

FIG. 2 is a front elevational view thereof;

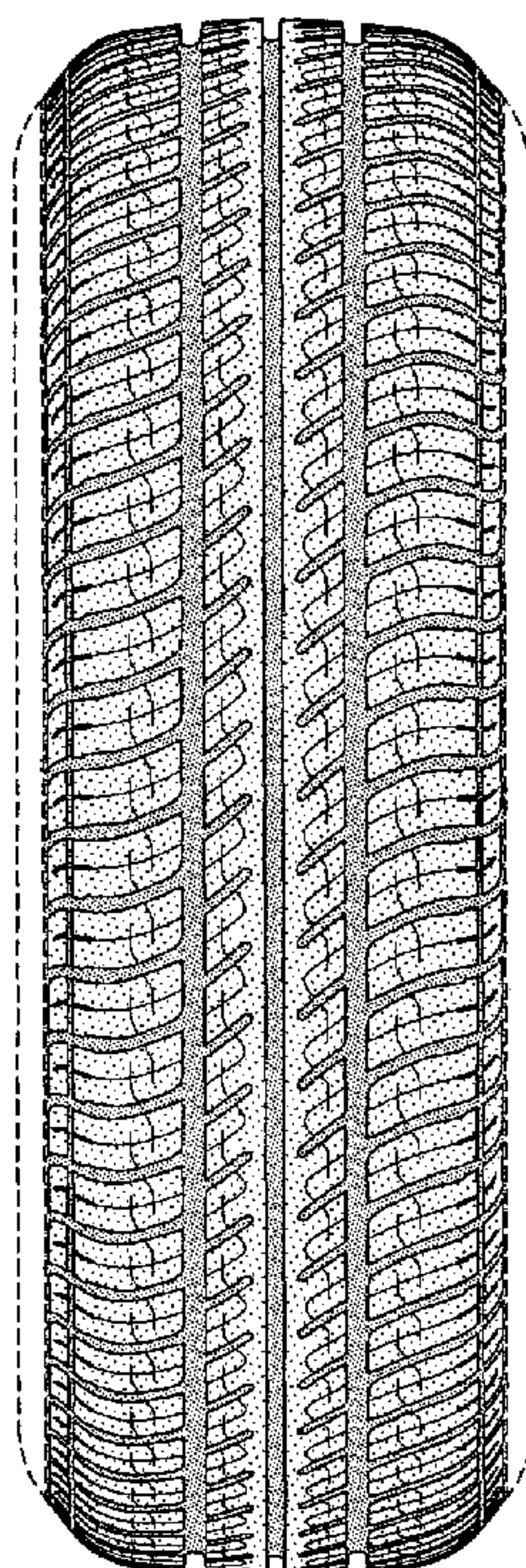
FIG. 3 is a right side elevational view thereof; the opposite side elevational view being identical thereto; and,

FIG. 4 is an enlarged fragmentary front elevational view thereof.

In the drawings, the broken lines defining the sidewall, inner bead and the peripheral boundary between the tire tread and the sidewall are for illustrative purposes only and form no part of the claimed design.

The dark stippled surface shading represents the recessed portion of the tread grooves having a depth as best shown in FIG. 2.

**1 Claim, 4 Drawing Sheets**





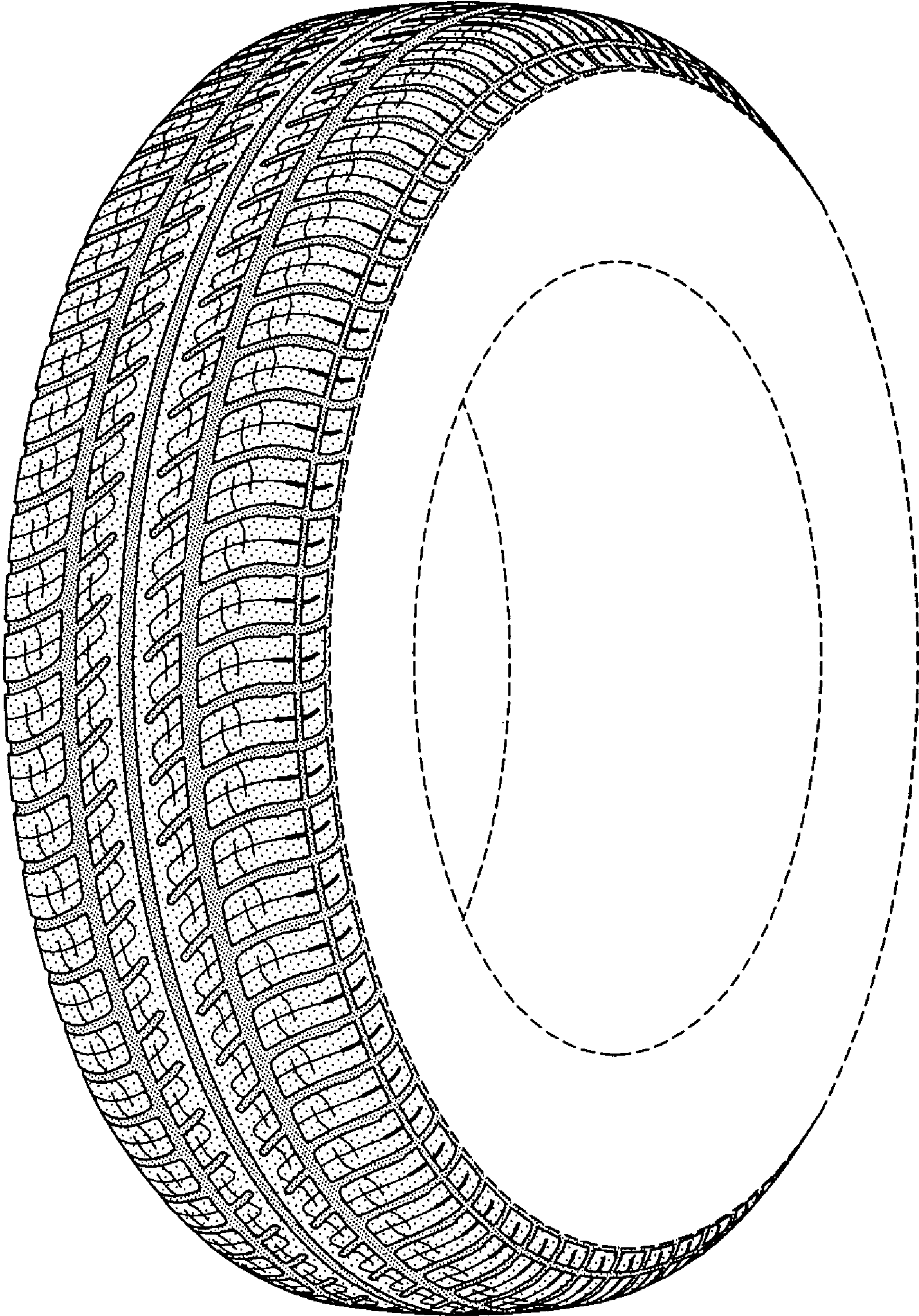


FIG-1



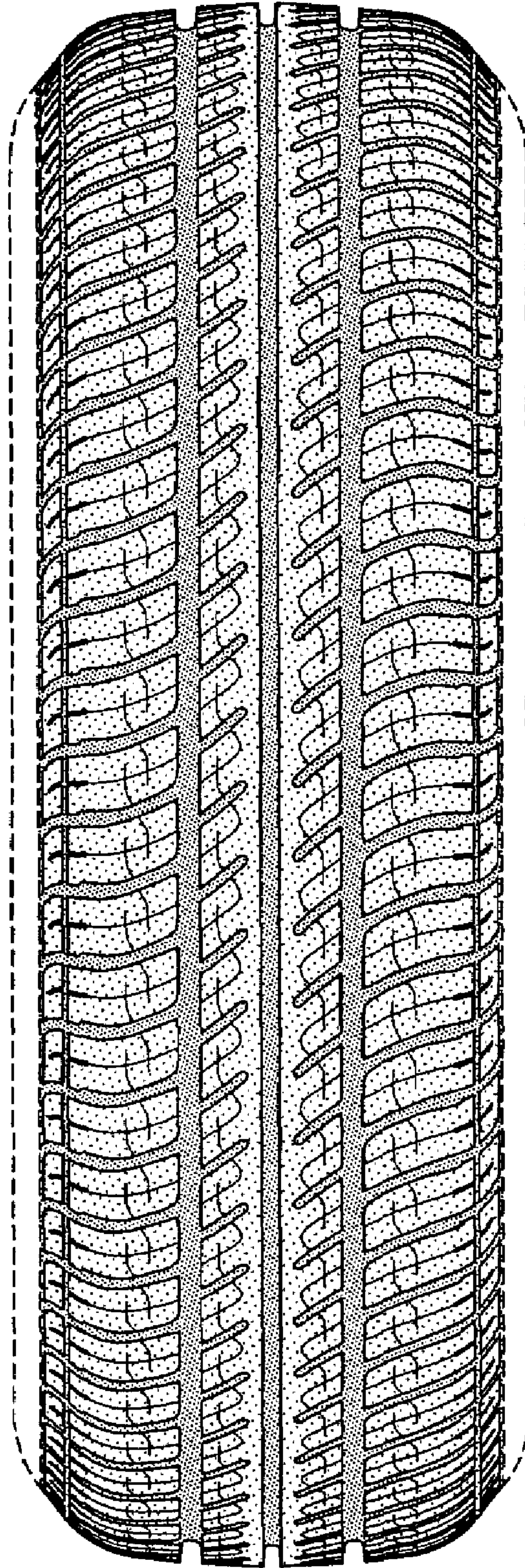


FIG-2

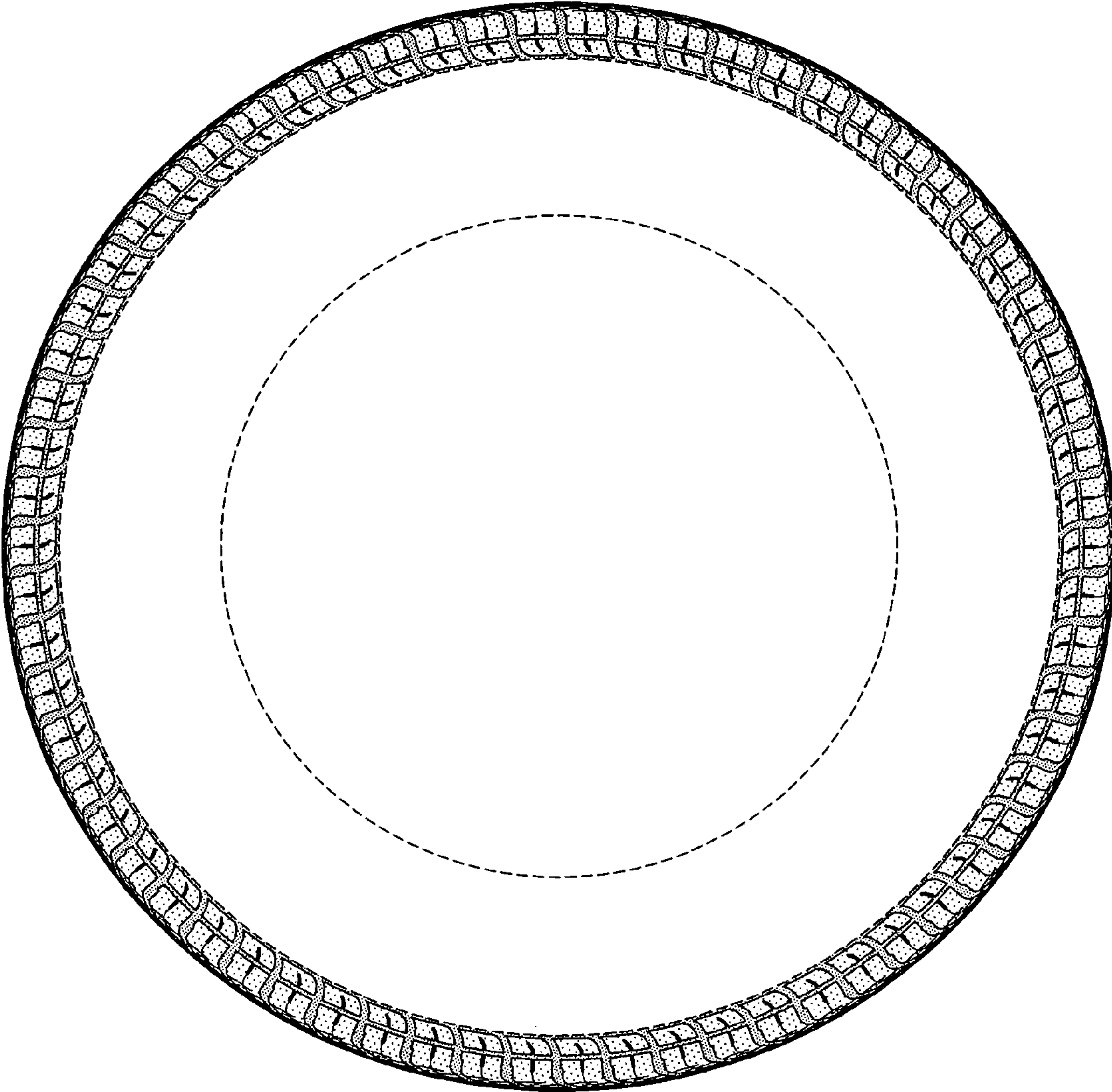


FIG-3



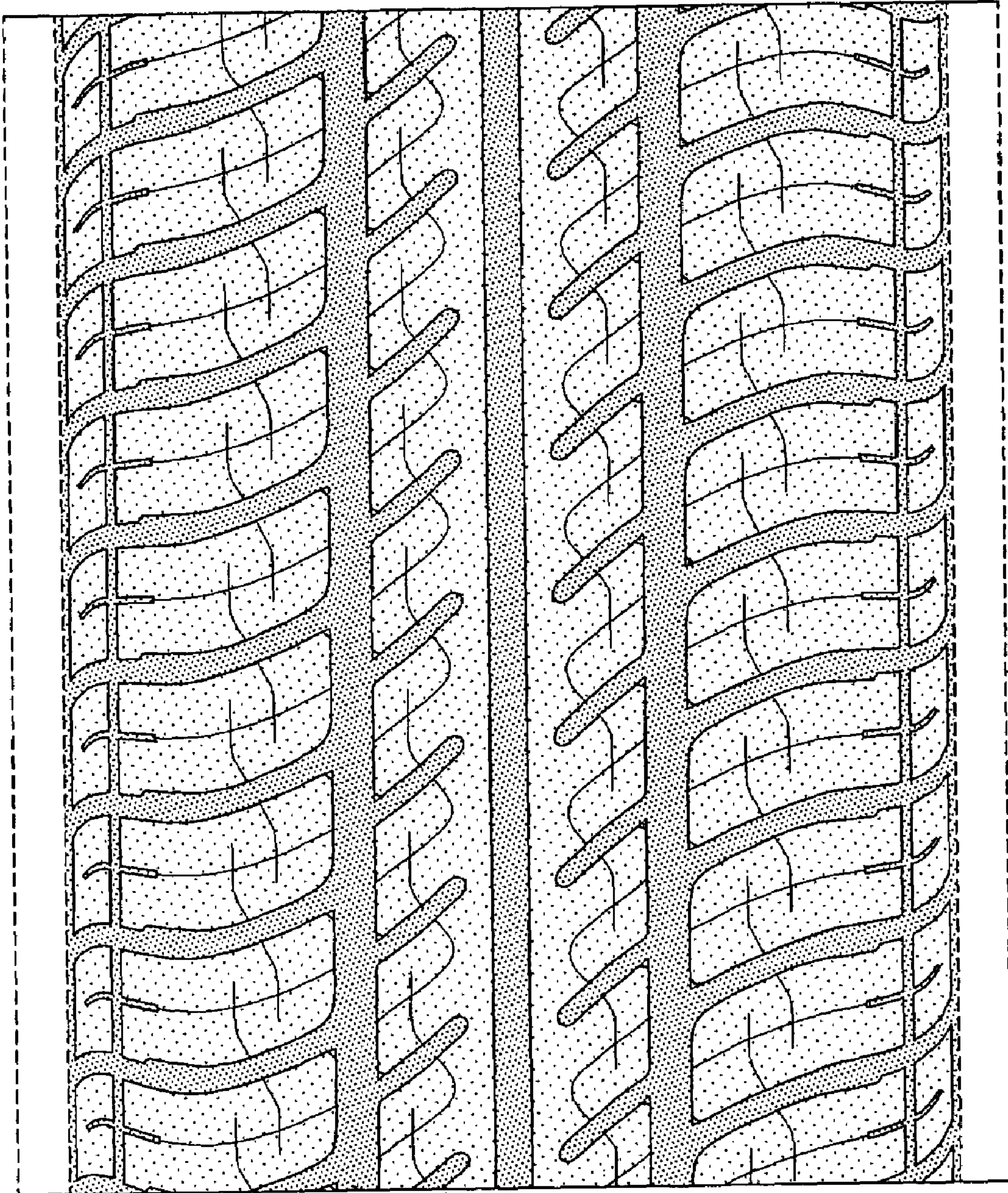


FIG-4