

US00D560595S

(12) **United States Design Patent**
Bindner et al.

(10) **Patent No.:** **US D560,595 S**
(45) **Date of Patent:** **** Jan. 29, 2008**

(54) **TIRE TREAD**

(75) Inventors: **Olivier Francis Bindner**, Yutz (FR);
Serge Guillaume Feltes, Hagondange (FR); **Michel Marguerite Walther Ghislain Constant**, Bastogne (BE); **Jean Joseph Victor Collette**, Arlon (BE); **Laurent Rena Nicolas Haas**, Garche Thionville (FR); **Percy Anthony LeMaire**, Clemency (LU)

(73) Assignee: **The Goodyear Tire & Rubber Company**, Akron, OH (US)

(**) Term: **14 Years**

(21) Appl. No.: **29/271,938**

(22) Filed: **Jan. 30, 2007**

(51) **LOC (8) Cl.** **12-15**

(52) **U.S. Cl.** **D12/521; D12/523**

(58) **Field of Classification Search** D12/505-509, D12/512-520, 524-532, 521-523, 900, 901; 152/209.1, 209.8-209.18, 209.25, 455, 209.28
See application file for complete search history.

(56) **References Cited**

U.S. PATENT DOCUMENTS

D490,045 S	5/2004	Delue et al.	D12/519
D490,047 S	5/2004	Heinen et al.	D12/524
D490,048 S	5/2004	Heinen et al.	D12/524
D490,049 S	5/2004	Heinen et al.	D12/524
D512,013 S	11/2005	Delue et al.	D12/521

D524,231 S	*	7/2006	Marazzi et al.	D12/521
D524,233 S	*	7/2006	Marazzi et al.	D12/521
D524,235 S	*	7/2006	Marazzi et al.	D12/523
D524,236 S	*	7/2006	Marazzi et al.	D12/524
D531,108 S	*	10/2006	Marazzi et al.	D12/523
D545,756 S	*	7/2007	Feider et al.	D12/521
D546,272 S	*	7/2007	Shinohara et al.	D12/521

* cited by examiner

Primary Examiner—Stacia Cadmus

(74) *Attorney, Agent, or Firm*—Richard B. O’Planick

(57) **CLAIM**

The ornamental design for a tire tread, as shown and described.

DESCRIPTION

FIG. 1 is a perspective view of a tire tread showing our new design, it being understood that the pattern repeats uniformly throughout the circumference of the tread;

FIG. 2 is a front elevational view thereof;

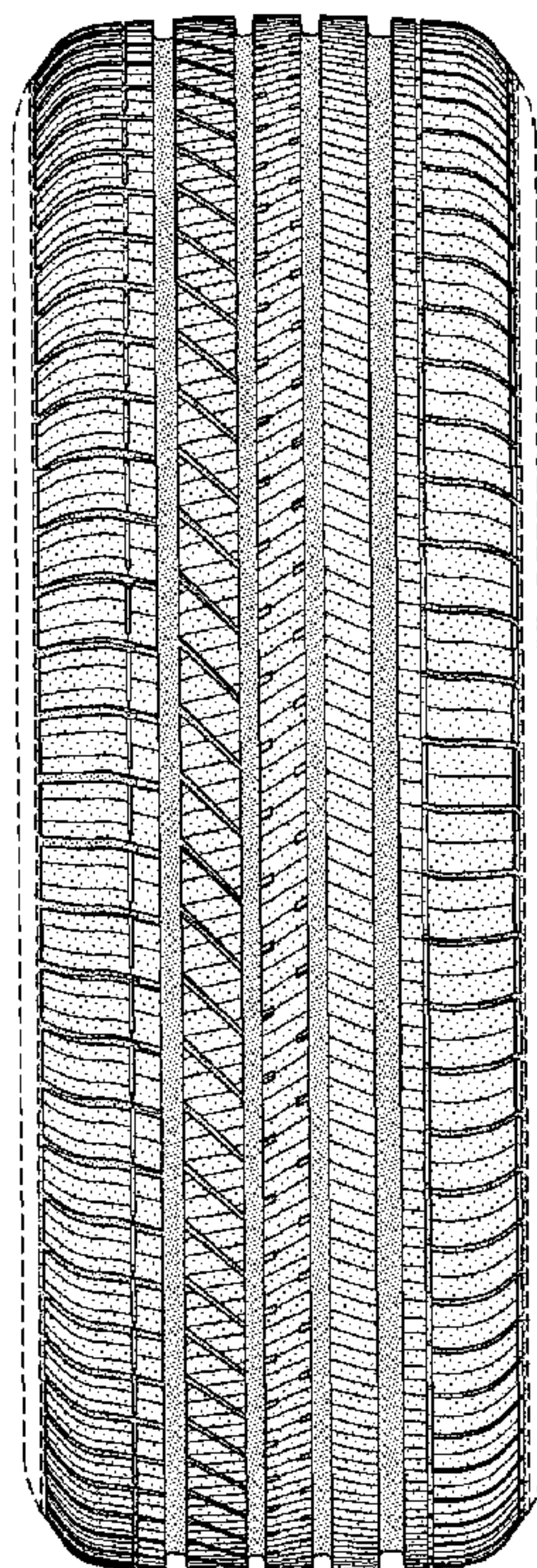
FIG. 3 is a right side elevational view thereof;

FIG. 4 is a left side elevational view thereof; and,

FIG. 5 is an enlarged fragmentary front elevational view thereof.

In the drawings, the broken lines defining the sidewall, inner bead and the peripheral boundary between the tire tread and the sidewall are for illustrative purposes only and form no part of the claimed design.

1 Claim, 5 Drawing Sheets



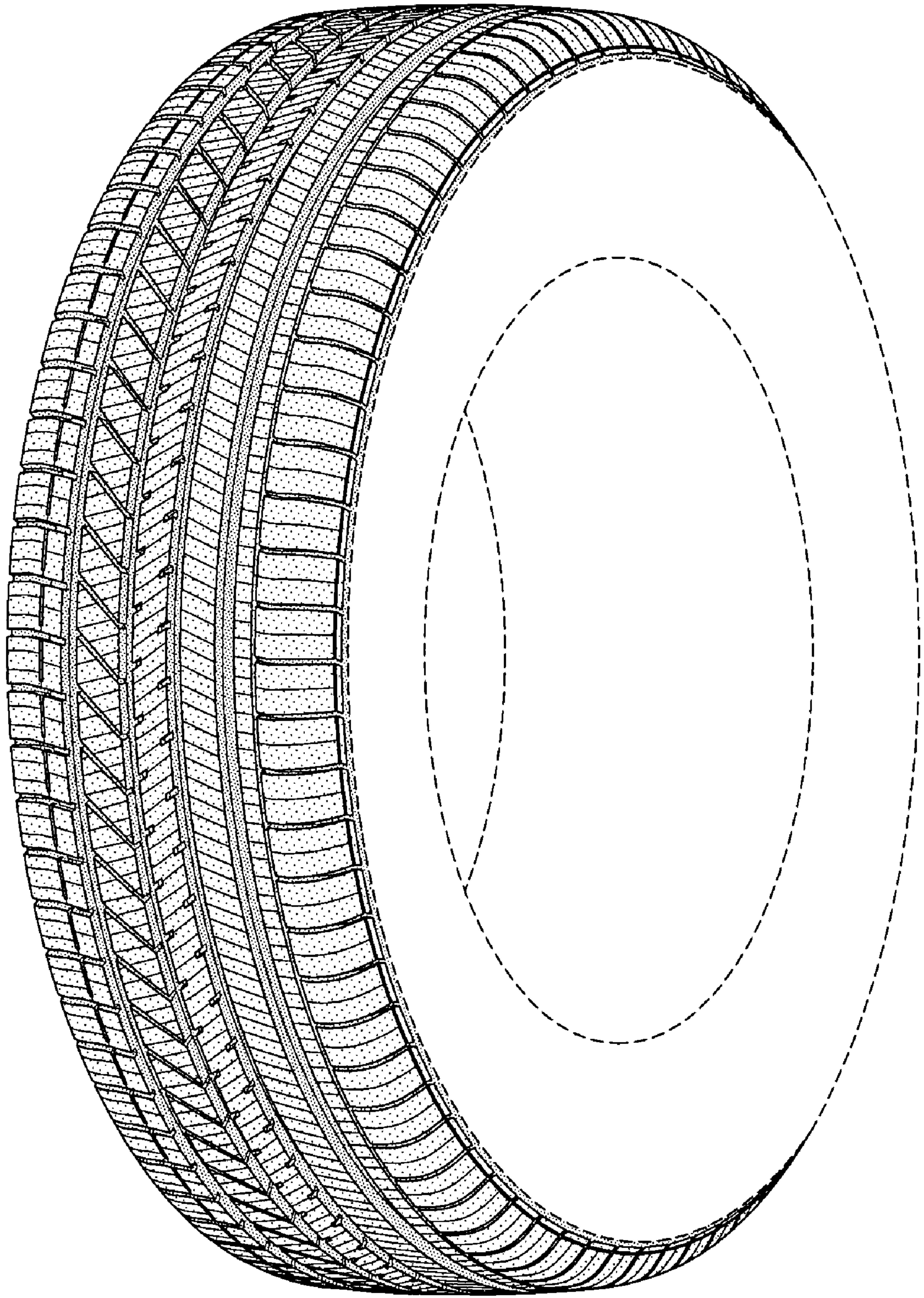


FIG-1

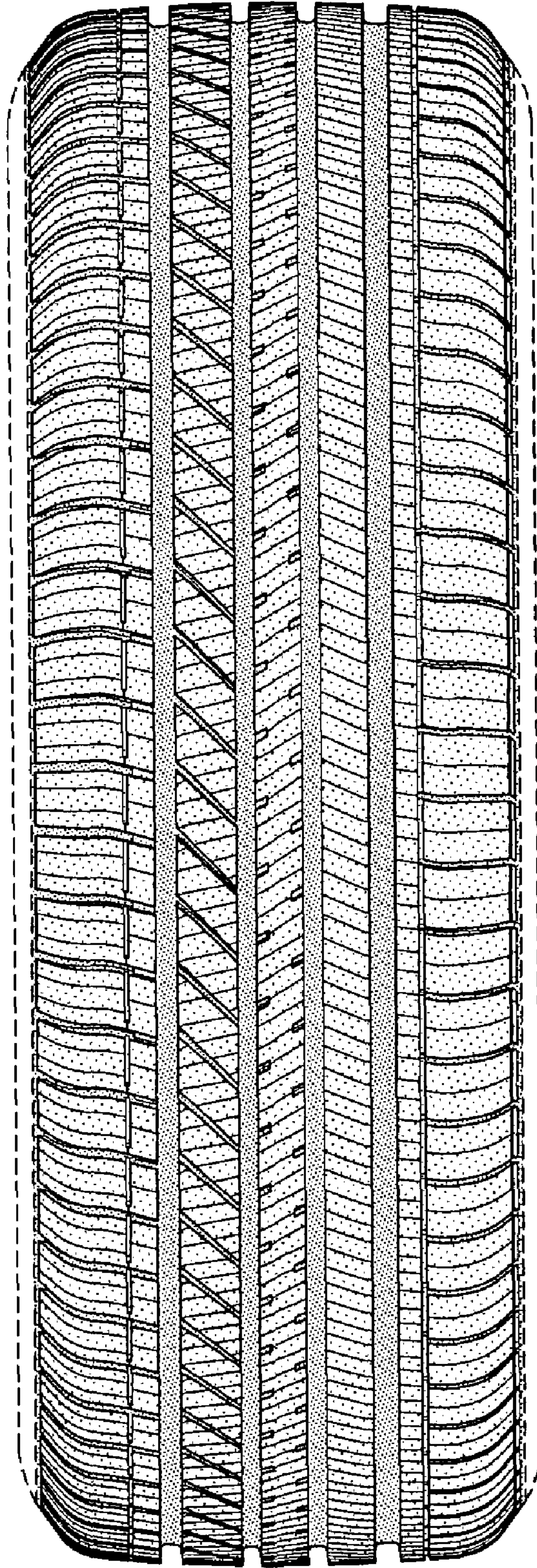


FIG-2

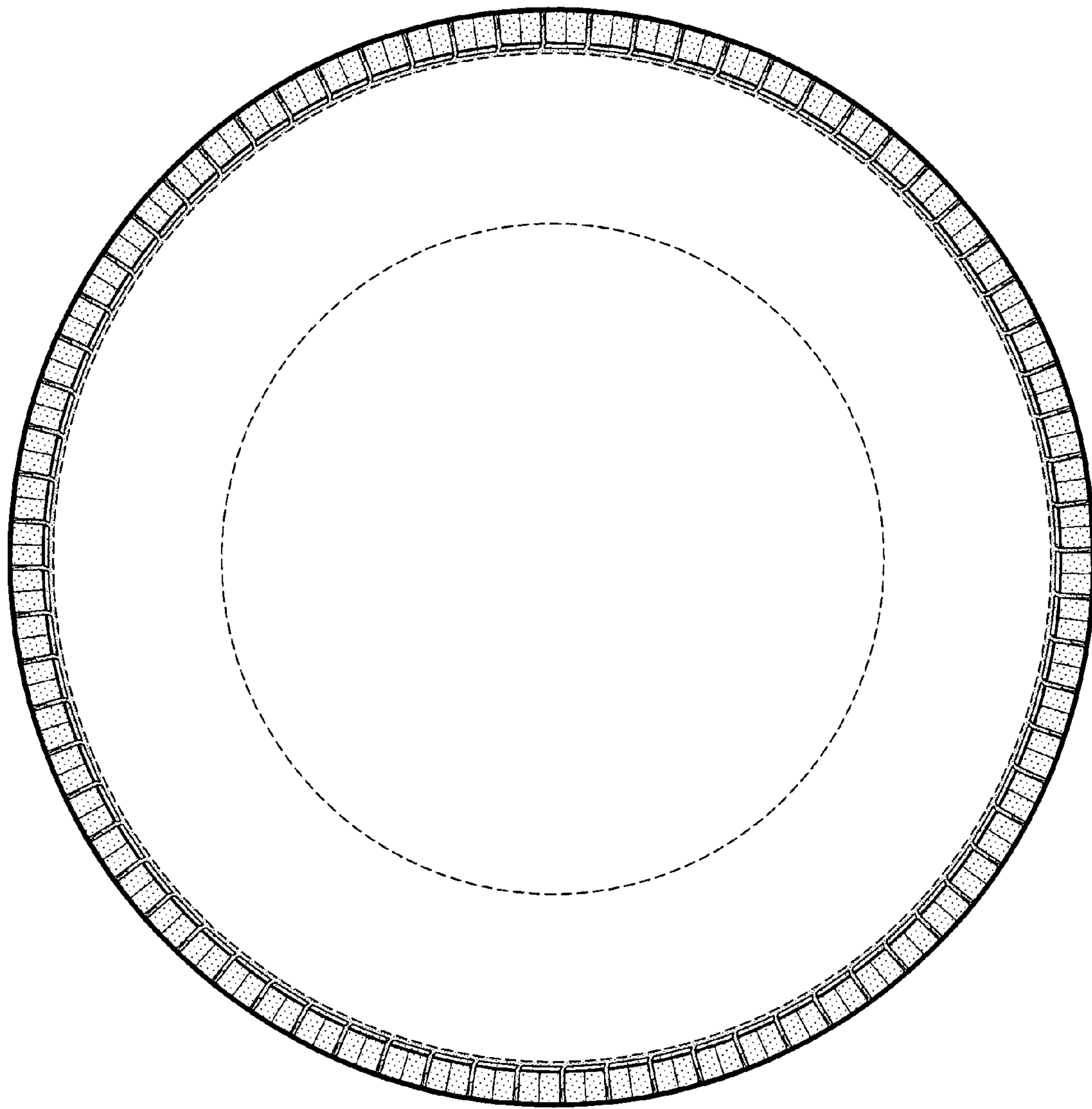


FIG-3

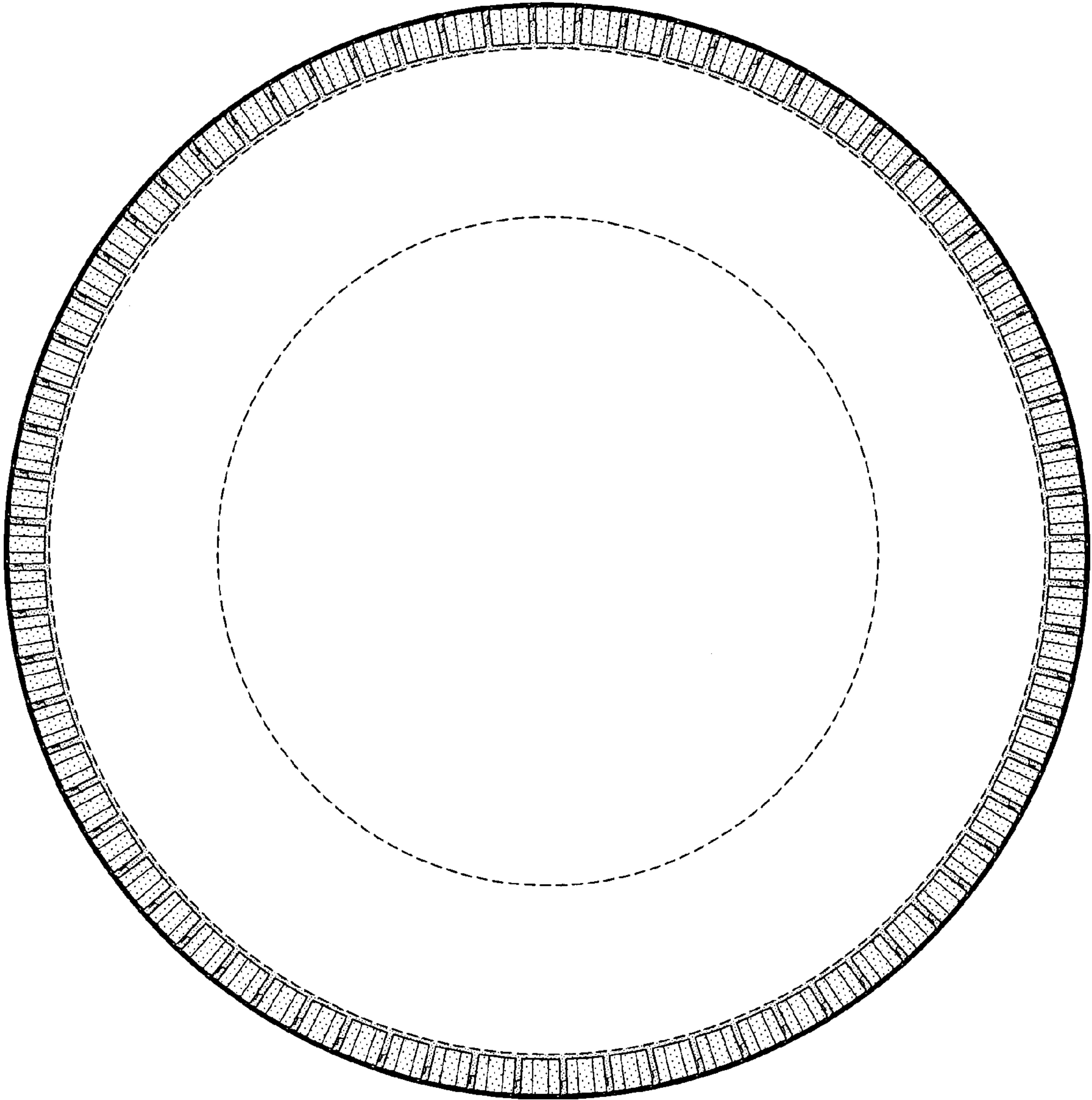


FIG-4

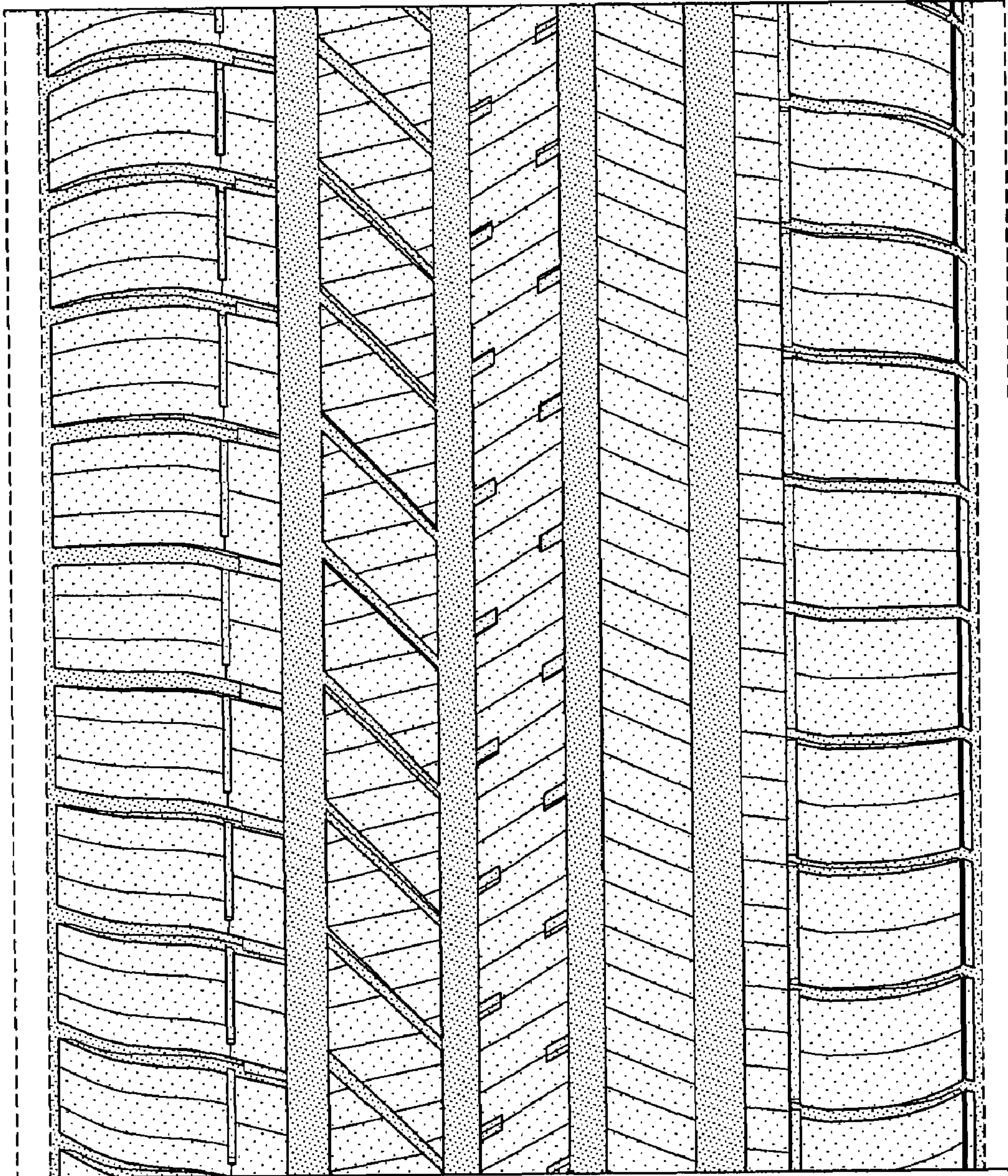


FIG-5