



US00D560589S

(12) **United States Design Patent**  
**Celik**

(10) **Patent No.:** **US D560,589 S**

(45) **Date of Patent:** **\*\* Jan. 29, 2008**

(54) **WHEEL RIM**

(76) **Inventor:** **Norman Celik**, 12720 Wentworth St.,  
Arleta, CA (US) 91331

(\*\*) **Term:** **14 Years**

(21) **Appl. No.:** **29/272,759**

(22) **Filed:** **Feb. 16, 2007**

(51) **LOC (8) Cl.** ..... **12-16**

(52) **U.S. Cl.** ..... **D12/211**

(58) **Field of Classification Search** ..... D12/204-213;  
301/37.101, 64.101, 65

See application file for complete search history.

(56) **References Cited**

**U.S. PATENT DOCUMENTS**

- D344,924 S \* 3/1994 Braungart et al. .... D12/211
- D520,933 S \* 5/2006 Pfeiffer ..... D12/211
- D523,801 S \* 6/2006 Madden ..... D12/211
- D527,326 S \* 8/2006 Pfeiffer ..... D12/209

- D529,854 S \* 10/2006 Scheu ..... D12/211
- D532,356 S \* 11/2006 Bernoni ..... D12/211
- D532,739 S \* 11/2006 Ettensberger ..... D12/211
- D539,722 S \* 4/2007 Pfeiffer ..... D12/211
- D546,747 S \* 7/2007 Pfeiffer ..... D12/211
- D547,711 S \* 7/2007 Young ..... D12/211

\* cited by examiner

*Primary Examiner*—Stacia Cadmus

(74) *Attorney, Agent, or Firm*—Raymond Y. Chan; David  
and Raymond Patent Group

(57) **CLAIM**

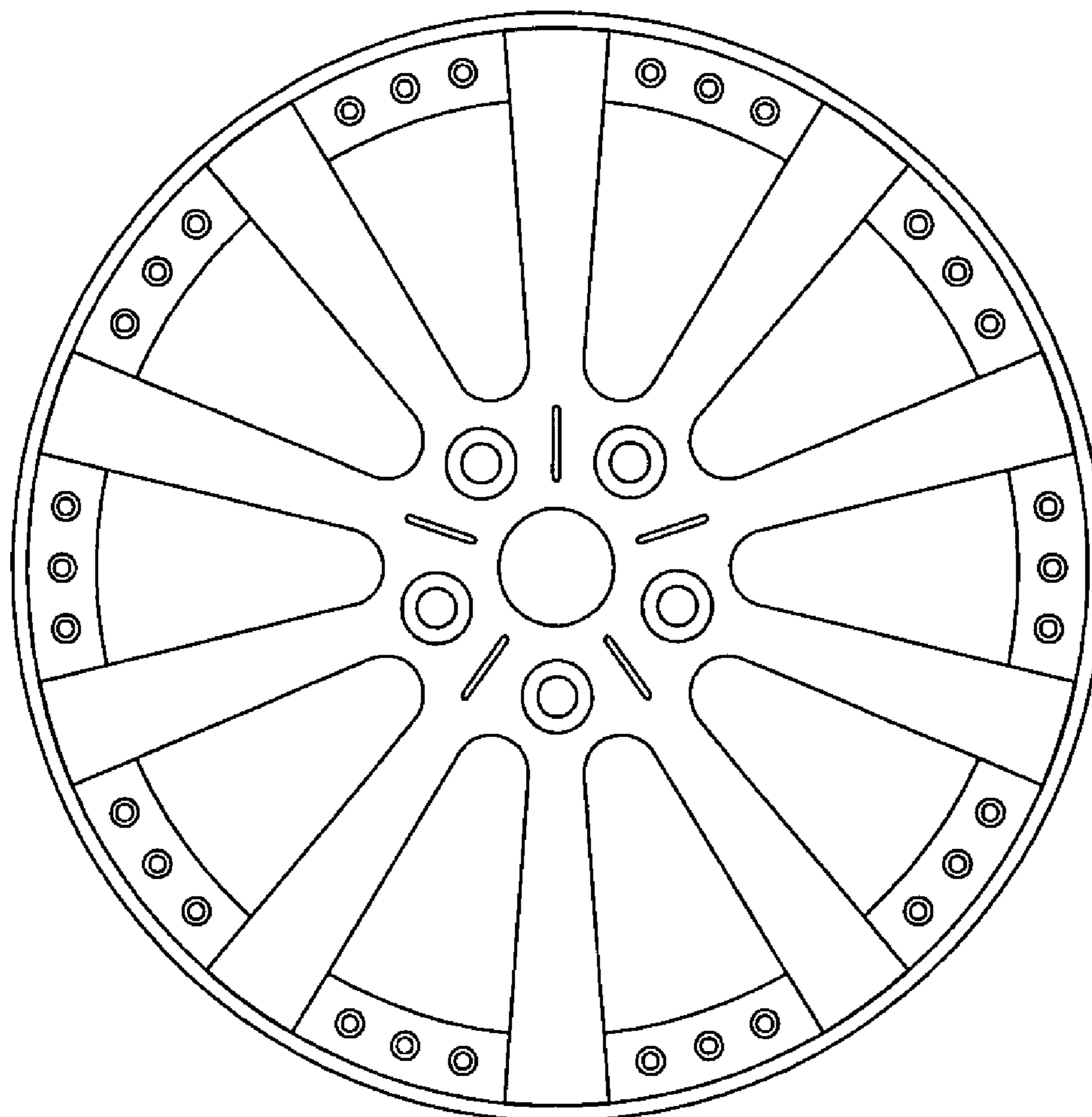
The ornamental design for a wheel rim, as shown and  
described.

**DESCRIPTION**

FIG. 1 is a perspective view of wheel rim showing my new  
design; and,

FIG. 2 is a front view thereof.

**1 Claim, 2 Drawing Sheets**



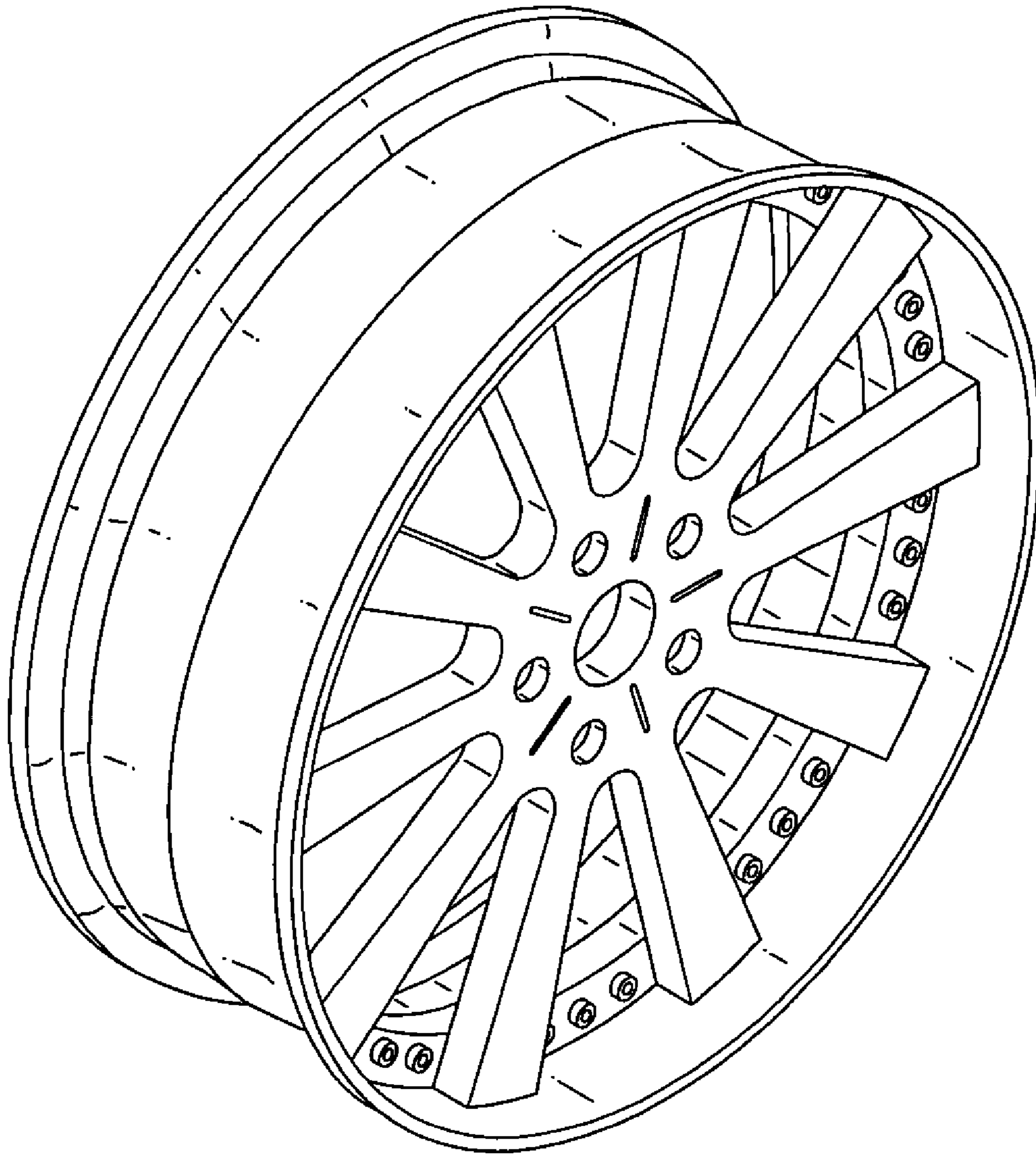


Fig. 1

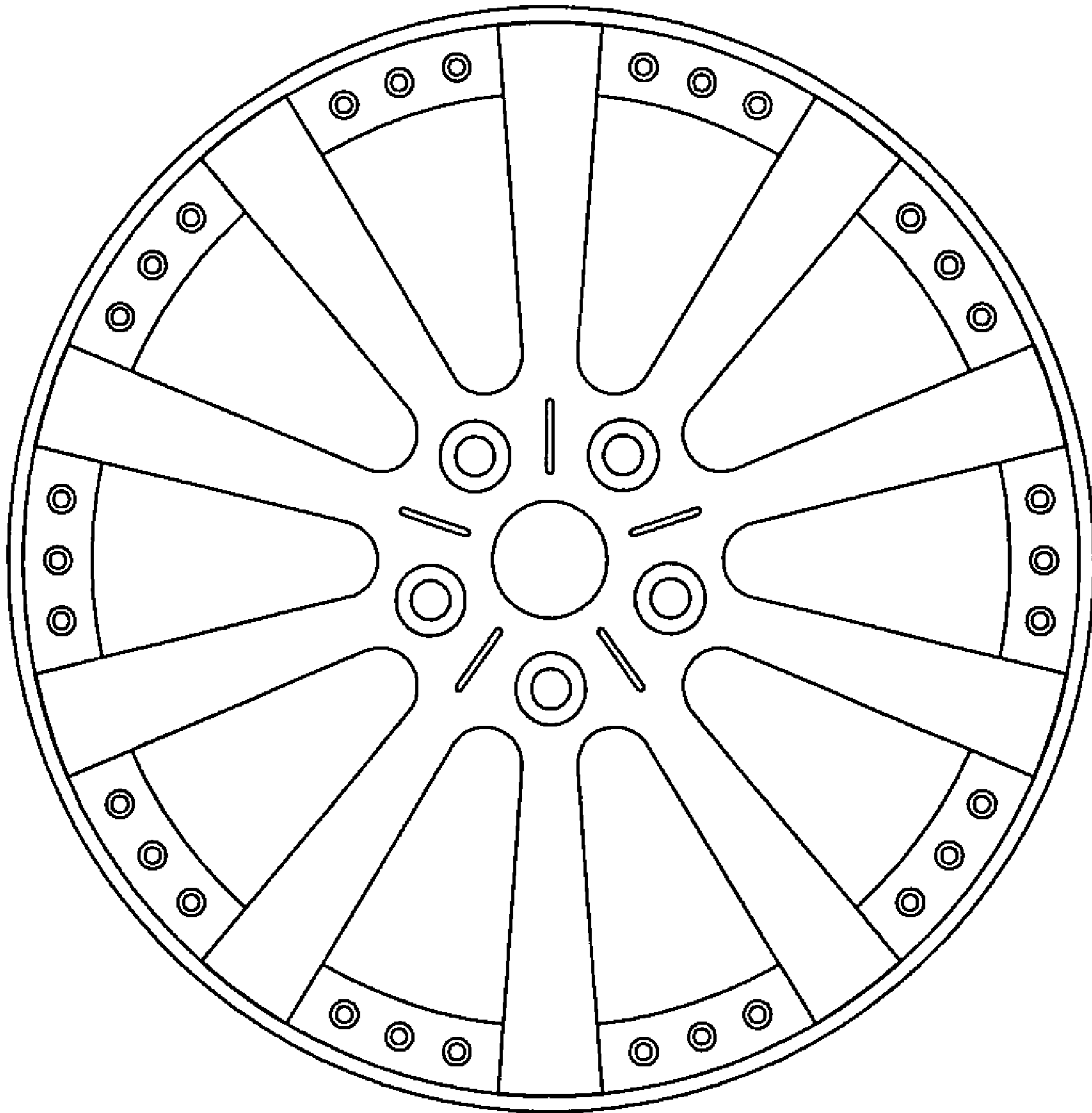


Fig. 2