

US00D560570S

(12) **United States Design Patent**
Rester

(10) **Patent No.:** **US D560,570 S**

(45) **Date of Patent:** **** Jan. 29, 2008**

(54) **PATTERN FOR A VEHICLE GRILLE**

(57) **CLAIM**

(76) **Inventor:** **Robert Rester**, 9419 Ann St., Santa Fe Springs, CA (US) 90670

I claim the ornamental design for a pattern for a vehicle grille, as shown and described.

(**) **Term:** **14 Years**

DESCRIPTION

(21) **Appl. No.:** **29/268,214**

A portion of the disclosure of this patent document contains material which is subject to copyright protection. The copyright owner has no objection to the facsimile reproduction by anyone of the patent document or the patent disclosure as it appears in the Patent and Trademark Office patent file or records, but otherwise reserves all copyright rights whatsoever.

(22) **Filed:** **Nov. 1, 2006**

(51) **LOC (8) Cl.** **12-16**

(52) **U.S. Cl.** **D12/163**

(58) **Field of Classification Search** D12/163, D12/171, 90-92, 216, 169, 196; 180/68.1, 180/68.6; 296/193.1; 293/102, 113, 115
See application file for complete search history.

FIG. 1 is an enlarged fragmentary front elevational view illustrating a pattern for a vehicle grille embodying my new design, with broken lines indicating an indeterminate length and width of the grille and forming no part of the design;

(56) **References Cited**

U.S. PATENT DOCUMENTS

D420,959 S	2/2000	Sousamian	
D420,960 S	2/2000	Sousamian	
D420,961 S	2/2000	Sousamian	
D421,585 S	3/2000	Sousamian	
D425,834 S	5/2000	Sousamian	
D427,119 S	6/2000	Sousamian	
D476,604 S	7/2003	Longfellow	
D480,997 S	10/2003	DeBerti	
D497,849 S *	11/2004	Yanase	D12/163
D509,463 S *	9/2005	Nakamura et al.	D12/163
D522,935 S *	6/2006	Marchese et al.	D12/163
D533,484 S *	12/2006	Behmer et al.	D12/163
D535,223 S *	1/2007	Gaffka et al.	D12/163
D546,247 S *	7/2007	Abbett	D12/163

FIG. 2 is a sectional view taken along line 2—2 of FIG. 1, shown only to illustrate one possible shape of the grille, although the shape of the grille does not form any part of the design;

FIG. 3 is a front elevational view shown only to illustrate one possible shape of a grille having the pattern of the claimed design, with a border of the possible shape being delineated by broken lines, the shape of the grille and the border do not form any part of the claimed design; and,

FIG. 4 is a sectional view taken along line 4—4 of FIG. 3, shown only to illustrate one possible shape of a grille having the pattern of the claimed design, the shape of the grille and the border do not form any part of the claimed design.

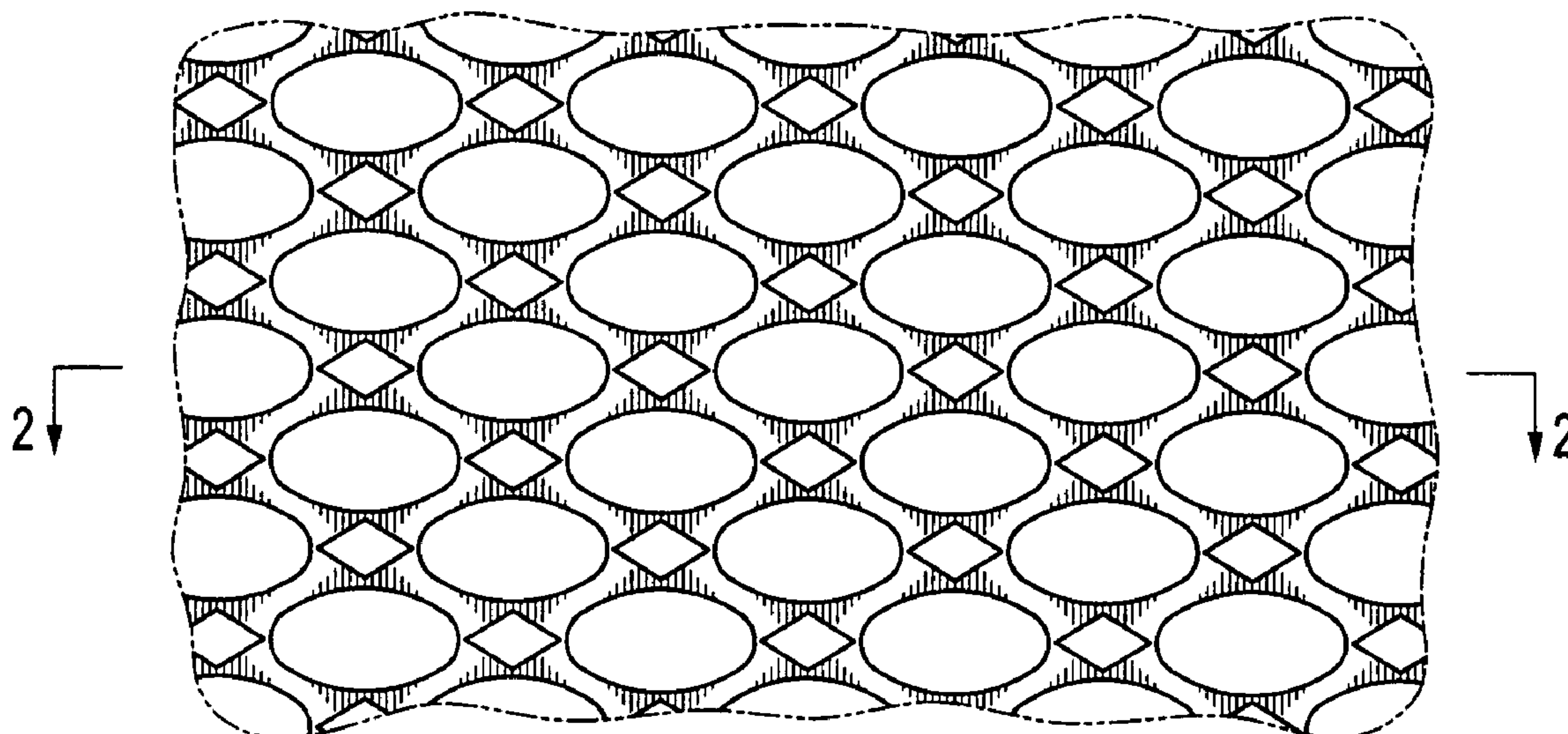
The left, right, rear and top and bottom elevational views are omitted because they do not necessarily show the claimed design of a pattern for a vehicle grille. The broken line disclosure, as well as the shading, are for illustrative purposes only and forms no part of the claimed design.

* cited by examiner

Primary Examiner—Melody N. Brown

(74) *Attorney, Agent, or Firm*—Phillip H. Haymond

1 Claim, 2 Drawing Sheets






FIG. 1



FIG. 2




FIG. 3



FIG. 4