



US00D560562S

(12) **United States Design Patent**
Egan et al.

(10) **Patent No.:** **US D560,562 S**
(45) **Date of Patent:** **** Jan. 29, 2008**

(54) **MOTORCYCLE FOOT PEG**

(75) Inventors: **Craig P. Egan**, Peterborough (CA);
Stuart R. Moe, Dresser, WI (US)

(73) Assignee: **Kuryakyn Holdings, Inc.**, Somerset,
WI (US)

(**) Term: **14 Years**

(21) Appl. No.: **29/272,108**

(22) Filed: **Feb. 1, 2007**

(51) **LOC (8) Cl.** **12-11**

(52) **U.S. Cl.** **D12/114**

(58) **Field of Classification Search** D12/110,
D12/114, 122, 125, 203; 180/219, 230; 296/75;
74/478, 512, 560, 562.5, 564, 594.4, 594.7;
280/288.4, 291, 163, 164.1

See application file for complete search history.

(56) **References Cited**

OTHER PUBLICATIONS

Drag Specialties 2003 FatBook, Chrome Billet Footpegs with
rubber insert, product No. 1904-2002, on p. 798.*

Kuryakyn Catalog, 1999, 2 pgs. (front page and p. 23).

Kuryakyn Catalog, 2003 "Bring Chrome to the People" 2 pgs. (front
page and p. 39).

* cited by examiner

Primary Examiner—Cathron Brooks

Assistant Examiner—Linda Brooks

(74) *Attorney, Agent, or Firm*—Dicke, Billig & Czaja,
PLLC

(57) **CLAIM**

The ornamental design for a motorcycle foot peg, as shown
and described herein.

DESCRIPTION

FIG. 1 is a top perspective view of the motorcycle foot peg
of the present invention.

FIG. 2 is a left side elevation view of the motorcycle foot
peg of FIG. 1.

FIG. 3 is a right side elevation view of the motorcycle foot
peg of FIG. 1.

FIG. 4 is a rear side elevation view of the motorcycle foot
peg of FIG. 1.


FIG. 5 is a front side elevation view of the motorcycle foot
peg of FIG. 1.

FIG. 6 is a top plan view of the motorcycle foot peg of FIG.
1; and,

FIG. 7 is a bottom plan view of the motorcycle foot peg of
FIG. 1.

Those portions of the motorcycle foot peg shown in broken
lines are included for illustrative purposes only and form no
part of the claimed design.

1 Claim, 4 Drawing Sheets






Fig. 1

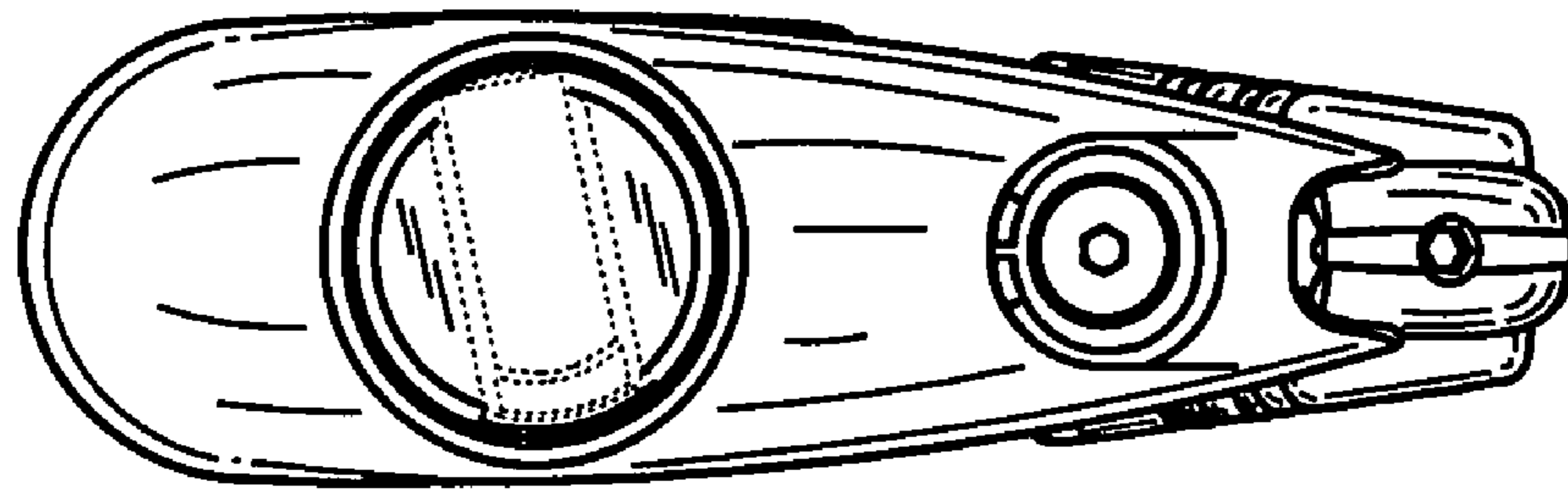


Fig. 2

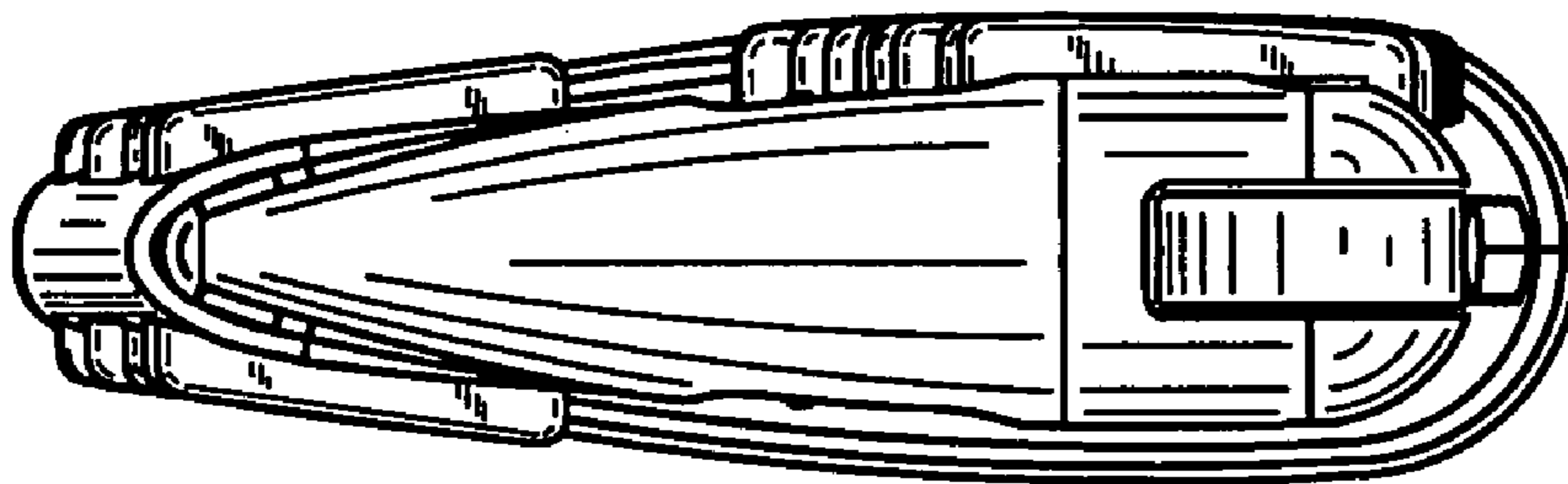


Fig. 3




Fig. 4

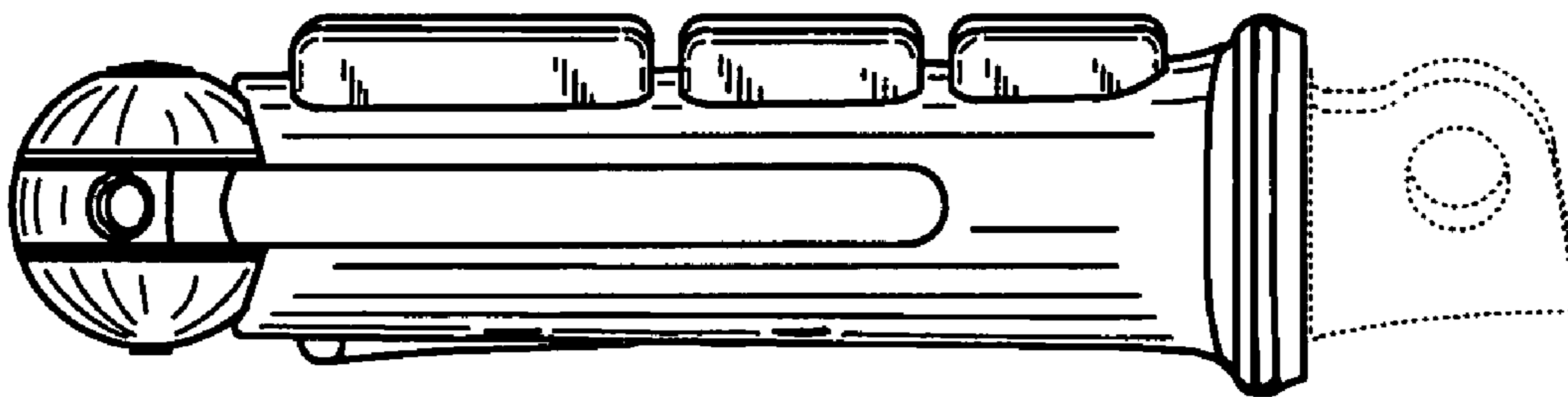


Fig. 5

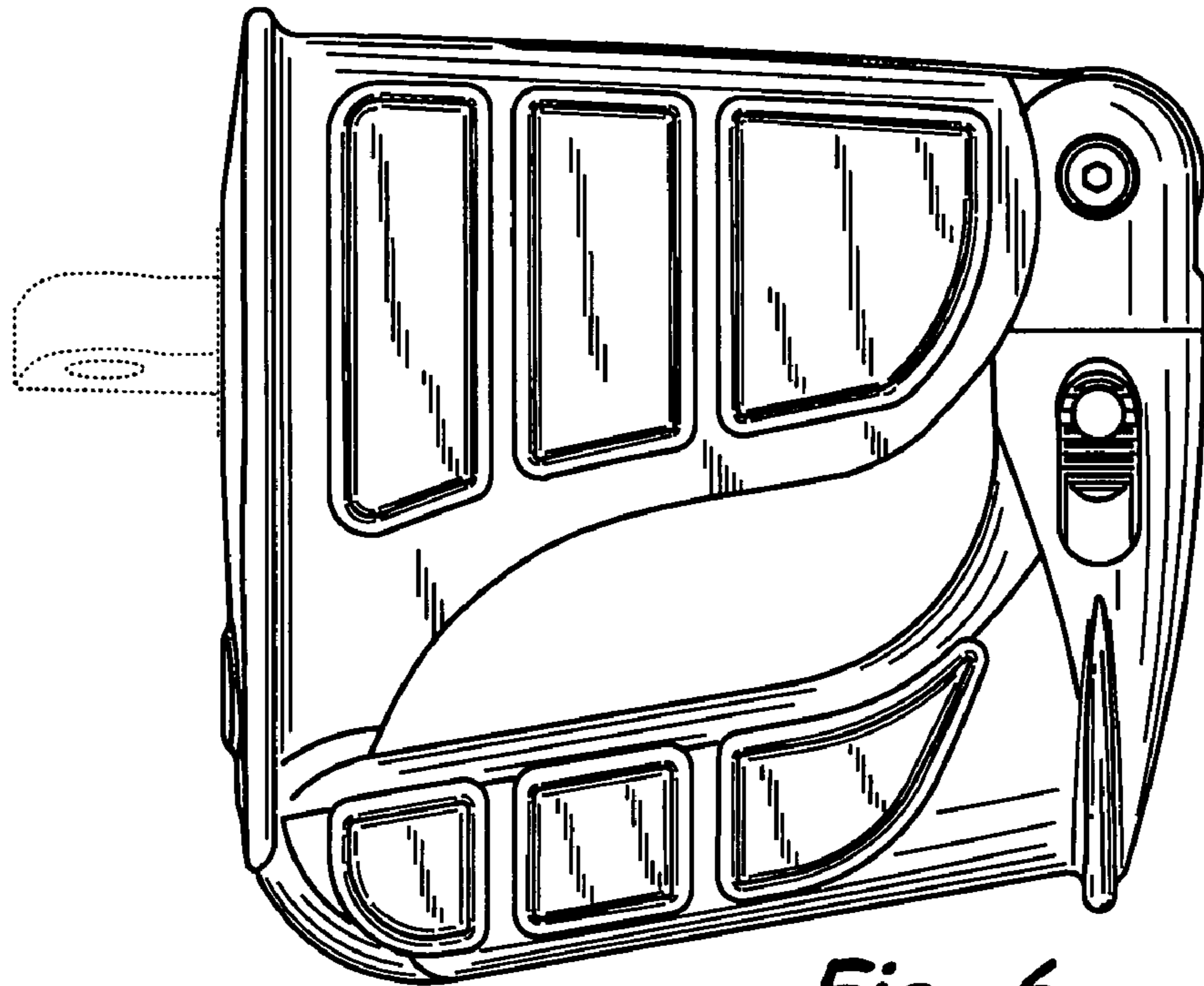


Fig. 6

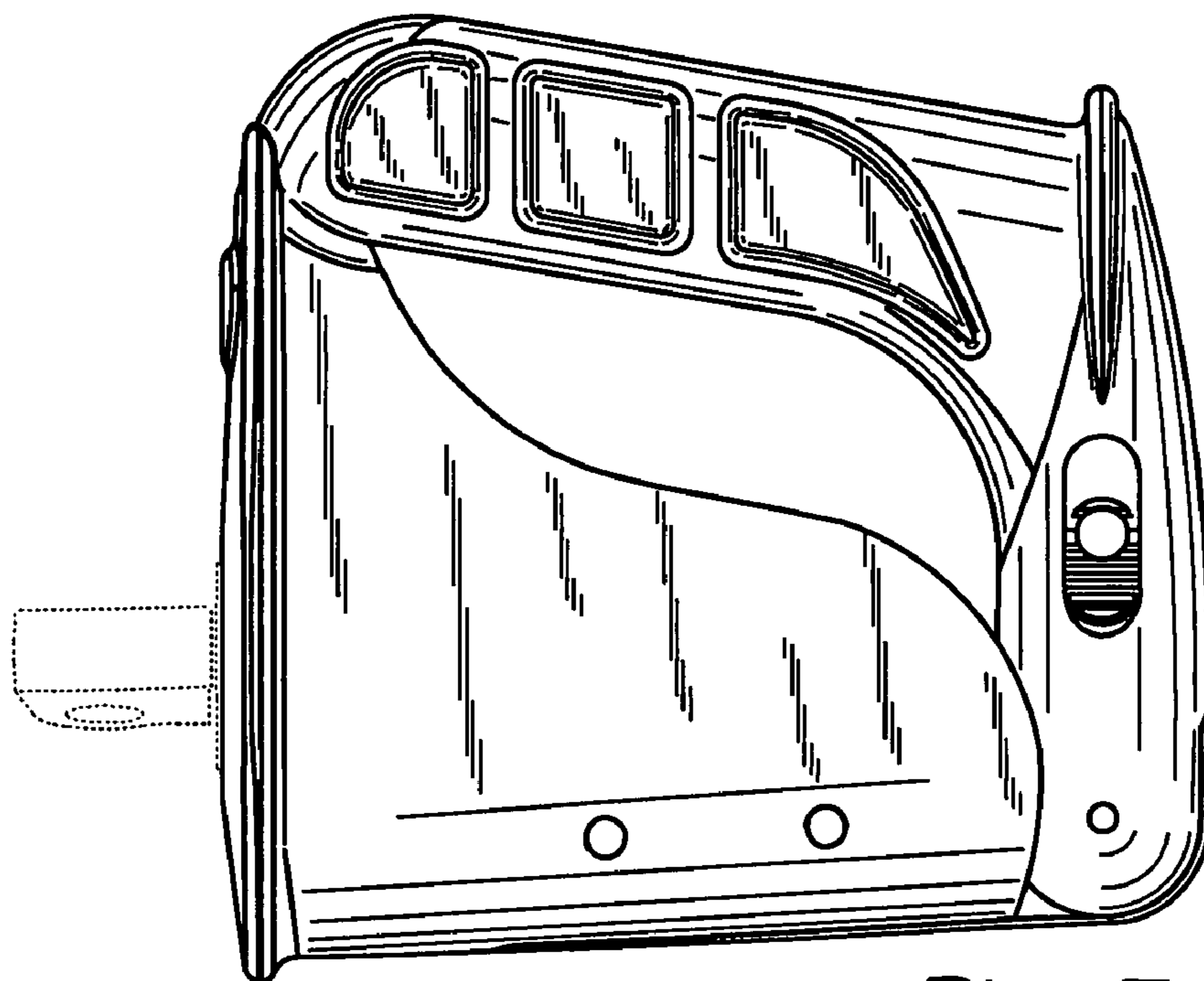


Fig. 7