



US00D560559S

(12) **United States Design Patent**  
**Yin et al.**

(10) **Patent No.:** **US D560,559 S**  
(45) **Date of Patent:** **\*\* Jan. 29, 2008**

(54) **ATV**

(75) **Inventors:** **Mingshan Yin**, Chongqing (CN);  
**Wanjin Long**, Chongqing (CN); **Yuejin Xu**, Chongqing (CN); **Xubing Zhang**, Chongqing (CN); **Liangqian Chen**, Tongliang (CN)

(73) **Assignee:** **Lifan Industry (Group) Co., Ltd.**, Chongqing (CN)

(\*\*) **Term:** **14 Years**

(21) **Appl. No.:** **29/244,689**

(22) **Filed:** **Dec. 12, 2005**

(30) **Foreign Application Priority Data**

Jul. 15, 2005 (CN) ..... 2005 3 0010711

(51) **LOC (8) Cl.** ..... **12-11**

(52) **U.S. Cl.** ..... **D12/107**

(58) **Field of Classification Search** ..... D12/3,  
D12/86, 87, 107, 110; 180/225, 229, 233,  
180/311, 312, 315

See application file for complete search history.

(56) **References Cited**

U.S. PATENT DOCUMENTS

D412,464 S 8/1999 Ichihara et al.  
D438,823 S 3/2001 Luh

*Primary Examiner*—Cathron Brooks

*Assistant Examiner*—Linda Brooks

(74) *Attorney, Agent, or Firm*—Kenyon & Kenyon LLP

(57) **CLAIM**

The ornamental design for an ATV, as shown and described.

**DESCRIPTION**

FIG. 1 is a right side view of an ATV showing our new design;

FIG. 2 is a left side view thereof;



FIG. 3 is a back view thereof,

FIG. 4 is a front view thereof;


FIG. 5 is a top view thereof; and,

FIG. 6 is a perspective view thereof.


**1 Claim, 3 Drawing Sheets**




**FIG. 1**




**FIG. 2**



**FIG. 3**

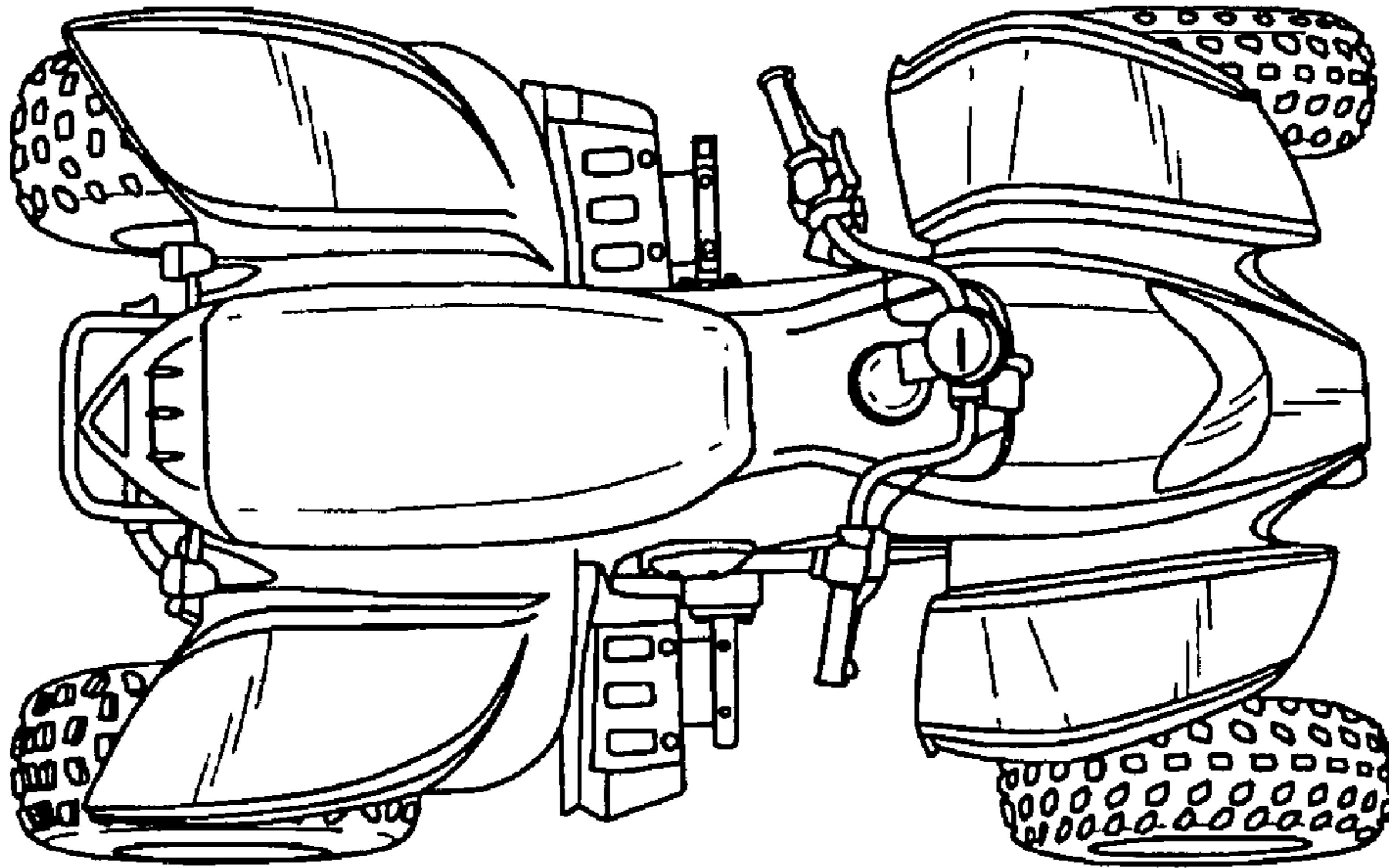


**FIG. 4**





**FIG. 5**



**FIG. 6**

