



US00D560557S

(12) **United States Design Patent**
Kulla et al.

(10) **Patent No.:** **US D560,557 S**
(45) **Date of Patent:** **** Jan. 29, 2008**

(54) **VEHICLE, TOY, AND/OR OTHER REPLICAS**

D547,698 S * 7/2007 Kulla D12/92
D549,614 S * 8/2007 Kulla et al. D12/92

(75) Inventors: **Matthias Kulla**, Leonberg (DE); **Grant Larson**, Ludwigsburg (DE)

* cited by examiner

(73) Assignee: **Dr. Ing. h.c.F. Porsche Aktiengesellschaft**, Stuttgart (DE)

Primary Examiner—Melody N. Brown
(74) *Attorney, Agent, or Firm*—Crowell & Moring LLP

(**) Term: **14 Years**

(57) **CLAIM**

(21) Appl. No.: **29/271,502**

The ornamental design for a vehicle, toy, and/or other replicas, as shown and described.

(22) Filed: **Jan. 22, 2007**

DESCRIPTION

(30) **Foreign Application Priority Data**

Jul. 20, 2006 (DE) 4 06 03 810

FIG. 1 is a left, front perspective view of a vehicle, toy, and/or other replicas according to our novel design, the right, front perspective view being mirror symmetrical;

(51) **LOC (8) Cl.** **12-08**

(52) **U.S. Cl.** **D12/92**

FIG. 2 is a left, rear perspective view thereof, the right, rear perspective view being mirror symmetrical;

(58) **Field of Classification Search** D12/90-92,
D12/86; 296/181.1, 181.5

See application file for complete search history.

FIG. 3 is a left side view thereof;

FIG. 4 is a right side view thereof;

FIG. 5 is a front view thereof;

FIG. 6 is a rear view thereof; and,

FIG. 7 is a top view thereof.


The broken lines are for illustrative purposes only and form no part of the claimed design.

(56) **References Cited**

U.S. PATENT DOCUMENTS

D507,207 S * 7/2005 Larson D12/92
D512,341 S * 12/2005 Larson D12/92
D514,984 S * 2/2006 Lai D12/92
D526,600 S * 8/2006 Lai D12/92
D547,240 S * 7/2007 Kulla D12/92

1 Claim, 5 Drawing Sheets






FIG. 1




FIG. 2

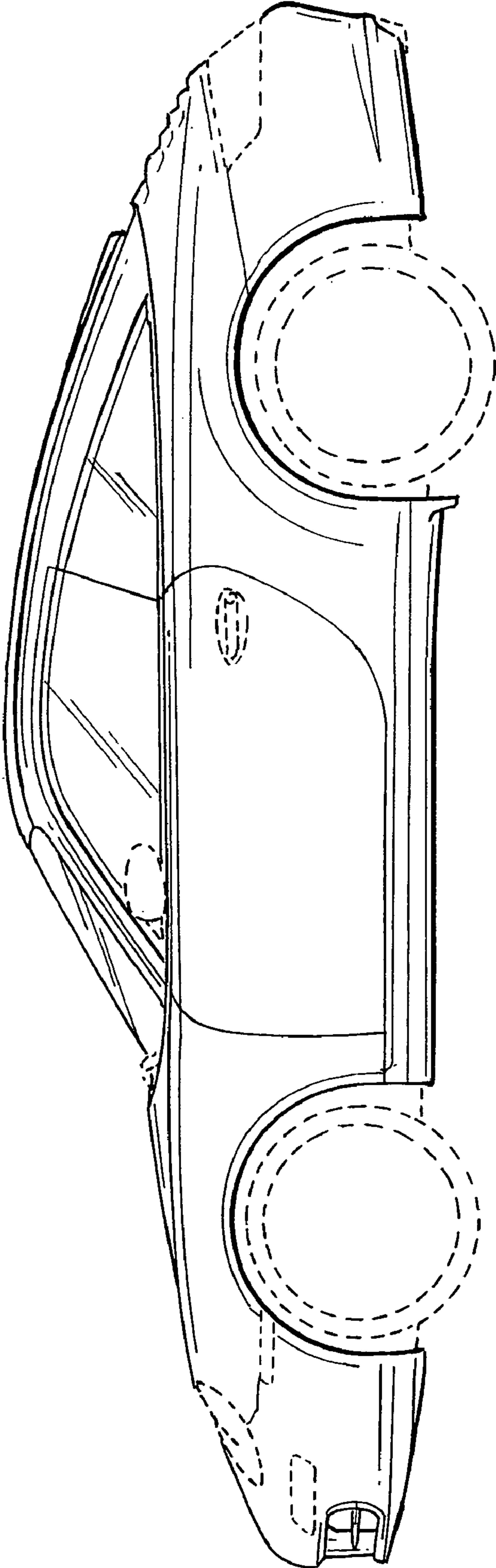


FIG. 3

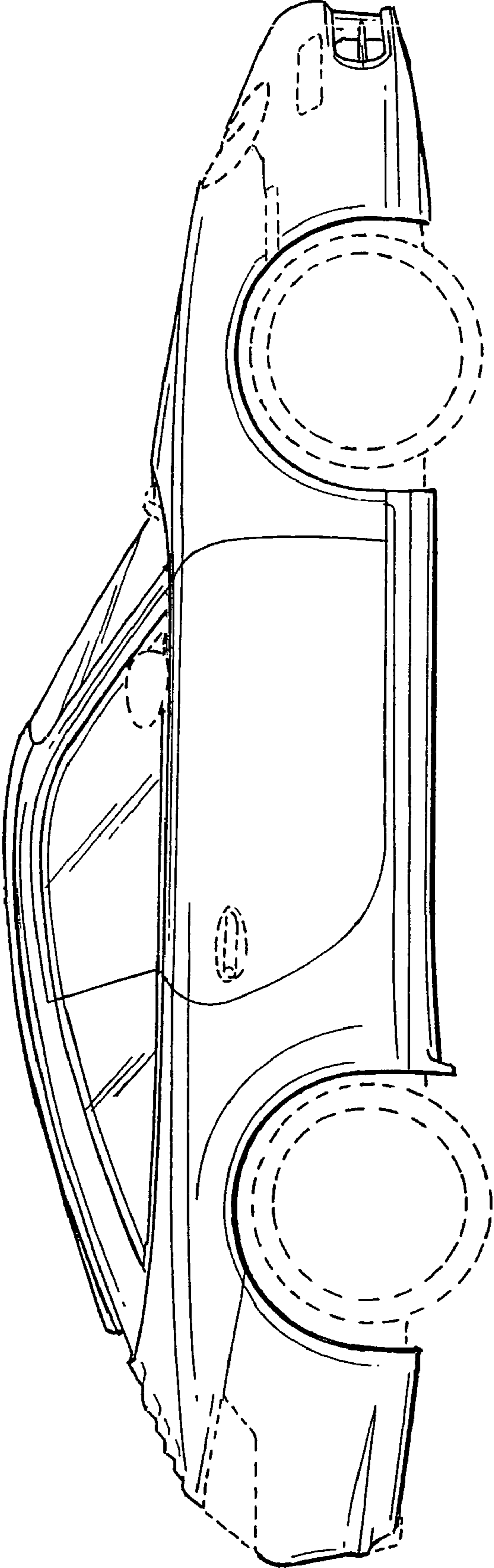


FIG. 4




FIG. 5




FIG. 6

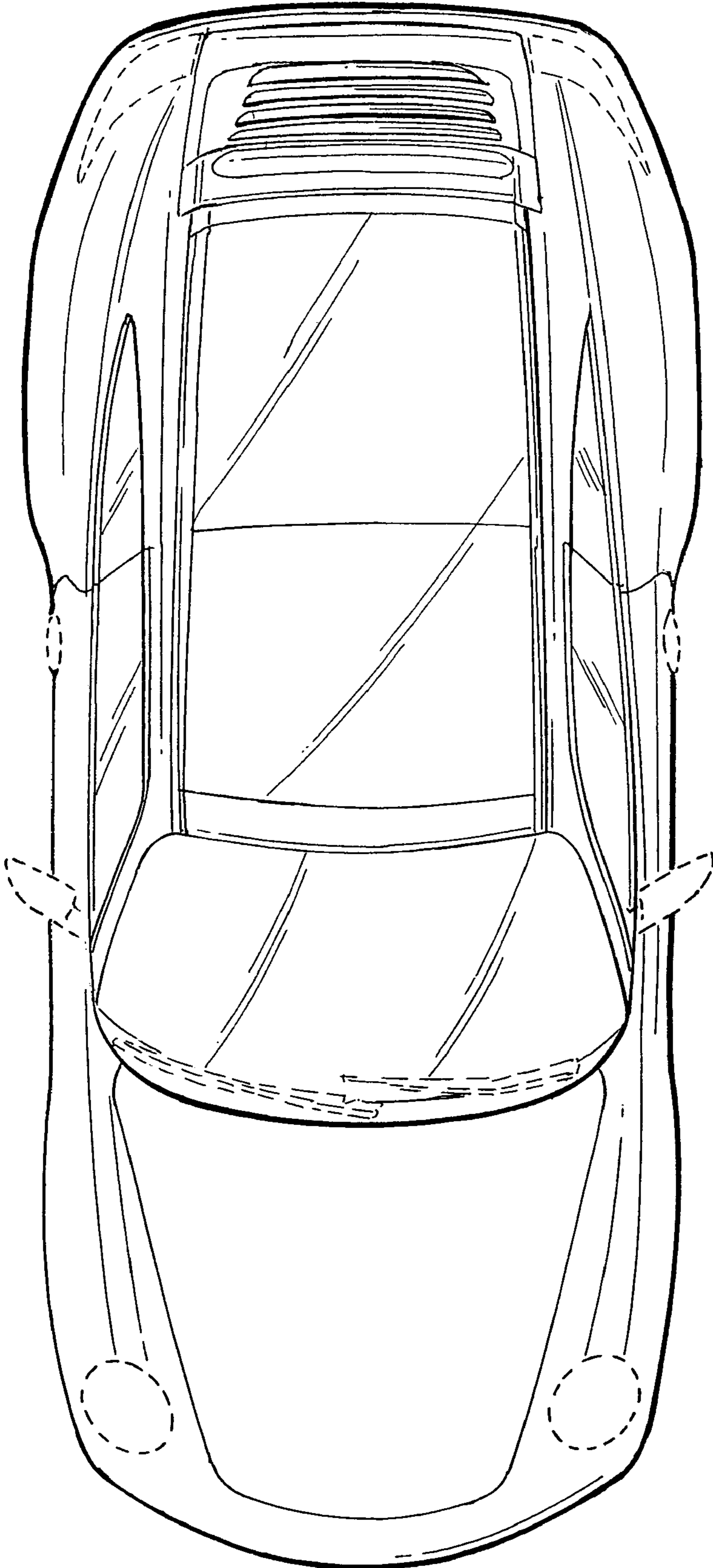


FIG. 7