

US00D560555S

(12) **United States Design Patent**  
**Pfeiffer**

(10) **Patent No.:** **US D560,555 S**

(45) **Date of Patent:** **\*\* Jan. 29, 2008**

(54) **VEHICLE, TOY, AND/OR OTHER REPLICAS**

(75) Inventor: **Peter Pfeiffer**, Boeblingen (DE)

(73) Assignee: **DaimlerChrysler AG**, Stuttgart (DE)

(\*\*) Term: **14 Years**

(21) Appl. No.: **29/271,453**

(22) Filed: **Jan. 19, 2007**

(30) **Foreign Application Priority Data**

Jul. 21, 2006 (DE) ..... 4 06 03 824

(51) **LOC (8) Cl.** ..... **12-08**

(52) **U.S. Cl.** ..... **D12/92**

(58) **Field of Classification Search** ..... D12/90-92,  
D12/86; 296/181.1, 181.5

See application file for complete search history.

(56) **References Cited**

**U.S. PATENT DOCUMENTS**

D456,314 S *	4/2002	Pfeiffer	.....	D12/92
D475,948 S *	6/2003	Sinkwitz	.....	D12/92
D514,027 S *	1/2006	Pfeiffer et al.	.....	D12/92
D543,135 S *	5/2007	Trostle et al.	.....	D12/92

\* cited by examiner

*Primary Examiner*—Melody N. Brown

(74) *Attorney, Agent, or Firm*—Crowell & Moring LLP

(57) **CLAIM**

The ornamental design for a vehicle, toy, and/or other replicas, as shown and described.

**DESCRIPTION**

This application is related to the following co-pending applications, of the inventor, filed on even date herewith: application Ser. No. 29/271,440, entitled “Headlight for a Vehicle”; application Ser. No. 29/271,441, entitled “Taillight for a Vehicle”; application Ser. No. 29/271,454, entitled “Vehicle, Toy, and/or Other Replicas”; application Ser. No. 29/271,443, entitled “Exhaust Pipe End for a Vehicle”; and application Ser. No. 29/271,444, entitled “Side Mirror for a Vehicle”.

FIG. 1 is a left, front perspective view of a vehicle, toy and/or other replicas according to my novel design, the right, front perspective view being mirror symmetrical;

FIG. 2 is a left, rear perspective view thereof, the right, rear perspective view being mirror symmetrical;

FIG. 3 is a left side view thereof;

FIG. 4 is a right side view thereof;


FIG. 5 is a front view thereof;

FIG. 6 is a rear view thereof; and,

FIG. 7 is a top view thereof.

The broken lines are for illustrative purposes only and form no part of the claimed design.

**1 Claim, 6 Drawing Sheets**



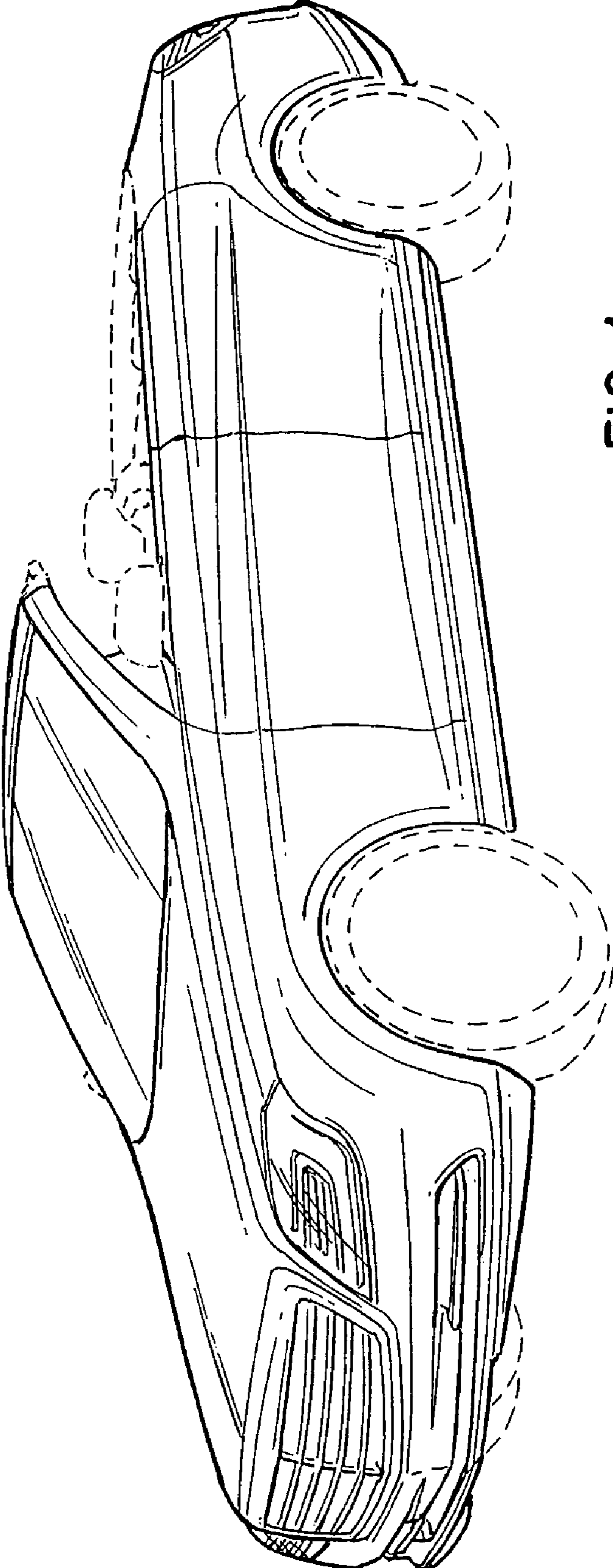


FIG. 1

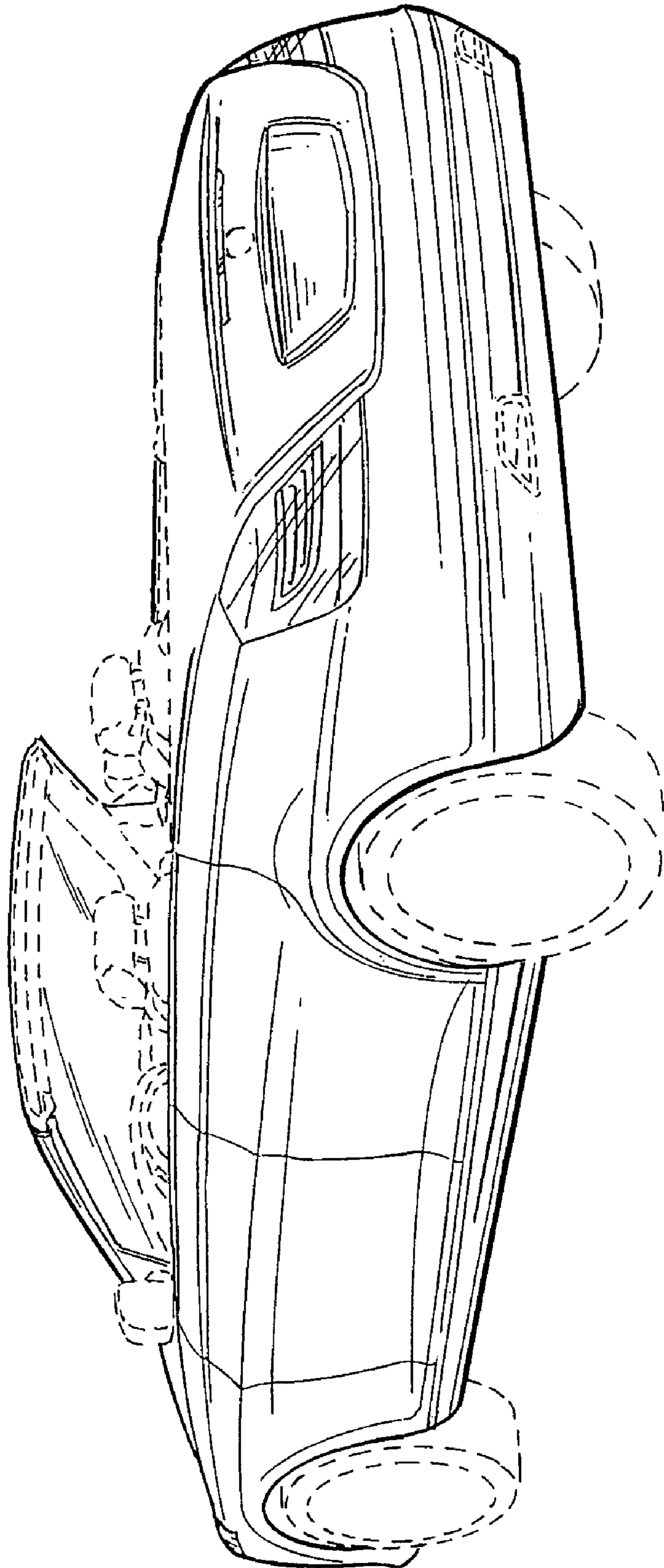


FIG. 2

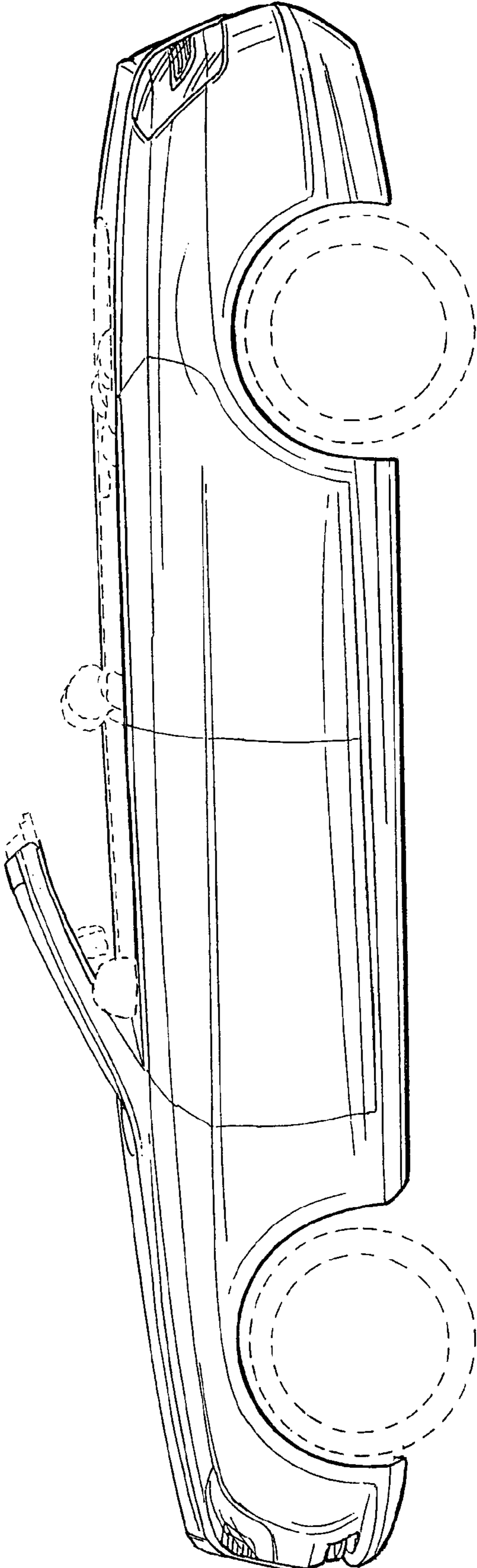


FIG. 3

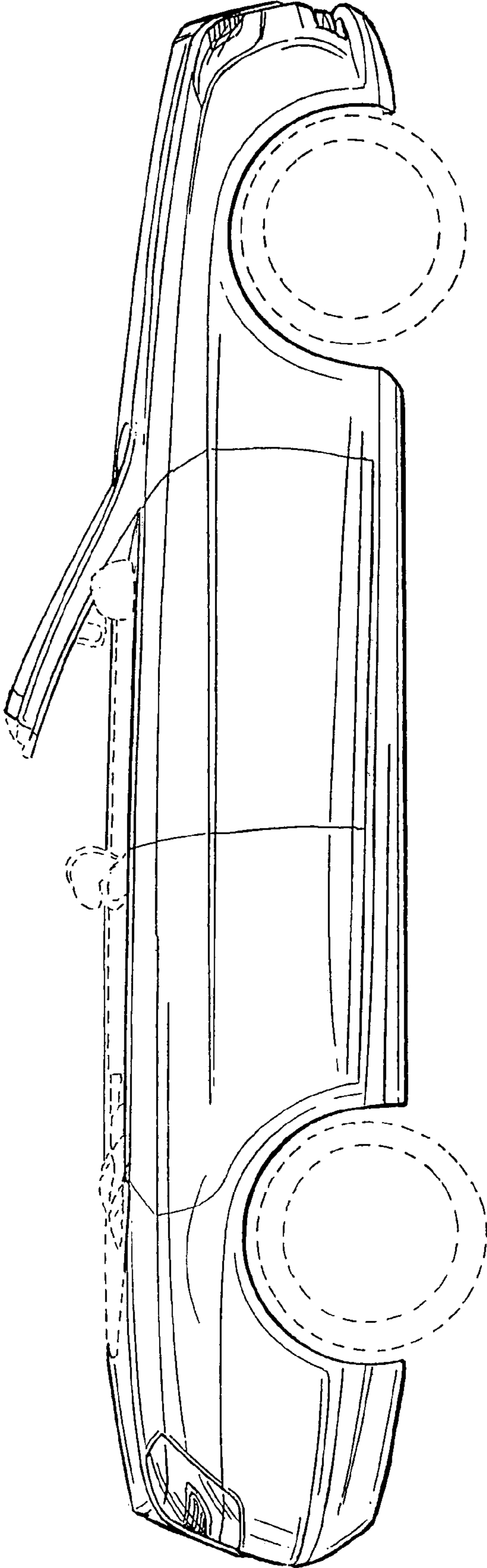


FIG. 4



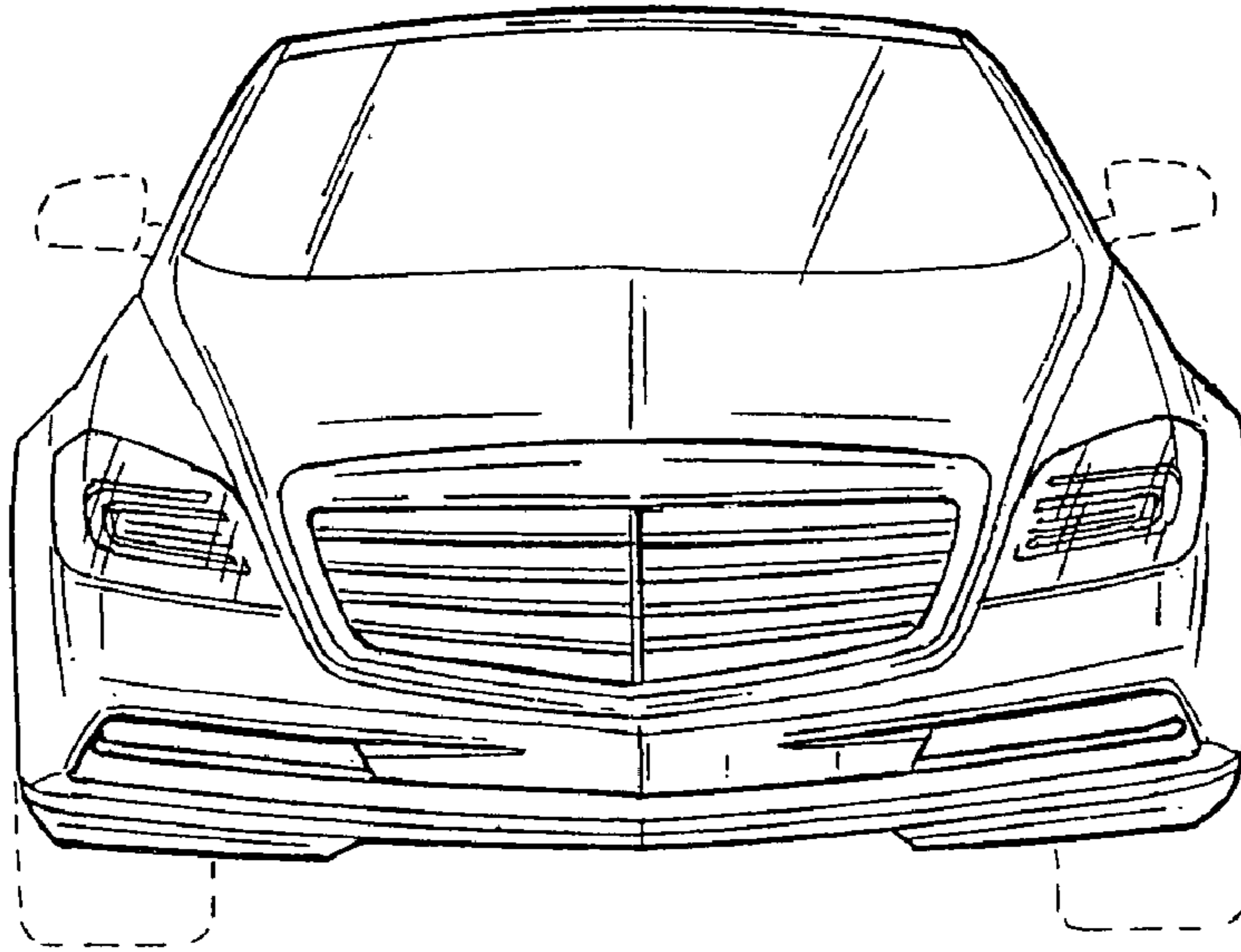


FIG. 5




FIG. 6

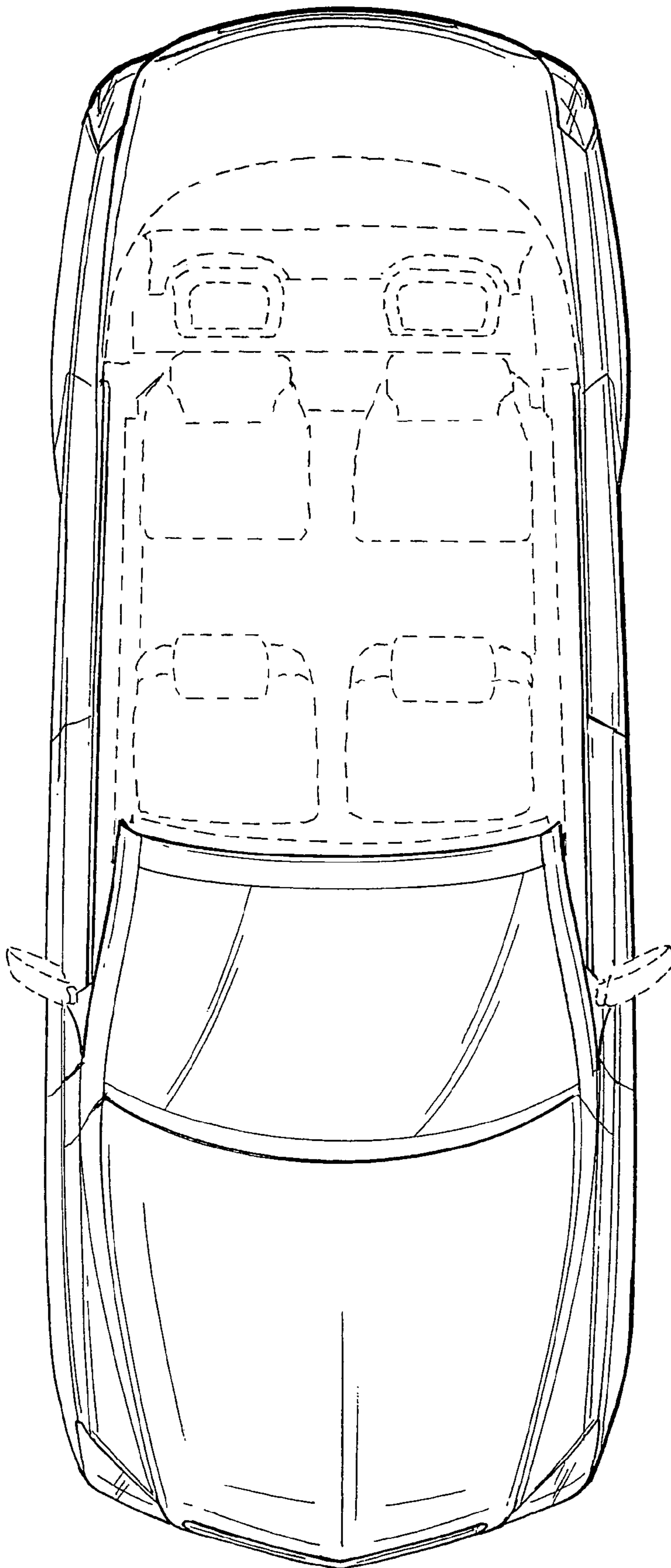


FIG. 7