



US00D560537S

(12) **United States Design Patent**  
**McKenzie**

(10) **Patent No.:** **US D560,537 S**  
(45) **Date of Patent:** **\*\* Jan. 29, 2008**

(54) **JEWELRY**

(76) Inventor: **Clancy D. McKenzie**, 191 Presidential Blvd., Suite 3-W, Bala Cynwyd, PA (US) 19004

(\*\*) Term: **14 Years**

(21) Appl. No.: **29/272,390**

(22) Filed: **Feb. 7, 2007**

**Related U.S. Application Data**

(62) Division of application No. 29/253,180, filed on Feb. 2, 2006, which is a division of application No. 10/659,244, filed on Sep. 10, 2003.

(51) **LOC (8) Cl.** ..... **11-01**

(52) **U.S. Cl.** ..... **D11/26**

(58) **Field of Classification Search** ..... D11/26-39, D11/3; 63/15, 15.1-15.4, 15.45, 15.5, 15.6, 63/15.65, 15.7, 26-27

See application file for complete search history.

(56) **References Cited**

**U.S. PATENT DOCUMENTS**

D88,561 S *	12/1932	Levi	.....	D11/28
D99,688 S *	5/1936	Tomlinson	.....	D11/39
D177,967 S	6/1956	Edwards		
3,806,126 A	4/1974	Gilbert		
4,042,244 A	8/1977	Kakovitch		
4,240,858 A	12/1980	Lamlee		
4,919,427 A	4/1990	Keidar et al.		
5,324,037 A	6/1994	Greeson		
D424,967 S *	5/2000	Perrin et al.	.....	D11/28
D432,445 S *	10/2000	Canty	.....	D11/3
D434,688 S *	12/2000	Bulgari	.....	D11/26
D439,189 S *	3/2001	Gueit	.....	D11/26

D440,180 S *	4/2001	Giesen	.....	D11/26
D448,699 S *	10/2001	Pasquetti	.....	D11/26
D449,556 S *	10/2001	Pasquetti	.....	D11/26
6,364,614 B1	4/2002	Mnatsakanian		
6,524,073 B2	2/2003	Mnatsakanian		
6,595,519 B1	7/2003	McGoveran		
6,723,044 B2	4/2004	Pulford et al.		
D506,944 S	7/2005	Jackson		
D507,986 S	8/2005	Ambar		

**OTHER PUBLICATIONS**

Bedazzle webpage, [www.bedazzlejewelry.com/goldrings.html](http://www.bedazzlejewelry.com/goldrings.html) (2003).

Roman Intaglios and Cameos, [www.ancienttouch.com/roman-intaglios-cameos](http://www.ancienttouch.com/roman-intaglios-cameos) (c.A.D.; 1991).

\* cited by examiner

*Primary Examiner*—Ian Simmons

*Assistant Examiner*—Melanie Levy

(74) *Attorney, Agent, or Firm*—Leydig, Voit & Mayer, Ltd.

(57) **CLAIM**

The ornamental design for jewelry, as shown and described.

**DESCRIPTION**

FIG. 1 is a side perspective view of my new jewelry design;

FIG. 2 is an opposite side perspective view of FIG. 1;

FIG. 3 is a left side view of FIG. 4;

FIG. 4 is a top plan view thereof;

FIG. 5 is a bottom plan view thereof;

FIG. 6 is a right side view of FIG. 5;

FIG. 7 is a bottom view of FIG. 4; and,

FIG. 8 is a bottom side view of FIG. 5.

**1 Claim, 1 Drawing Sheet**

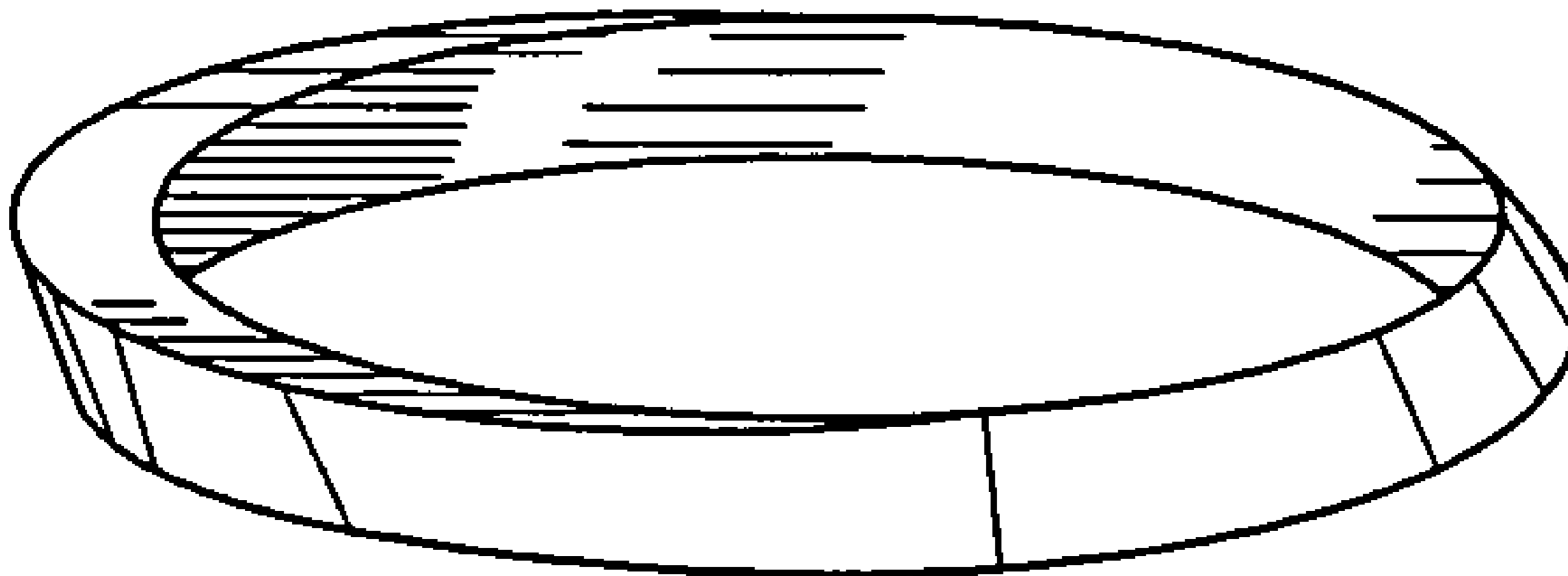


FIG. 1

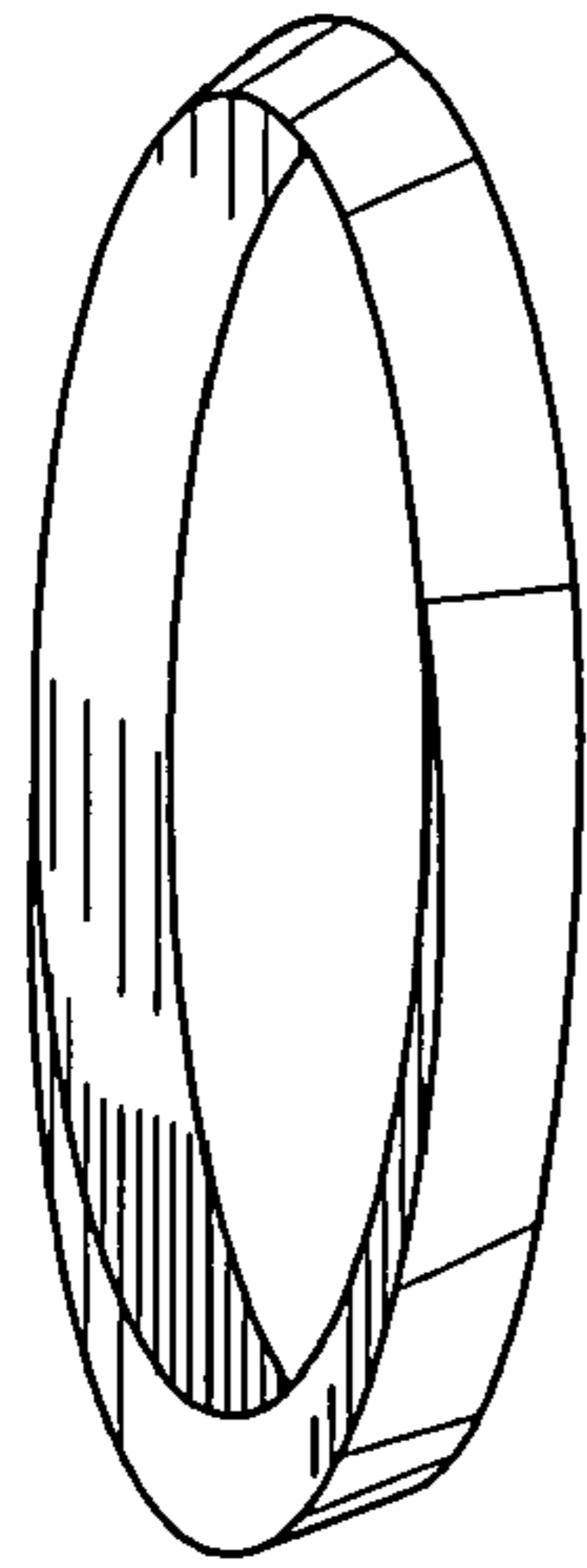


FIG. 2



FIG. 3




FIG. 4

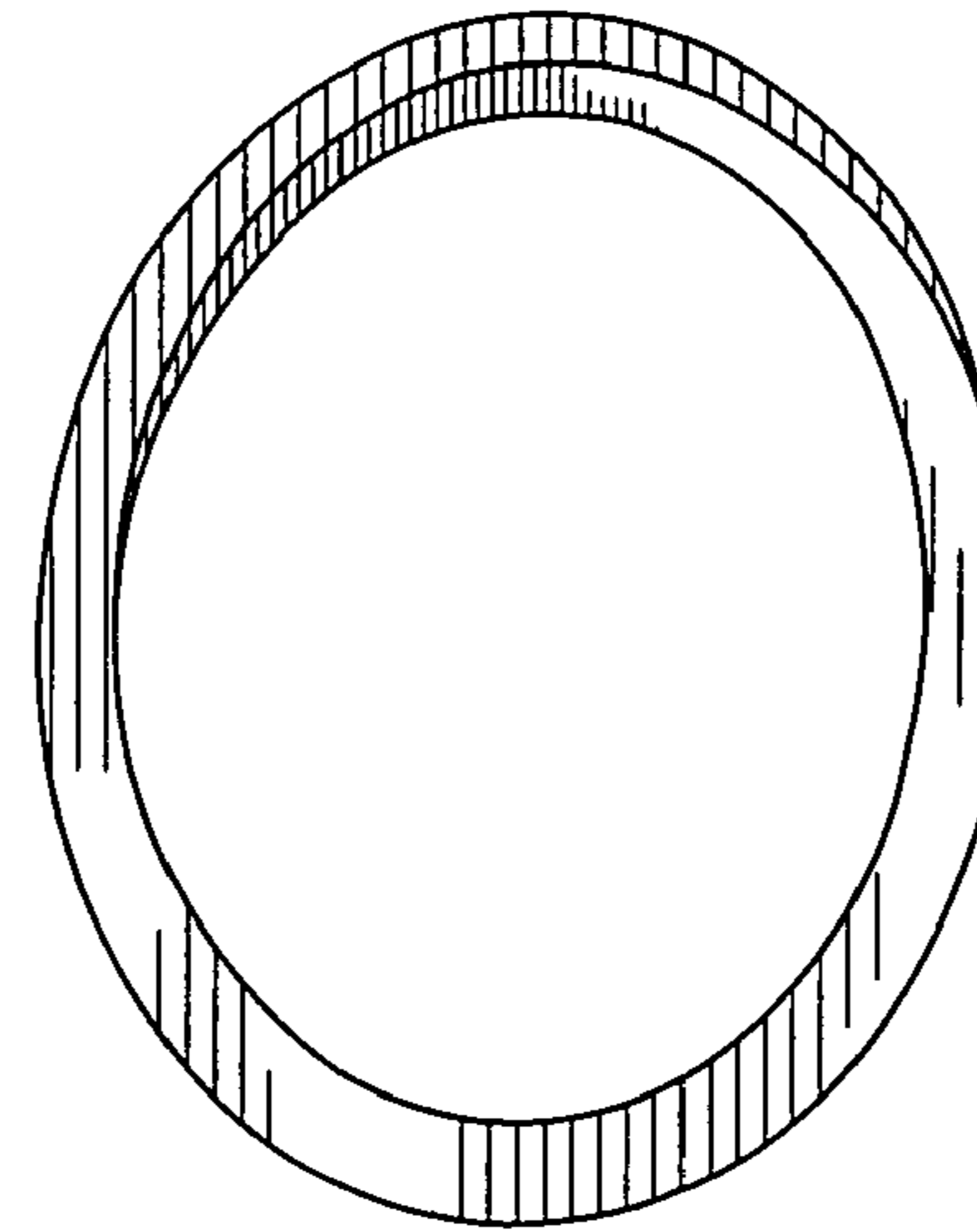


FIG. 5

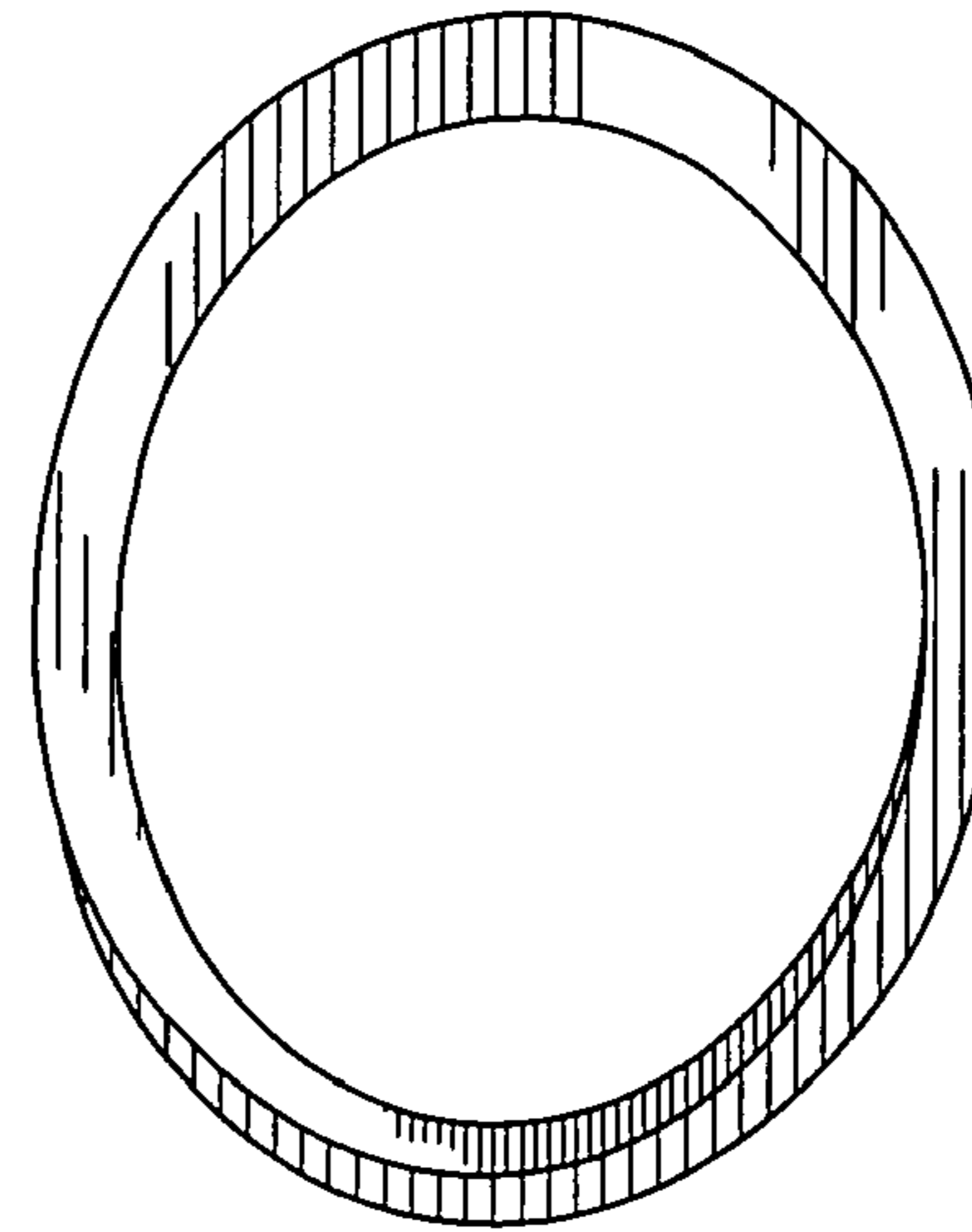


FIG. 6

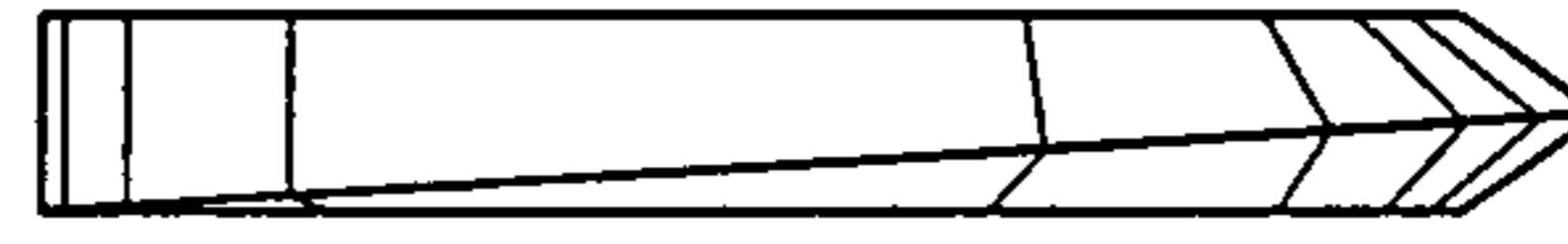


FIG. 7



FIG. 8

