



US00D560518S

(12) **United States Design Patent**  
**Frake et al.**

(10) **Patent No.:** **US D560,518 S**  
(45) **Date of Patent:** **\*\* Jan. 29, 2008**

(54) **UNI-PROBE TEMPERATURE SENSOR ASSEMBLY**

D507,977 S \* 8/2005 Welch et al. .... D10/57

\* cited by examiner

(75) Inventors: **Robert K. Frake**, Wonderlake, IL (US);  
**David P. Culbertson**, Bristol, WI (US);  
**Daniel D. Harvey**, Lake Geneva, WI (US)

*Primary Examiner*—Antoine D. Davis  
(74) *Attorney, Agent, or Firm*—Brinks Hofer Gilson & Lione

(73) Assignee: **Watlow Electric Manufacturing Company**, St. Louis, MO (US)

(57) **CLAIM**

The ornamental design for a uni-probe temperature sensor assembly, as shown and described.

(\*\*) Term: **14 Years**

**DESCRIPTION**

(21) Appl. No.: **29/261,915**

FIG. 1 is a top perspective view of the uni-probe temperature sensor assembly;

(22) Filed: **Jun. 22, 2006**

FIG. 2 is a bottom perspective view thereof;

(51) **LOC (8) Cl.** ..... **10-04**

FIG. 3 is a top view thereof;

(52) **U.S. Cl.** ..... **D10/57**

FIG. 4 is a bottom view thereof;

(58) **Field of Classification Search** ..... D10/49–50,  
D10/57; 29/612–613; 136/201, 230; 338/25;  
374/139, 179, 183

FIG. 5 is a right side view thereof;

See application file for complete search history.

FIG. 6 is a left side view thereof; and,

FIG. 7 is a front and back view thereof.


(56) **References Cited**

The broken line showing of structural features are included for the purpose of illustrating non-claimed subject matter and forms no part of the claimed design.

**U.S. PATENT DOCUMENTS**

- D57,498 S \* 4/1921 Brown ..... D6/582
- D92,351 S \* 5/1934 Hiergesell ..... D10/50
- D297,819 S \* 9/1988 Cacciatore ..... D10/57

**1 Claim, 7 Drawing Sheets**



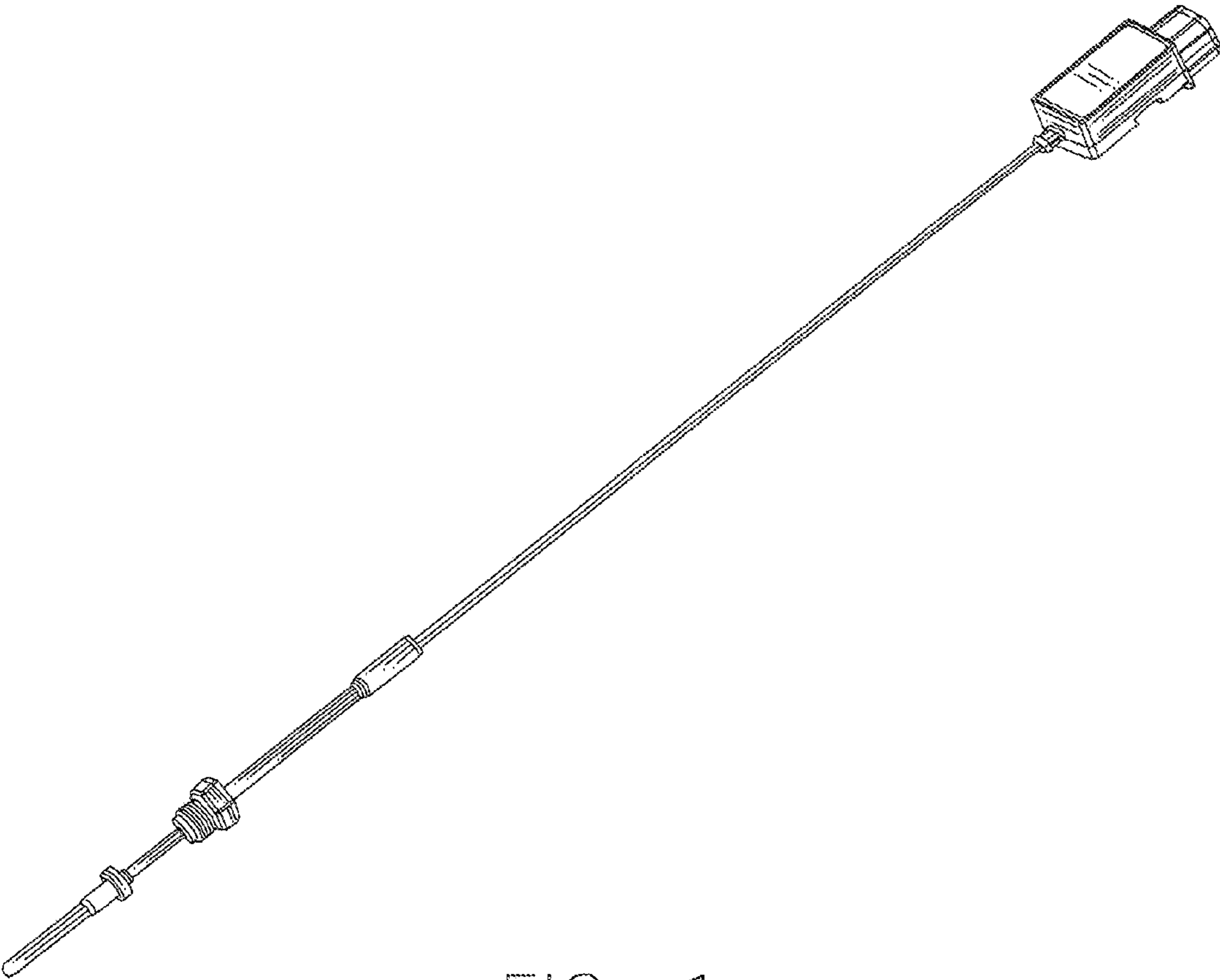


FIG. 1




FIG. 2

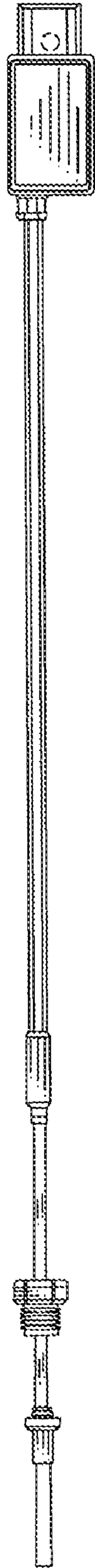


FIG. 3

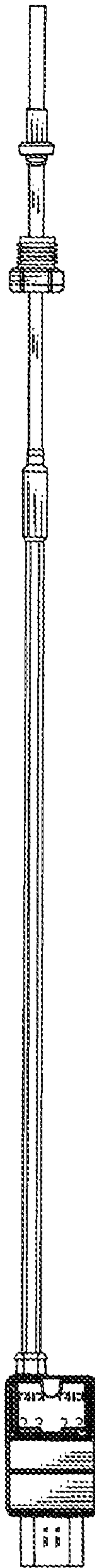


FIG. 4

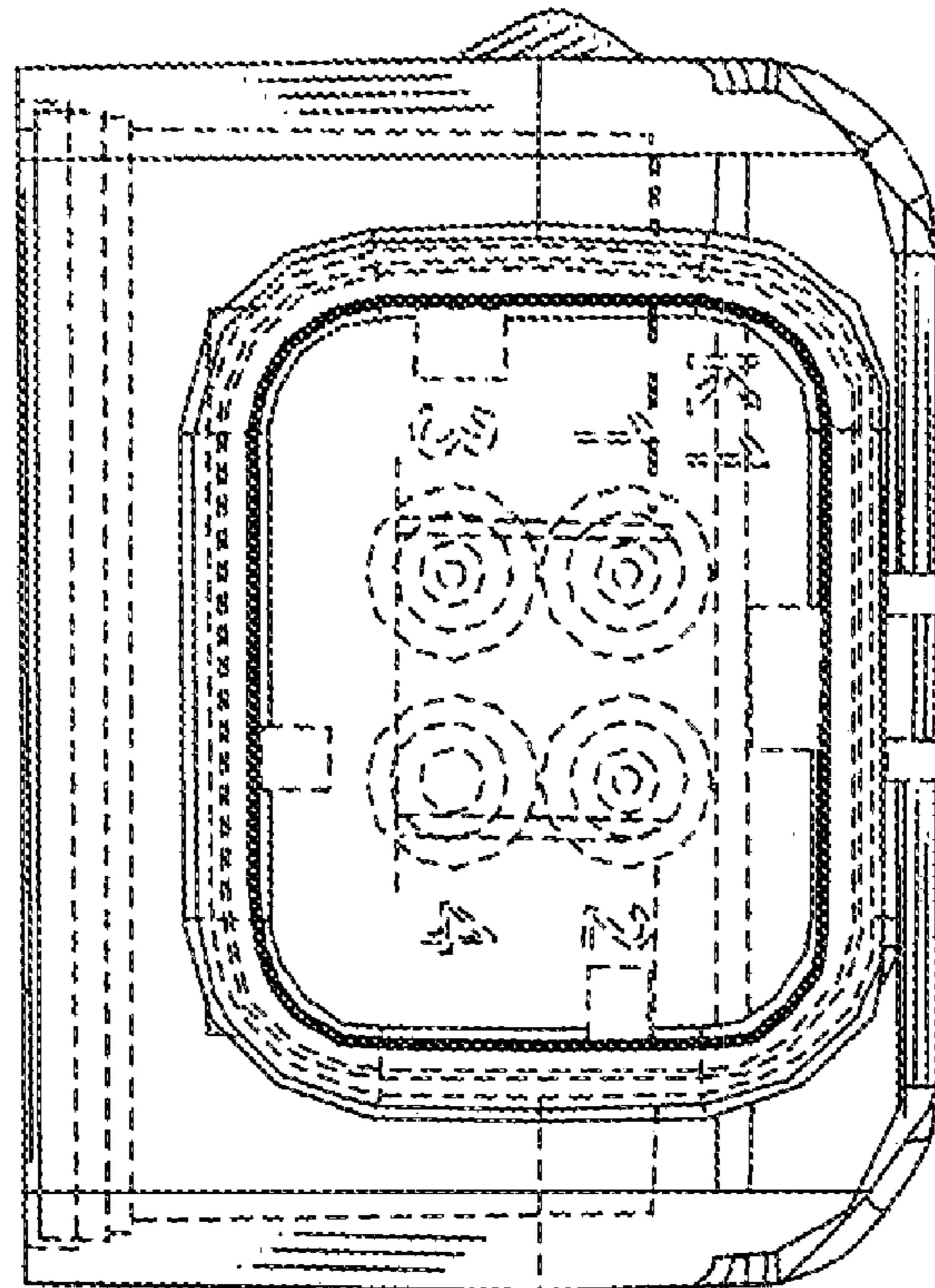


FIG. 5

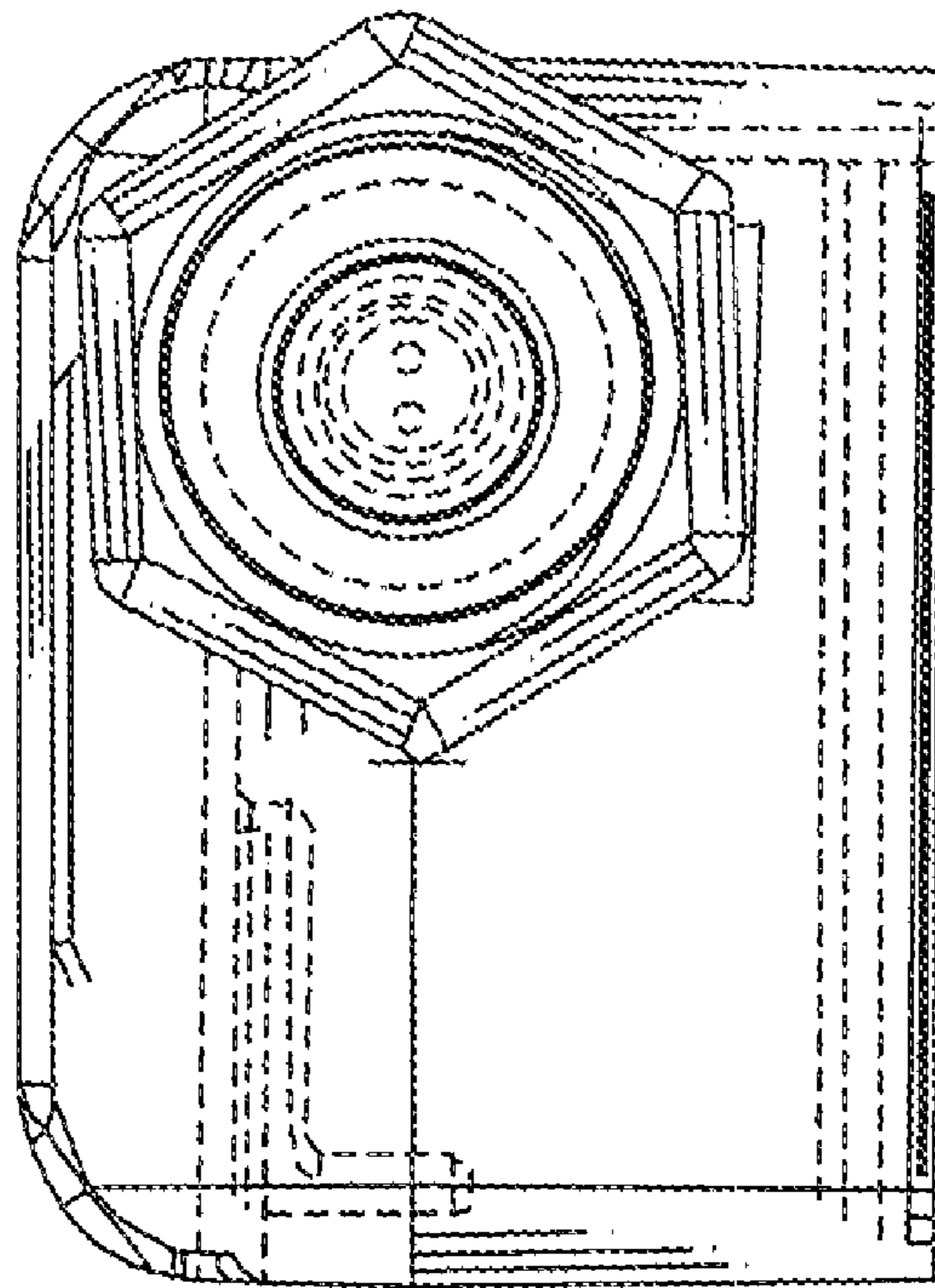


FIG. 6

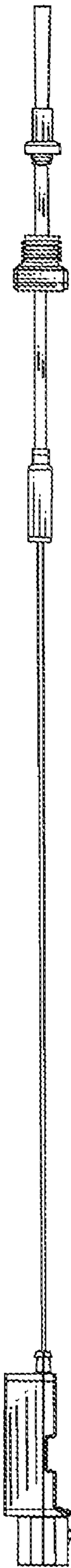


FIG. 7