



US00D560513S

(12) **United States Design Patent**
Glassman

(10) **Patent No.:** **US D560,513 S**

(45) **Date of Patent:** **** Jan. 29, 2008**

(54) **WATCH**

D546,718 S * 7/2007 Gruosi-Scheufele D10/39

(75) Inventor: **Ellen Tave Glassman**, Closter, NJ (US)

OTHER PUBLICATIONS

(73) Assignee: **Movado LLC**, Wilmington, DE (US)

Wristwatches, A Connoisseur's Guide, Frank Edwards, Firefly Publishing, copyright 1997, p. 57, Chopard watches.*

(**) Term: **14 Years**

Swiss Watch & Jewelry Journal, Feb. 1982, p. 229, Chopard Watches.*

(21) Appl. No.: **29/271,107**

Timepieces, Jun. 1989, p. 230, watch B315.*

(22) Filed: **Jan. 9, 2007**

* cited by examiner

(51) **LOC (8) Cl.** **10-02**

Primary Examiner—Lucy Lieberman

(52) **U.S. Cl.** **D10/39**

(74) *Attorney, Agent, or Firm*—Fross Zelnick Lehrman & Zissu, P.C.; Charles T. J. Weigell, Esq.

(58) **Field of Classification Search** D10/30,
D10/31, 32, 33, 34, 38, 39, 122–132; 368/228,
368/232, 281, 282, 276, 285, 80

(57) **CLAIM**

See application file for complete search history.

The ornamental design for a watch, as shown and described.

(56) **References Cited**

DESCRIPTION

U.S. PATENT DOCUMENTS

FIG. 1 is a perspective view of a watch showing my new design, in a closed position;

D262,609 S *	1/1982	Kurowsky	D10/39
D262,692 S *	1/1982	Kurowsky	D10/39
D316,974 S *	5/1991	Fong	D10/33
D325,877 S *	5/1992	Fong	D10/32
5,319,615 A *	6/1994	Ng	368/276
D365,772 S *	1/1996	Wunderman	D10/32
D370,859 S *	6/1996	Scheufele	D10/39
D386,979 S *	12/1997	Kubisch	D10/32
D447,063 S *	8/2001	Scheufele	D10/30
D509,447 S *	9/2005	Scheufele	D10/39
D509,448 S *	9/2005	Scheufele	D10/39
D509,449 S *	9/2005	Scheufele	D10/39
D537,741 S *	3/2007	Gruosi-Scheufele	D10/39

FIG. 2 is a front view of the watch shown in FIG. 1;

FIG. 3 is a rear view of the watch shown in FIG. 1;

FIG. 4 is a left side view of the watch shown in FIG. 1;

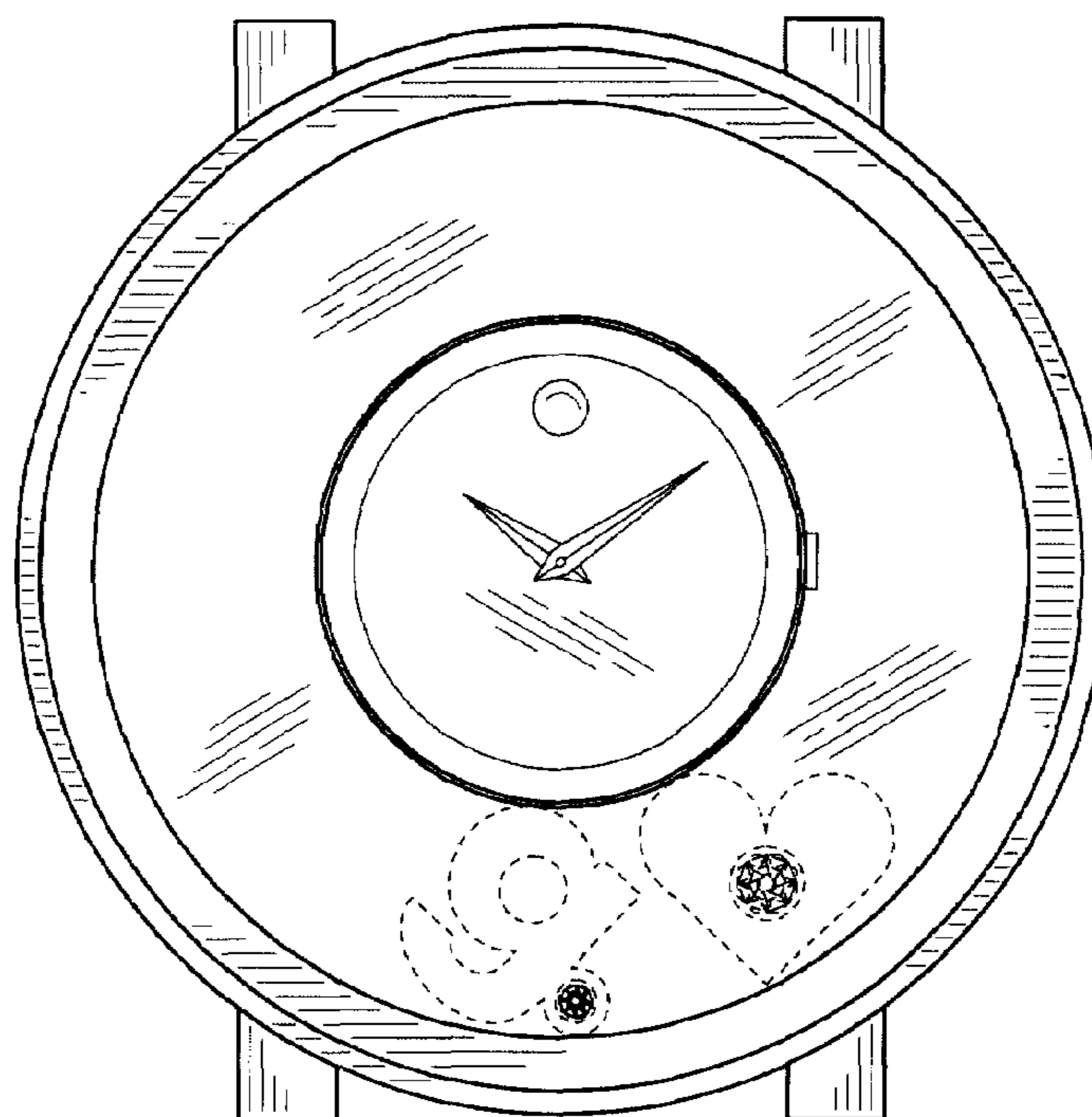
FIG. 5 is a right side view of the watch shown in FIG. 1;

FIG. 6 is a top view of the watch shown in FIG. 1; and,

FIG. 7 is a bottom view of the watch shown in FIG. 1.

The broken lines showing movable items in FIGS. 1 and 6 are for illustrative purposes only and form no part of the claimed design.

1 Claim, 3 Drawing Sheets



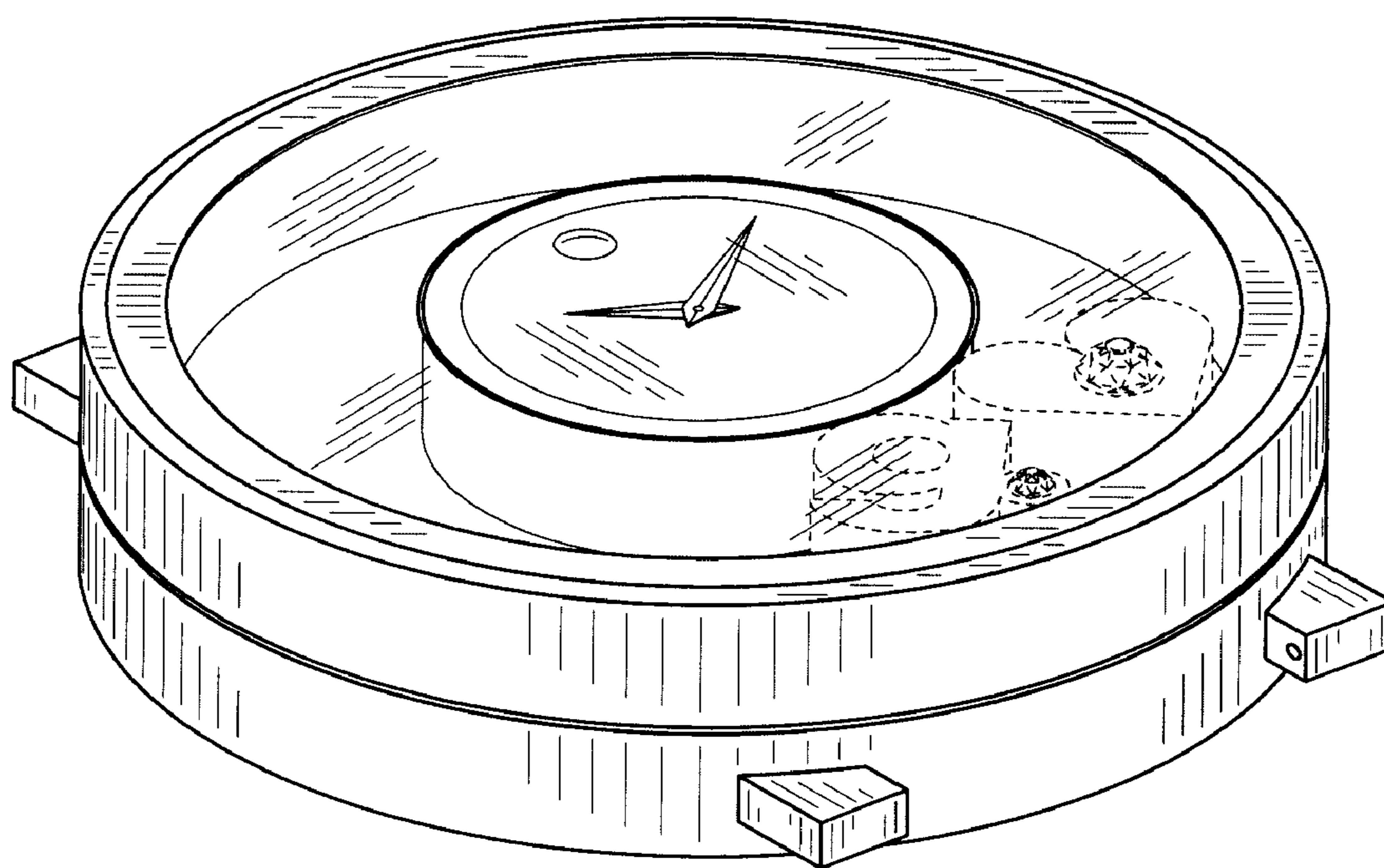


FIG. 1

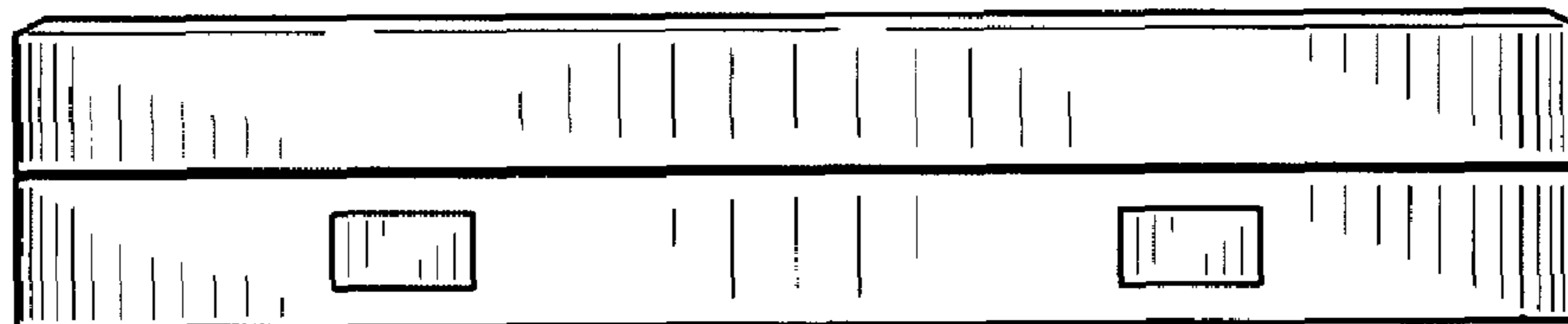


FIG. 2

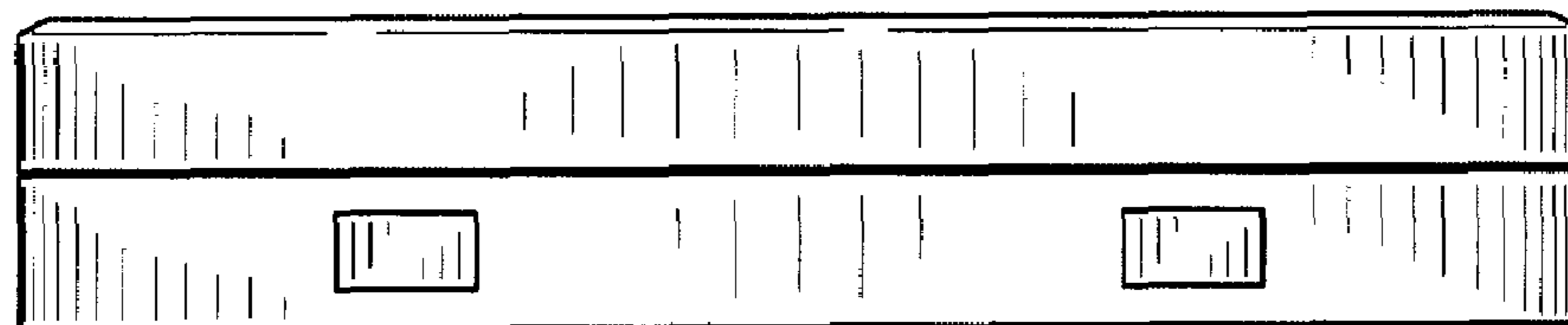


FIG. 3

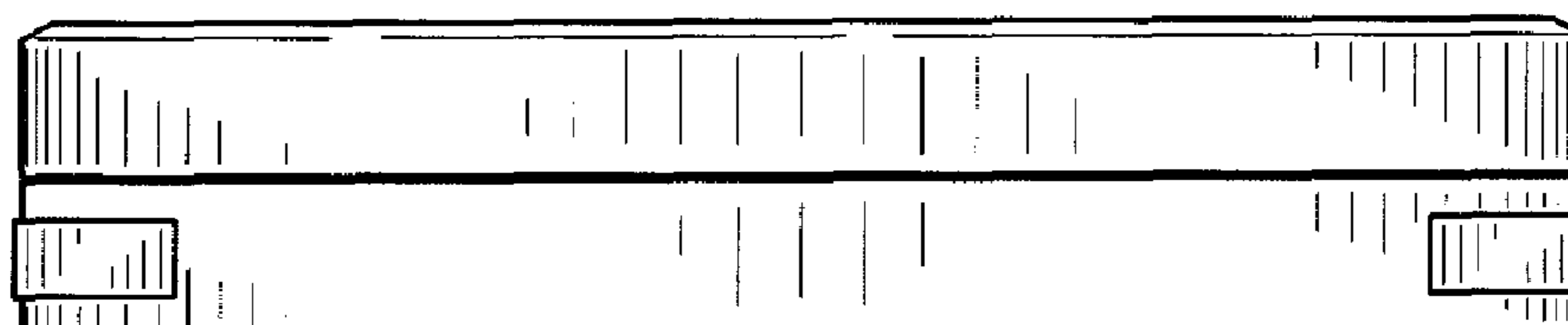


FIG. 4

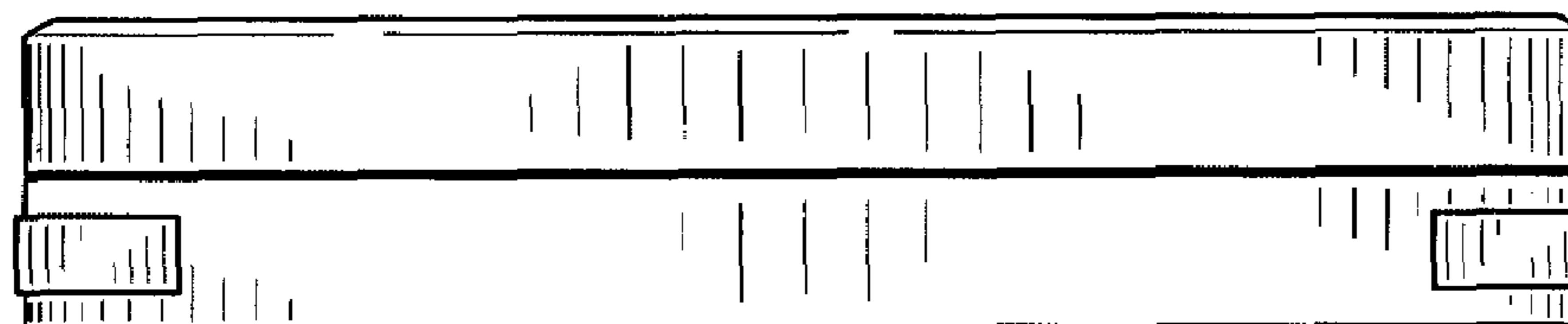


FIG. 5

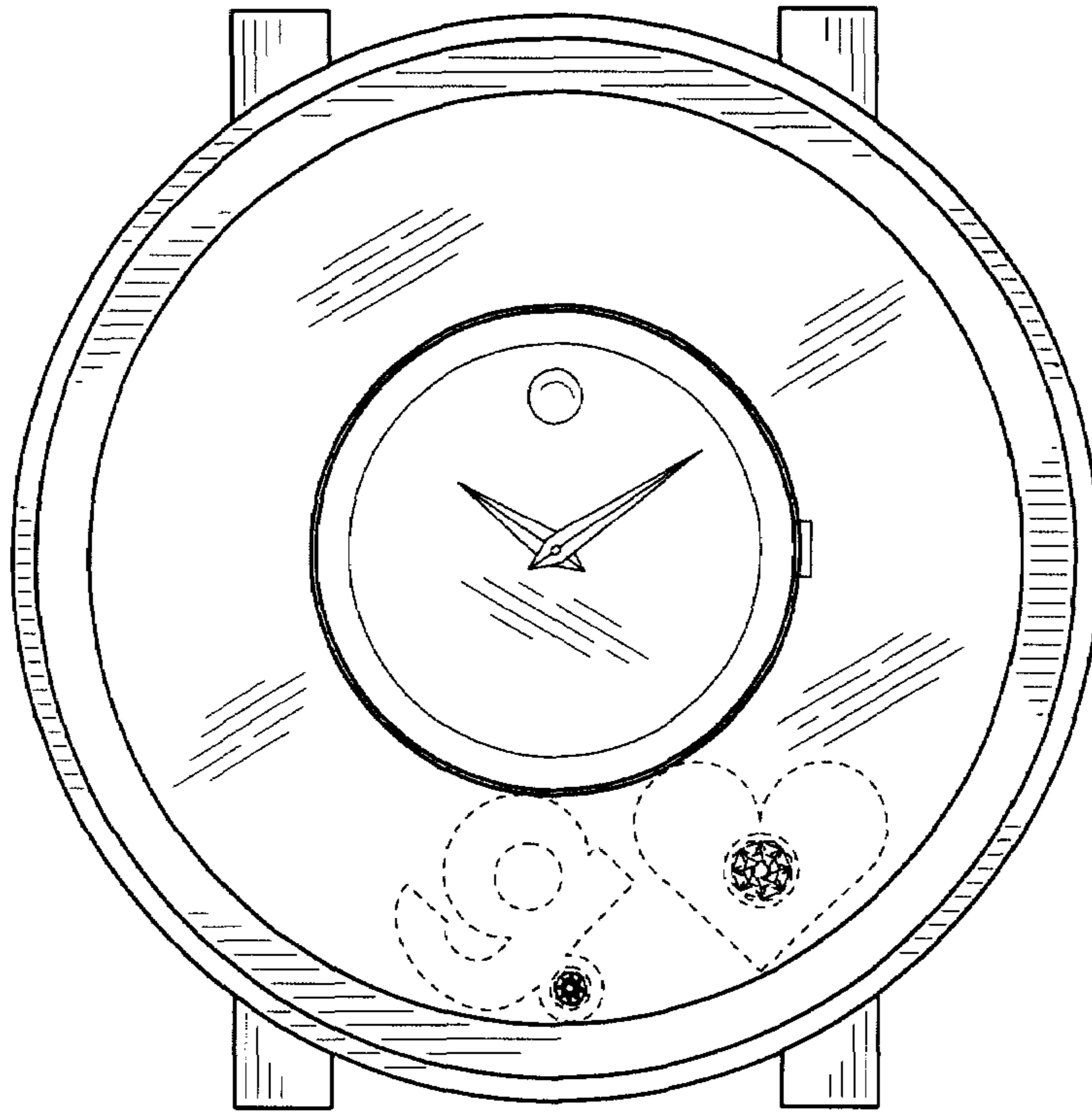


FIG. 6

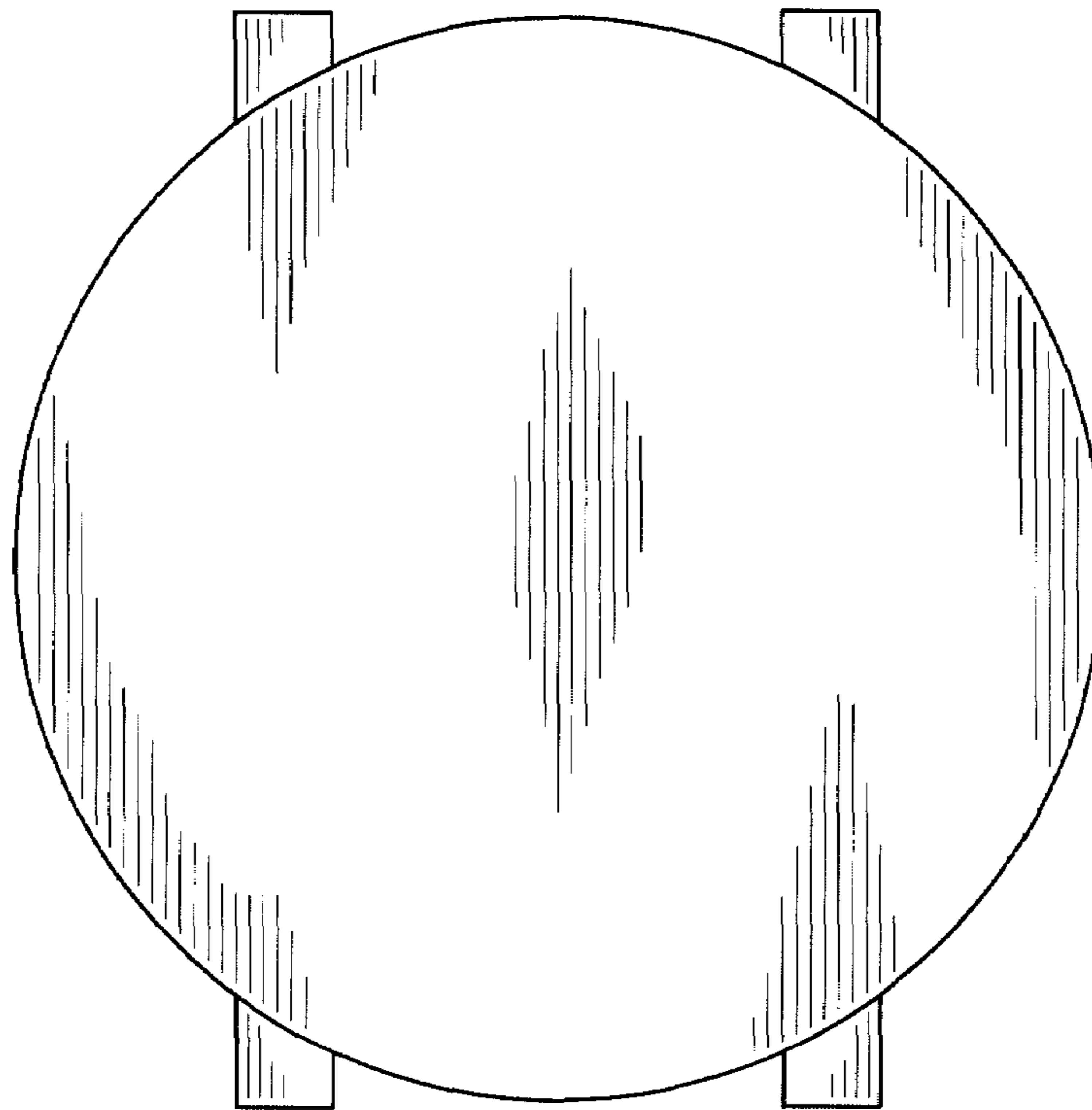


FIG. 7