



US00D560503S

(12) **United States Design Patent**
Siriporn

(10) **Patent No.:** **US D560,503 S**

(45) **Date of Patent:** **** Jan. 29, 2008**

(54) **BOTTLE**

(75) Inventor: **Daengsupha Siriporn**, Taweewattana (TH)

(73) Assignee: **Phiboonchai Maepranom Thai Chili Paste Co., Ltd.** (TH)

(**) Term: **14 Years**

(21) Appl. No.: **29/223,712**

(22) Filed: **Feb. 17, 2005**

(51) **LOC (8) Cl.** **09-01**

(52) **U.S. Cl.** **D9/553**

(58) **Field of Classification Search** D9/500,
D9/502-503, 516, 520, 530, 537-546, 549,
D9/553, 555-556, 558, 566, 568-569, 571;
215/379, 381-384; 220/660, 662-663, 669-670,
220/673, 675

See application file for complete search history.

(56) **References Cited**

U.S. PATENT DOCUMENTS

D94,393 S *	1/1935	Steelman	D9/563
D94,574 S *	2/1935	Steelman	D9/545
D94,575 S *	2/1935	Steelman	D9/550
D169,239 S *	4/1953	Dillon	D9/552
D178,529 S *	8/1956	Lorenzen	D9/555
D199,936 S *	12/1964	Neyman	D9/542
D200,672 S *	3/1965	Swayze	D9/553
D259,097 S *	5/1981	Kretz	D7/598
D288,904 S *	3/1987	Weckman	D9/500
D370,634 S *	6/1996	Mero et al.	D9/538
D381,274 S *	7/1997	Luh et al.	D9/566

D389,415 S *	1/1998	Luh et al.	D9/566
D395,826 S *	7/1998	Hygaard, Sr.	D9/520
D406,766 S *	3/1999	Beechuk et al.	D9/531
D411,457 S *	6/1999	Ruda et al.	D9/538
D411,740 S *	6/1999	Kim	D9/658
D424,446 S *	5/2000	Silvers et al.	D9/520
D425,431 S *	5/2000	Omidian	D9/553
D432,919 S *	10/2000	Spring	D9/538
D448,677 S *	10/2001	Krich	D9/553
D474,534 S *	5/2003	Choke-arpornchai et al.	...	D23/ 366
D487,564 S *	3/2004	Beck et al.	D9/520
D496,281 S *	9/2004	Trude	D9/540

* cited by examiner

Primary Examiner—Ian Simmons

Assistant Examiner—Dana L Sipos

(74) *Attorney, Agent, or Firm*—McKee, Voorhees & Sease, P.L.C.

(57) **CLAIM**

I claim the ornamental design for a bottle, substantially as shown.

DESCRIPTION

FIG. 1 is a right side elevational view of a bottle showing my new design;

FIG. 2 is a left side elevational view thereof;

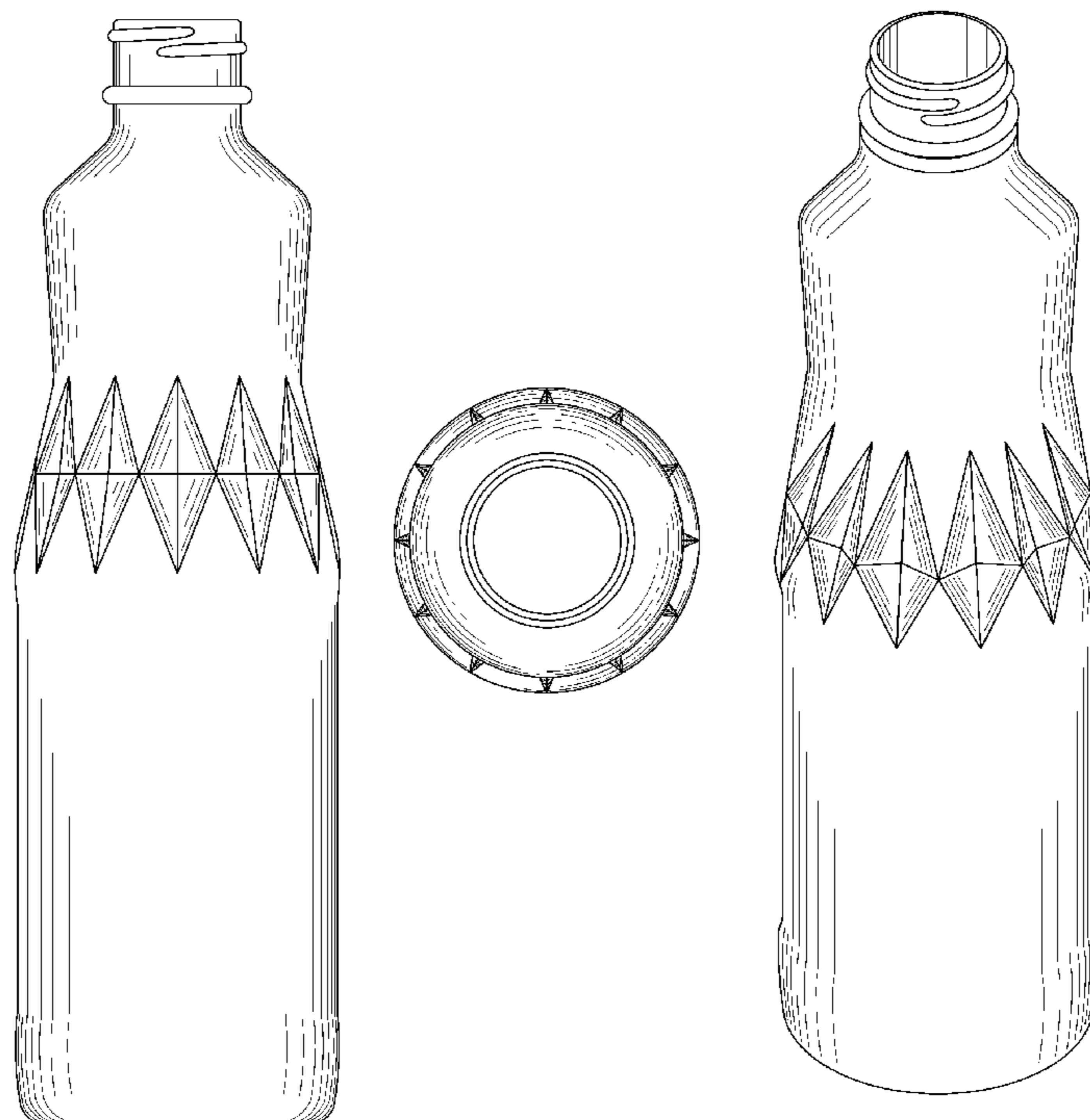
FIG. 3 is a front elevational view thereof;

FIG. 4 is a rear elevational view thereof;

FIG. 5 is a top plan view thereof; and,

FIG. 6 is a top, front perspective view thereof.

1 Claim, 6 Drawing Sheets



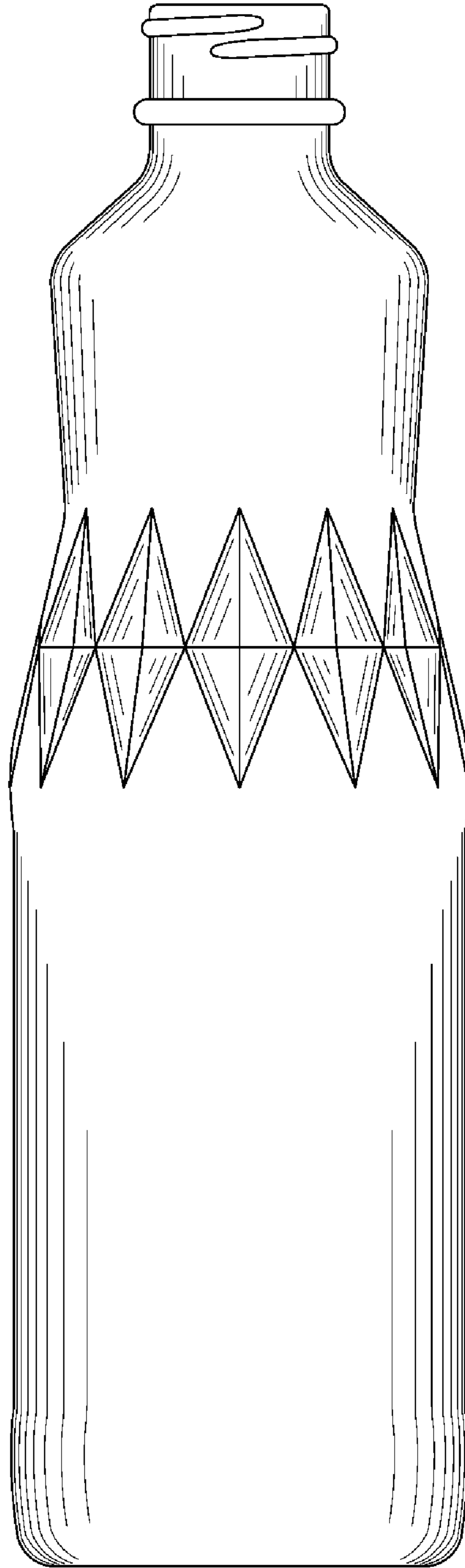


Fig. 1

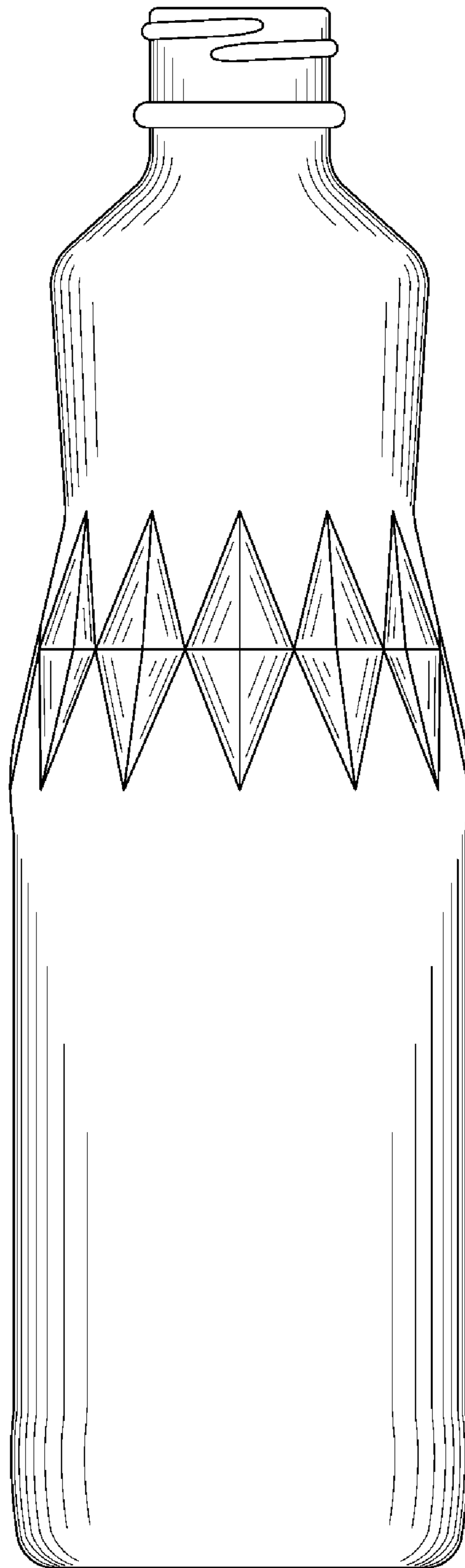


Fig. 2

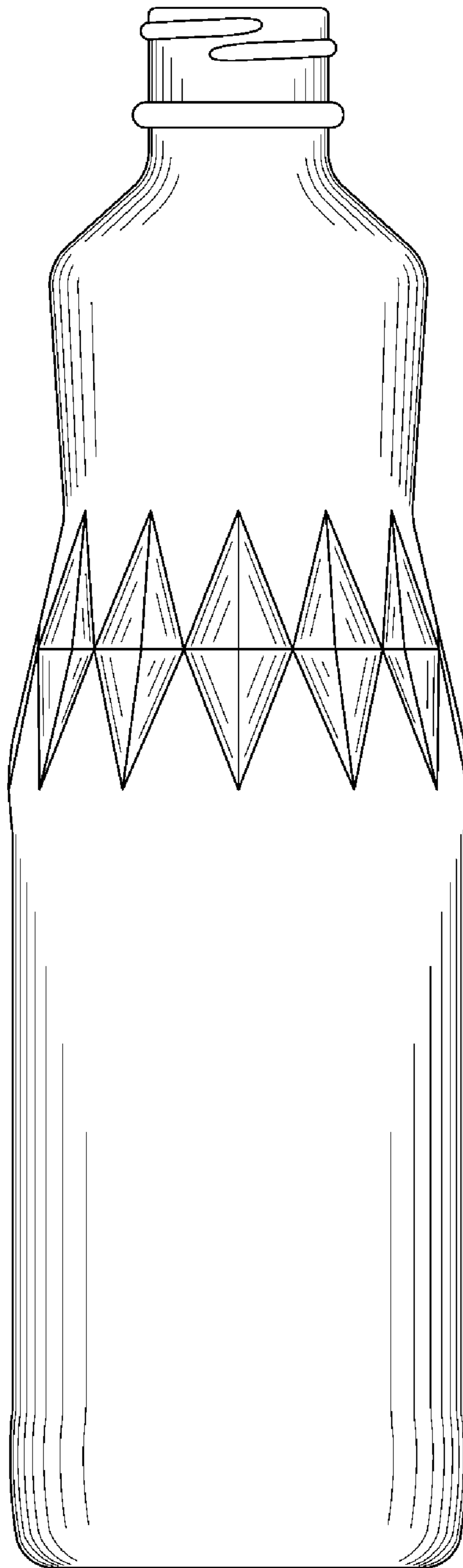


Fig. 3

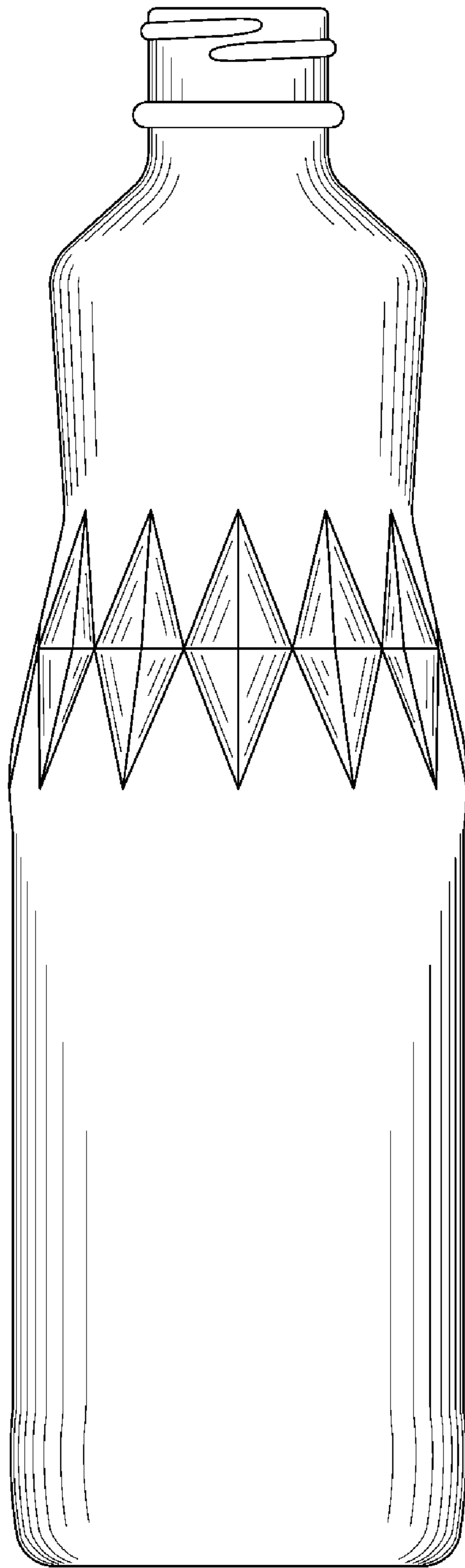


Fig. 4

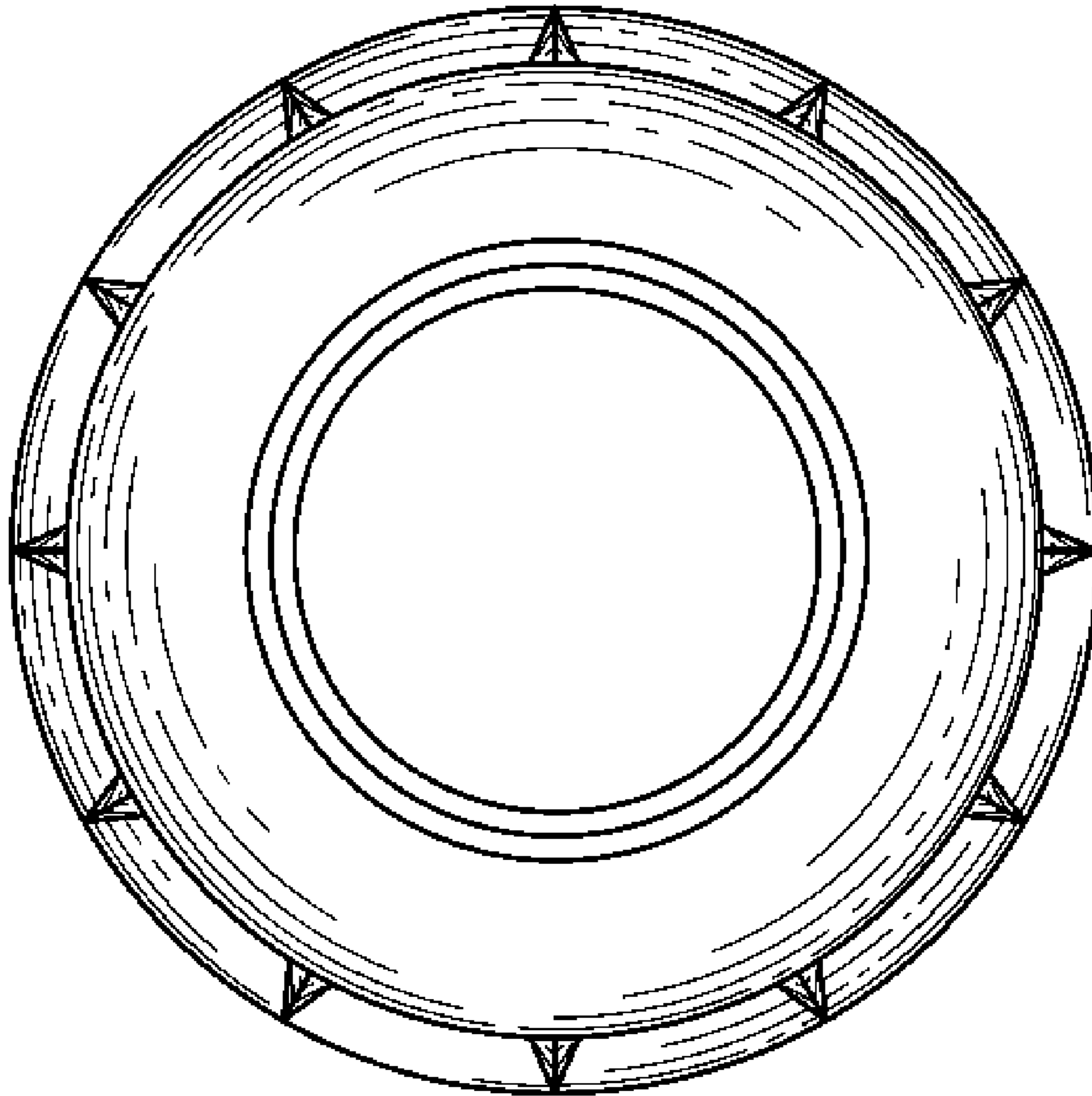


Fig. 5

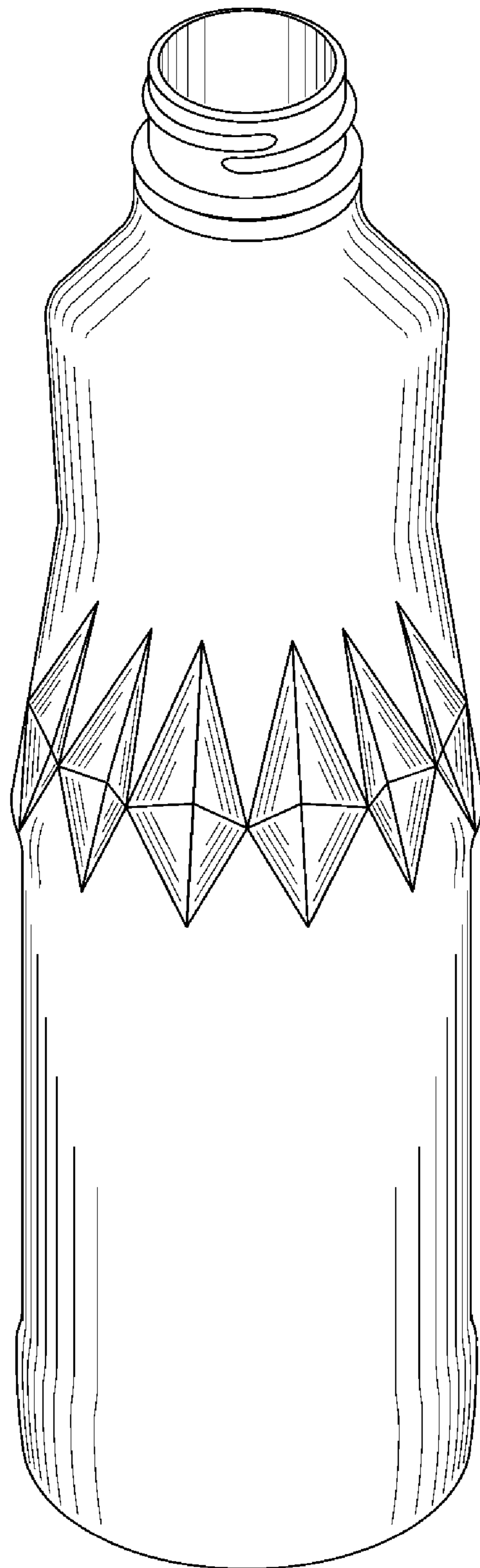


Fig. 6