



US00D560489S

(12) **United States Design Patent**
Satnick

(10) **Patent No.:** **US D560,489 S**

(45) **Date of Patent:** **** Jan. 29, 2008**

(54) **CONTAINER**

(76) **Inventor:** **Lane D. Satnick**, 6131 S. Garfield Ave., Commerce, CA (US) 90040

(**) **Term:** **14 Years**

(21) **Appl. No.:** **29/237,638**

(22) **Filed:** **Sep. 6, 2005**

(51) **LOC (8) Cl.** **09-03**

(52) **U.S. Cl.** **D9/415; D9/423; D3/293; D3/294**

(58) **Field of Classification Search** D9/700, D9/715, 721, 730, 733, 737, 739, 414, 415, D9/419-423, 432; D3/20, 23, 200-206, D3/212, 215, 218, 219, 221, 225, 247, 249, D3/254, 263-267, 273, 274, 276, 293, 294; D6/512, 513, 524-526, 534, 536, 540, 553, D6/559; D19/75, 77; D7/601, 602, 629; D27/172-193; D32/37; D34/1, 5-8; D24/131; 206/101, 121, 127, 131-133, 136, 38, 3, 206/236, 259, 242, 265, 268, 269, 271, 274, 206/496, 37, 800, 803, 811; 220/476, 480, 220/483, 676, 810-849, 908-911; 232/1 R, 232/1 B, 1 D, 1 E

See application file for complete search history.

(56) **References Cited**

U.S. PATENT DOCUMENTS

- 1,223,693 A * 4/1917 Haven 206/86
- 1,718,400 A * 6/1929 Baarsgard 206/496
- 2,440,164 A * 4/1948 Beckwith 206/259

- 2,613,527 A * 10/1952 Harris 70/273
- 3,996,766 A * 12/1976 Welch 63/1.14
- 4,314,651 A * 2/1982 Gaiser et al. 220/326
- 5,076,429 A * 12/1991 Patrick et al. 206/370
- D355,514 S * 2/1995 Breen D34/1
- D363,568 S * 10/1995 Ghrawi D27/187
- D394,933 S * 6/1998 Studer D34/6
- 5,806,678 A * 9/1998 Høkansson 206/438
- 6,305,591 B1 * 10/2001 Jones 224/601
- D451,195 S * 11/2001 Daniels et al. D24/131

* cited by examiner

Primary Examiner—Catherine Tuttle

(74) *Attorney, Agent, or Firm*—Raymond Y. Chan; David and Raymond Patent Group

(57) **CLAIM**

The ornamental design for a container, as shown and described.

DESCRIPTION

FIG. 1 is a perspective view showing my new design.

FIG. 2 is a front end view thereof.

FIG. 3 is a rear end view thereof.

FIG. 4 is a right view thereof.

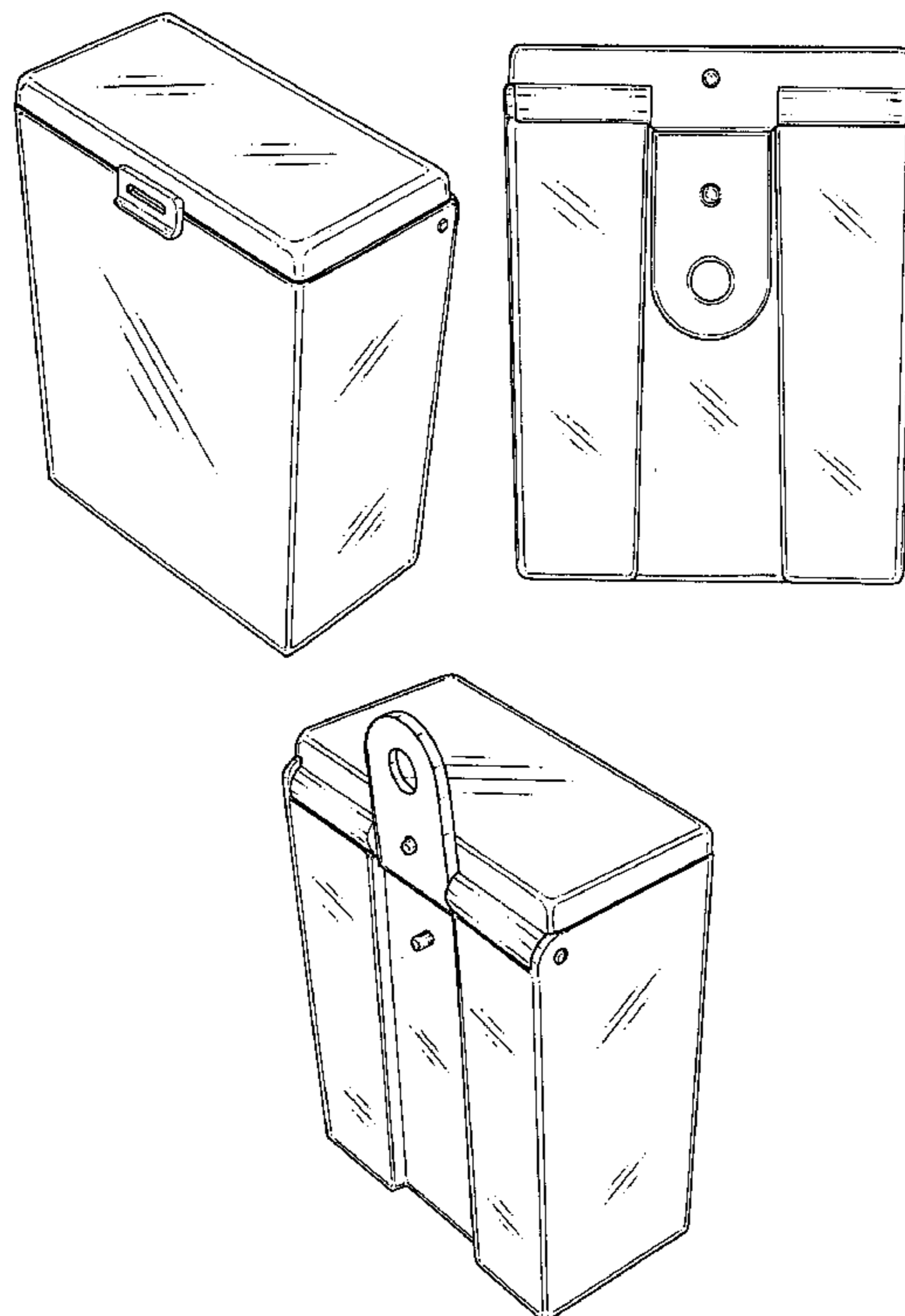
FIG. 5 is a left view thereof.

FIG. 6 is a top view thereof.

FIG. 7 is a bottom view thereof; and,

FIG. 8 is a rear perspective view showing the rear tab in an alternate, raised position.

1 Claim, 8 Drawing Sheets






FIG. 1

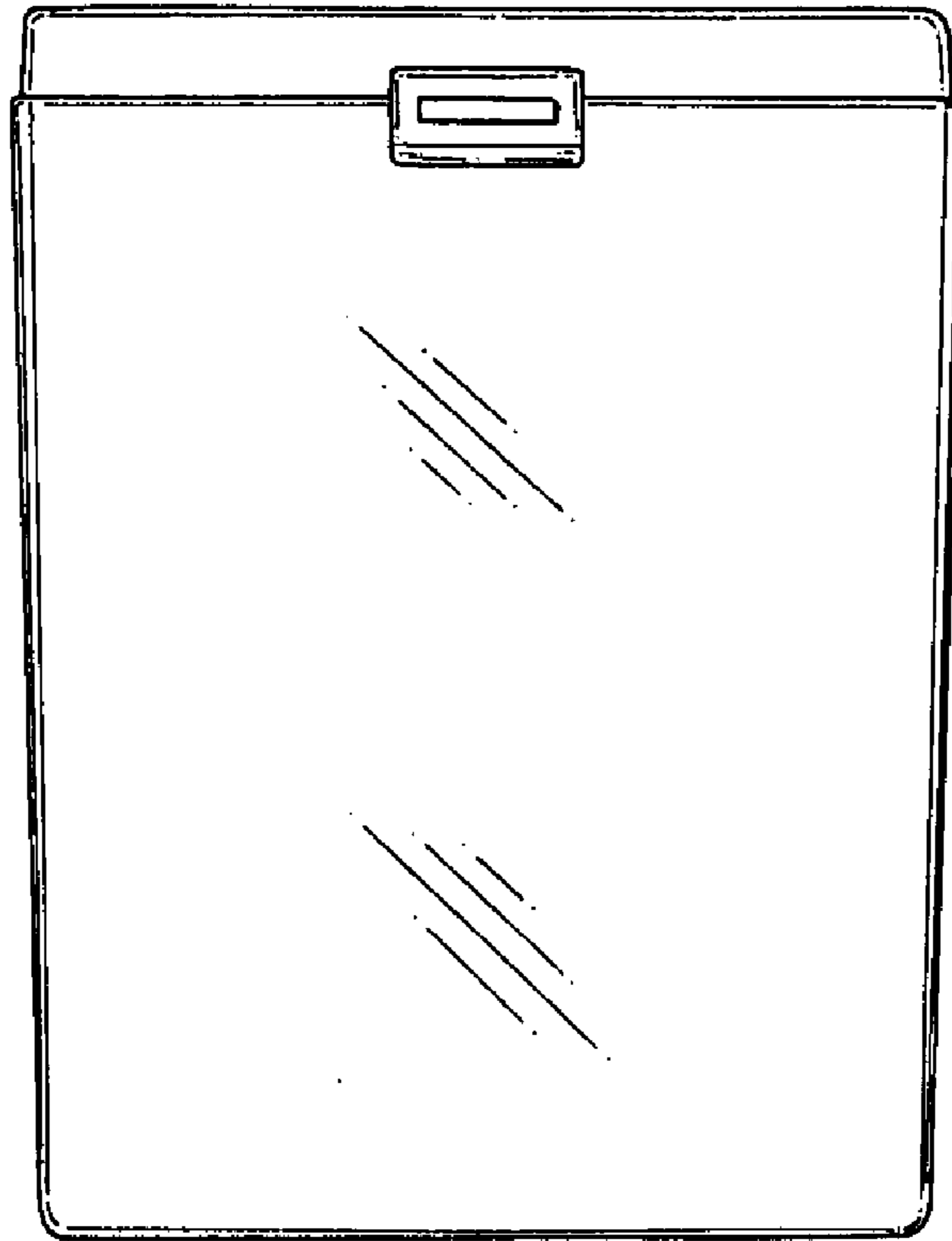


FIG. 2

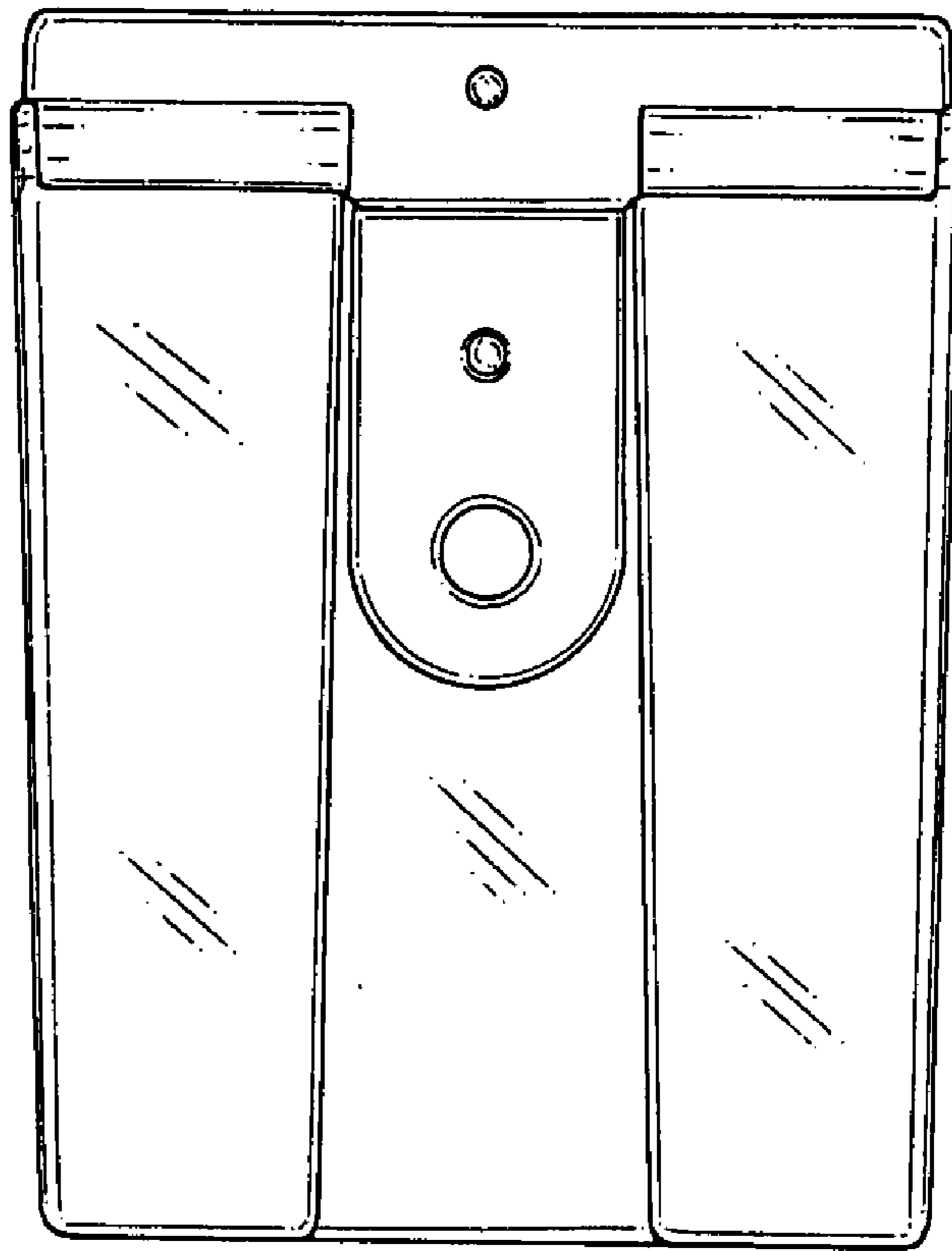


FIG. 3

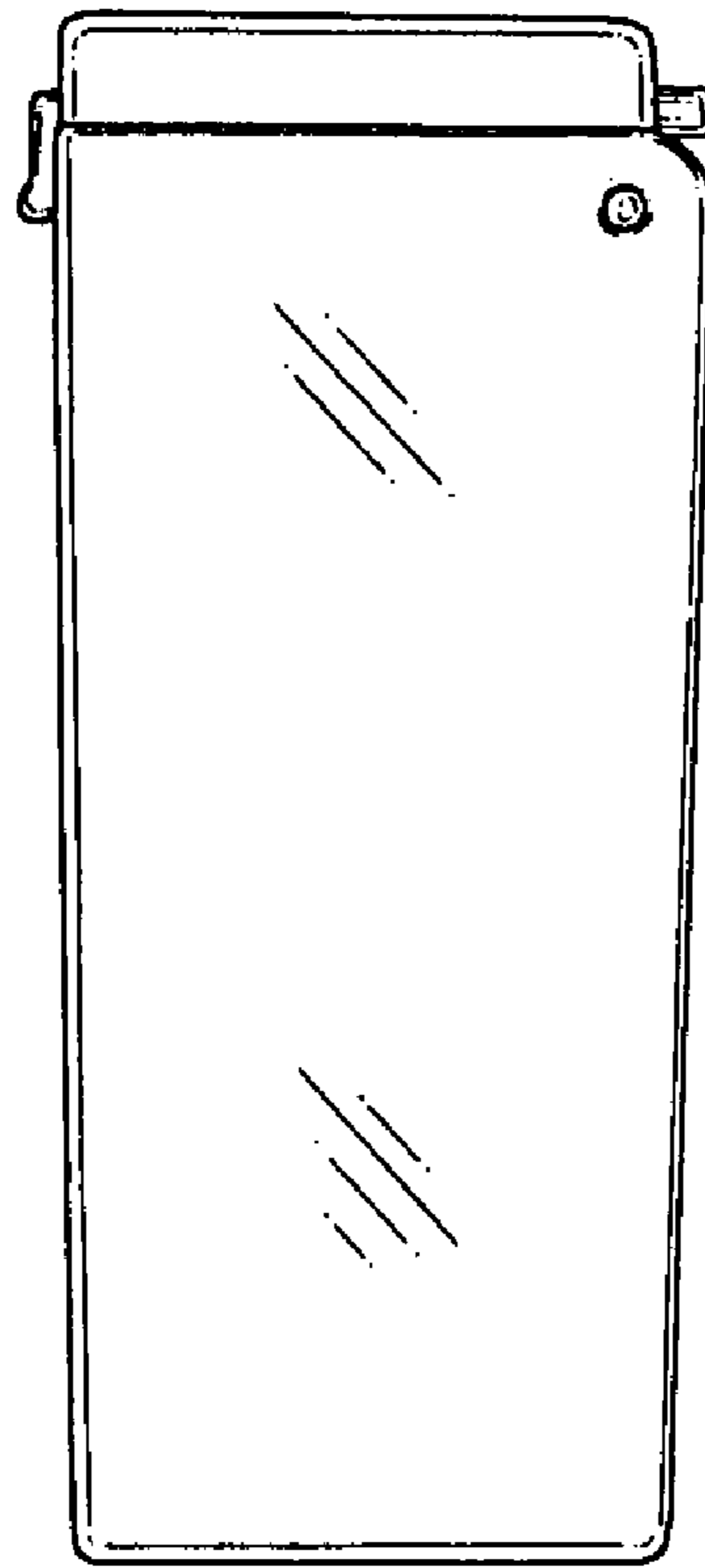


FIG. 4

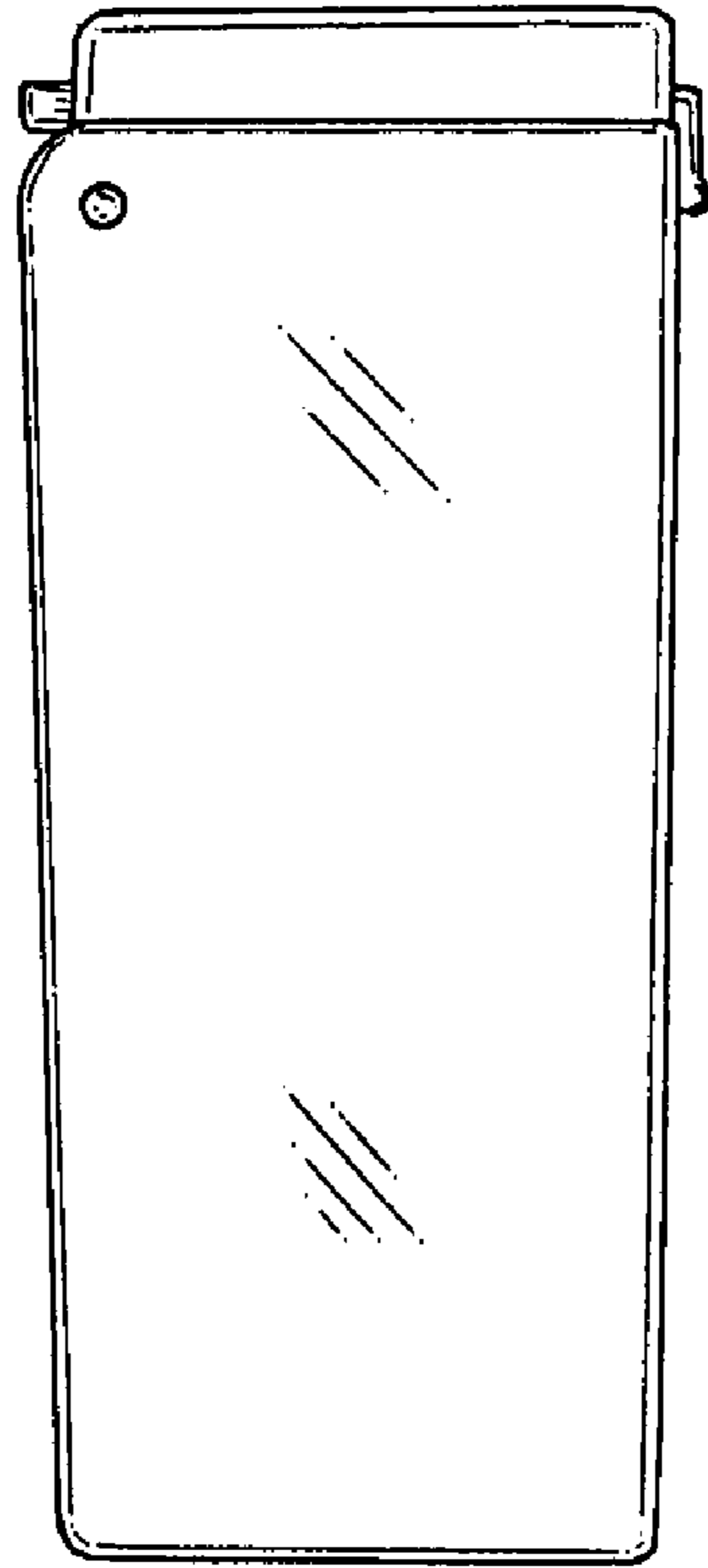


FIG. 5

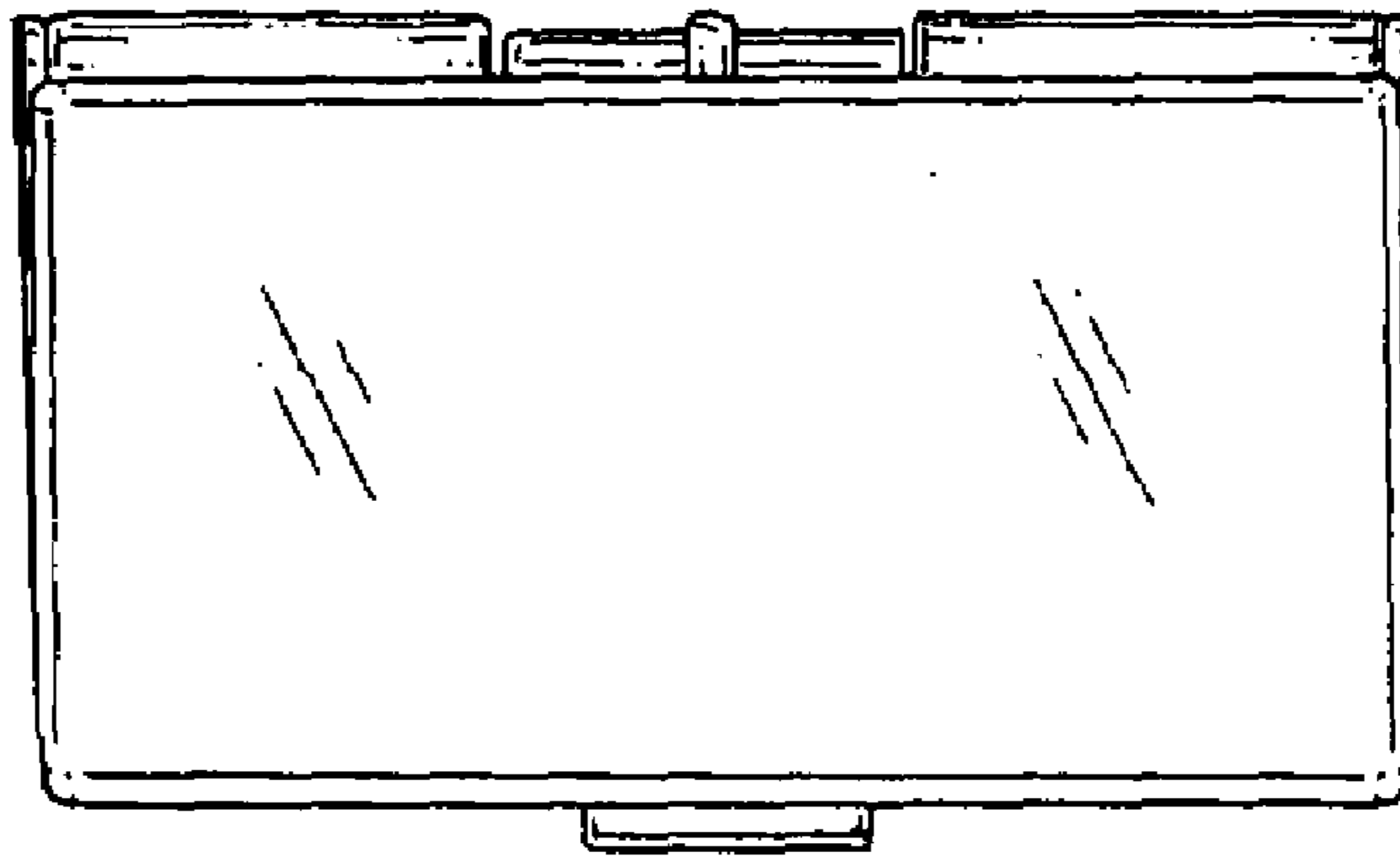


FIG. 6

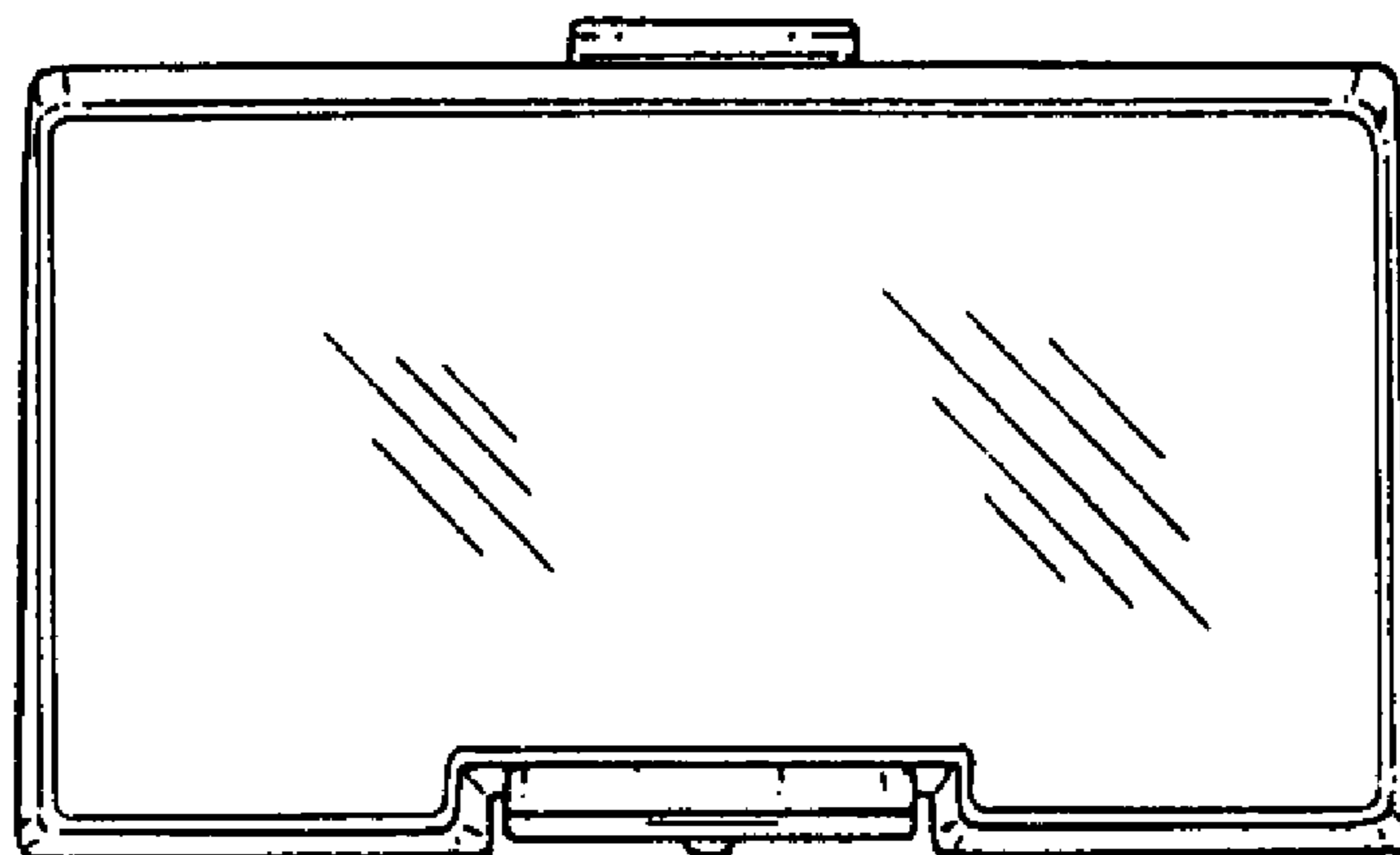


FIG. 7




FIG. 8