



US00D560470S

(12) **United States Design Patent**
Short et al.

(10) **Patent No.: US D560,470 S**

(45) **Date of Patent: ** Jan. 29, 2008**

(54) **MOUNTING BRACKET**

(75) Inventors: **Mark Short**, West Midlands (GB);
Kenneth Gary Nicholls, West Midlands
(GB); **Raymond Worrall**, West
Midlands (GB)

(73) Assignee: **AVF Group Limited**, Telford (GB)

(**) Term: **14 Years**

(21) Appl. No.: **29/264,814**

(22) Filed: **Aug. 17, 2006**

(51) **LOC (8) Cl.** **08-05**

(52) **U.S. Cl.** **D8/354**; D8/363

(58) **Field of Classification Search** D8/354,
D8/349, 363; D14/452; 248/121, 274.1,
248/284.1

See application file for complete search history.

(56) **References Cited**

U.S. PATENT DOCUMENTS

D218,016 S	7/1970	Hobrebe	D8/363
D349,640 S	8/1994	Whitaker	D8/363
D352,652 S	11/1994	Vogels	D8/363
D406,228 S	3/1999	Vogels	D8/363
D411,098 S	6/1999	Vogels	D8/363

D488,708 S	4/2004	Lam et al.	D8/363
D494,183 S *	8/2004	Wills et al.	D14/452
2002/0011544 A1 *	1/2002	Bosson	248/121
2004/0011932 A1 *	1/2004	Duff	248/157
2004/0262474 A1 *	12/2004	Boks et al.	248/276.1
2005/0035253 A1 *	2/2005	Rixom	248/284.1
2005/0092873 A1 *	5/2005	Lin	248/125.9
2005/0127261 A1 *	6/2005	Lin	248/288.51
2005/0258321 A1 *	11/2005	Worrall et al.	248/201

* cited by examiner

Primary Examiner—Holly H. Baynham

(74) *Attorney, Agent, or Firm*—Wells St. John, P.S.

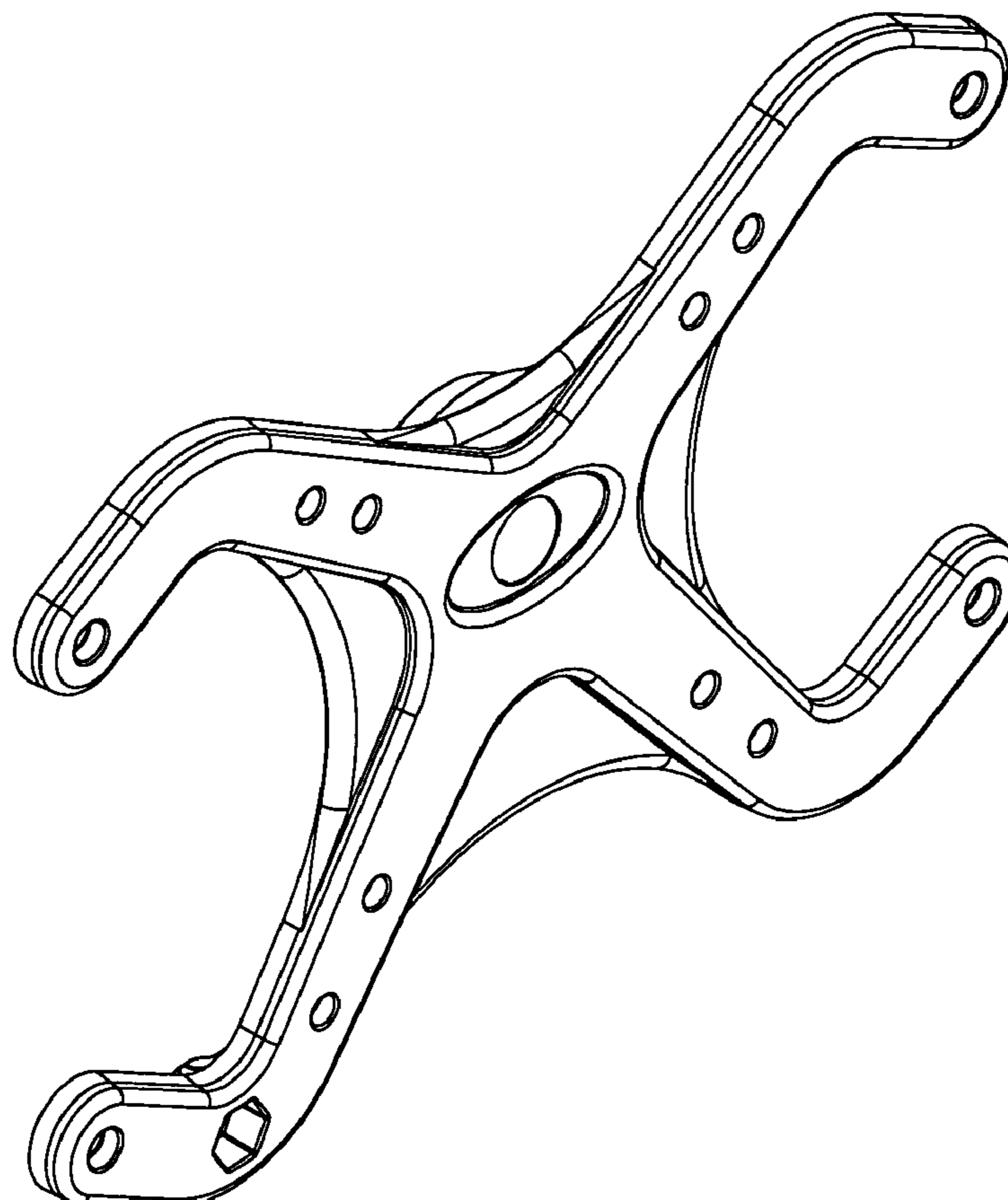
(57) **CLAIM**

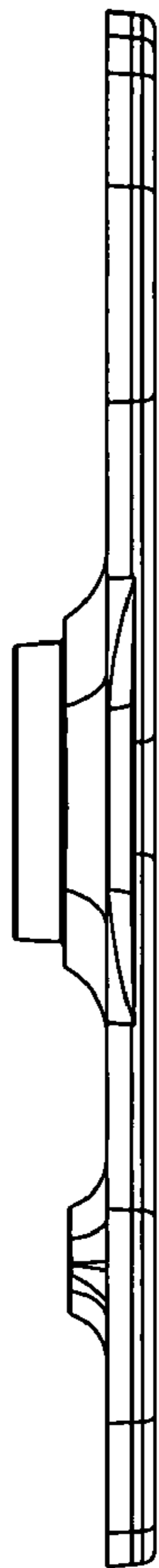
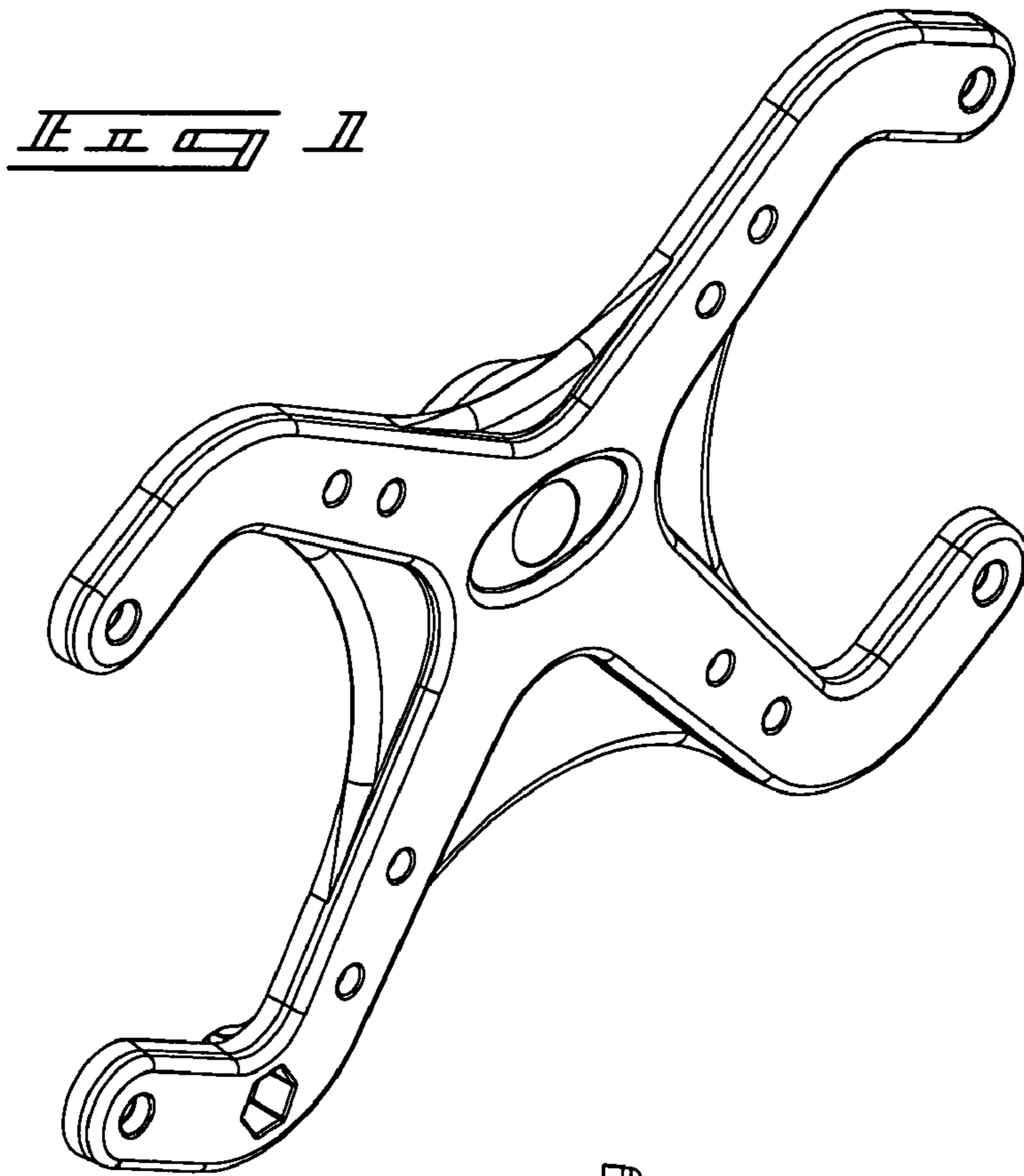
The ornamental design for a mounting bracket, as shown and described.

DESCRIPTION

FIG. 1 is a front perspective view of the mounting bracket;
FIG. 2 is a top plan view of the mounting bracket;
FIG. 3 is a side view of the mounting bracket;
FIG. 4 is an underneath plan view of the mounting bracket;
FIG. 5 is a rear view of the mounting bracket; and,
FIG. 6 is a front view of the mounting bracket.

1 Claim, 3 Drawing Sheets







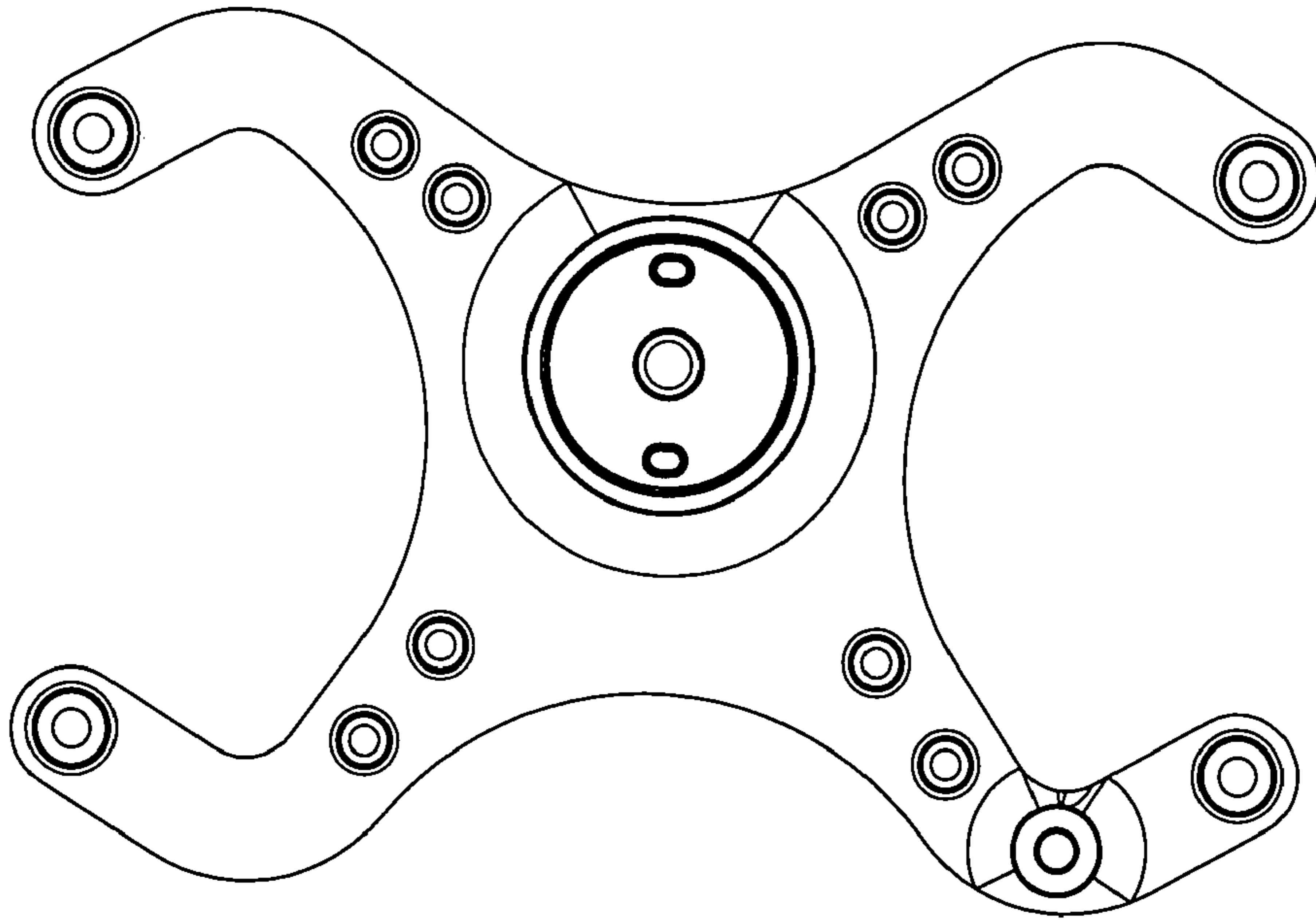


Fig. 5

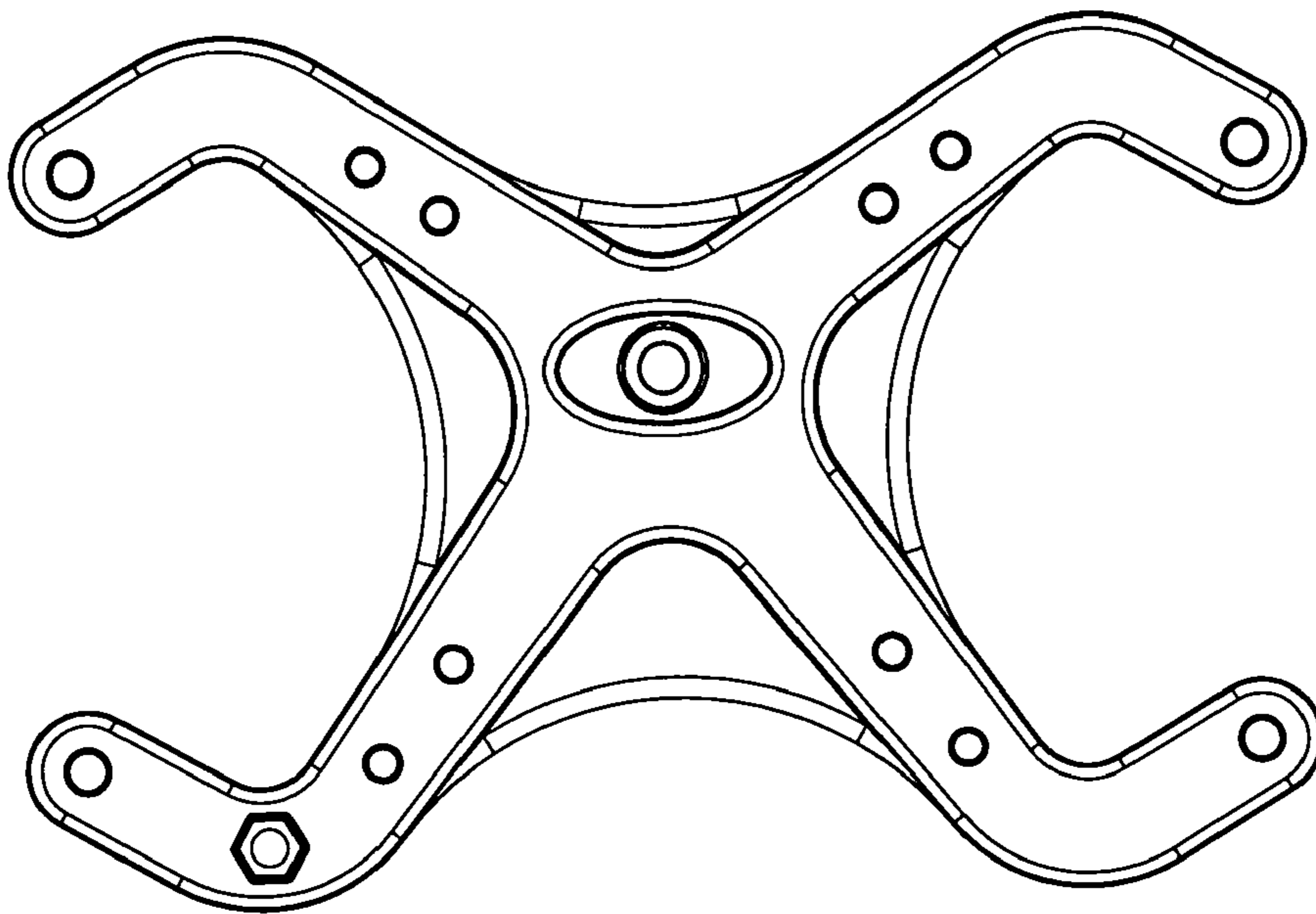


Fig. 6