

US00D560461S

(12) **United States Design Patent** (10) **Patent No.:** **US D560,461 S**
Epstein (45) **Date of Patent:** **** Jan. 29, 2008**

(54) **SHARPENING STEEL**

(75) Inventor: **Dennis L. Epstein**, Ridgefield, WA
(US)

(73) Assignee: **Kai U.S.A. Ltd.**, Tualatin, OR (US)

(**) Term: **14 Years**

(21) Appl. No.: **29/260,730**

(22) Filed: **May 30, 2006**

(51) **LOC (8) Cl.** **08-05**

(52) **U.S. Cl.** **D8/91; D8/93**

(58) **Field of Classification Search** D8/90,
D8/91, 92, 93, 107, 14; 76/82, 84; 451/523,
451/524, 552, 556

See application file for complete search history.

(56) **References Cited**

U.S. PATENT DOCUMENTS

1,888,102	A *	11/1932	Zahler	76/84
D229,476	S *	12/1973	Farquharson	D8/93
4,094,106	A	6/1978	Harris		
D249,079	S *	8/1978	Soderman et al.	D21/723
4,197,677	A	4/1980	Graves		
5,046,385	A *	9/1991	Cozzini et al.	76/89.2
6,048,262	A *	4/2000	Ray	451/555
D442,457	S	5/2001	Ray		
D444,691	S	7/2001	Ray		

6,371,841	B1	4/2002	Ray
D461,386	S	8/2002	Ray
6,595,837	B2	7/2003	Raklovits et al.

* cited by examiner

Primary Examiner—Philip S. Hyder

(74) *Attorney, Agent, or Firm*—Seed IP Law Group PLLC

(57) **CLAIM**

The ornamental design for a sharpening steel, as shown and described.

DESCRIPTION

FIG. 1 is a side perspective view of a sharpening steel showing my new design.

FIG. 2 is a rear elevational view thereof.

FIG. 3 is a front side elevational view thereof.

FIG. 4 is a top plan view thereof.

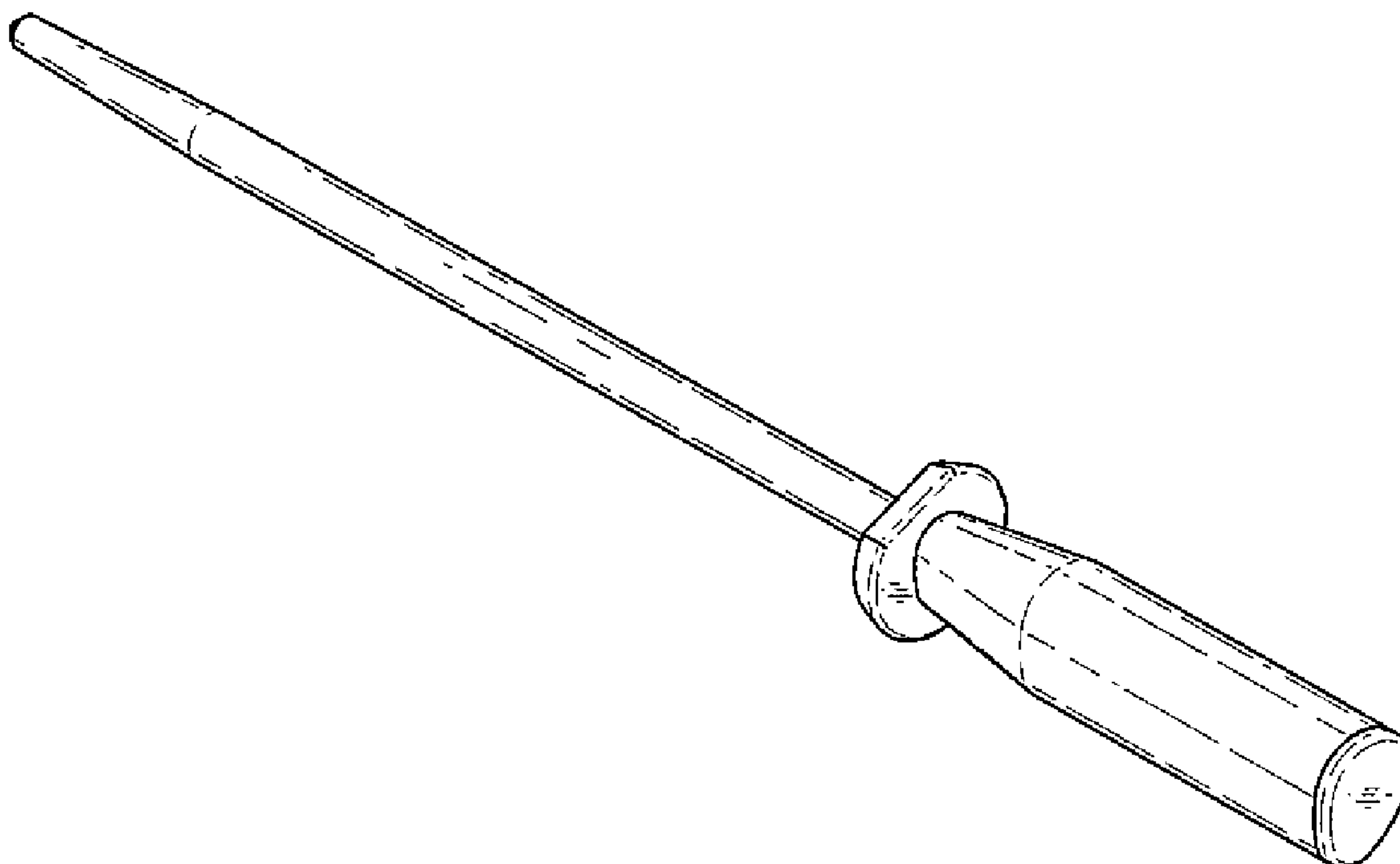
FIG. 5 is a left side elevational view thereof.

FIG. 6 is a right side elevational view thereof; and,

FIG. 7 is a bottom plan view thereof.

Stippling and shading lines shown in the drawing(s) are intended to represent the approximate three-dimensional contour of the design, and are not intended to indicate surface decoration.

1 Claim, 4 Drawing Sheets



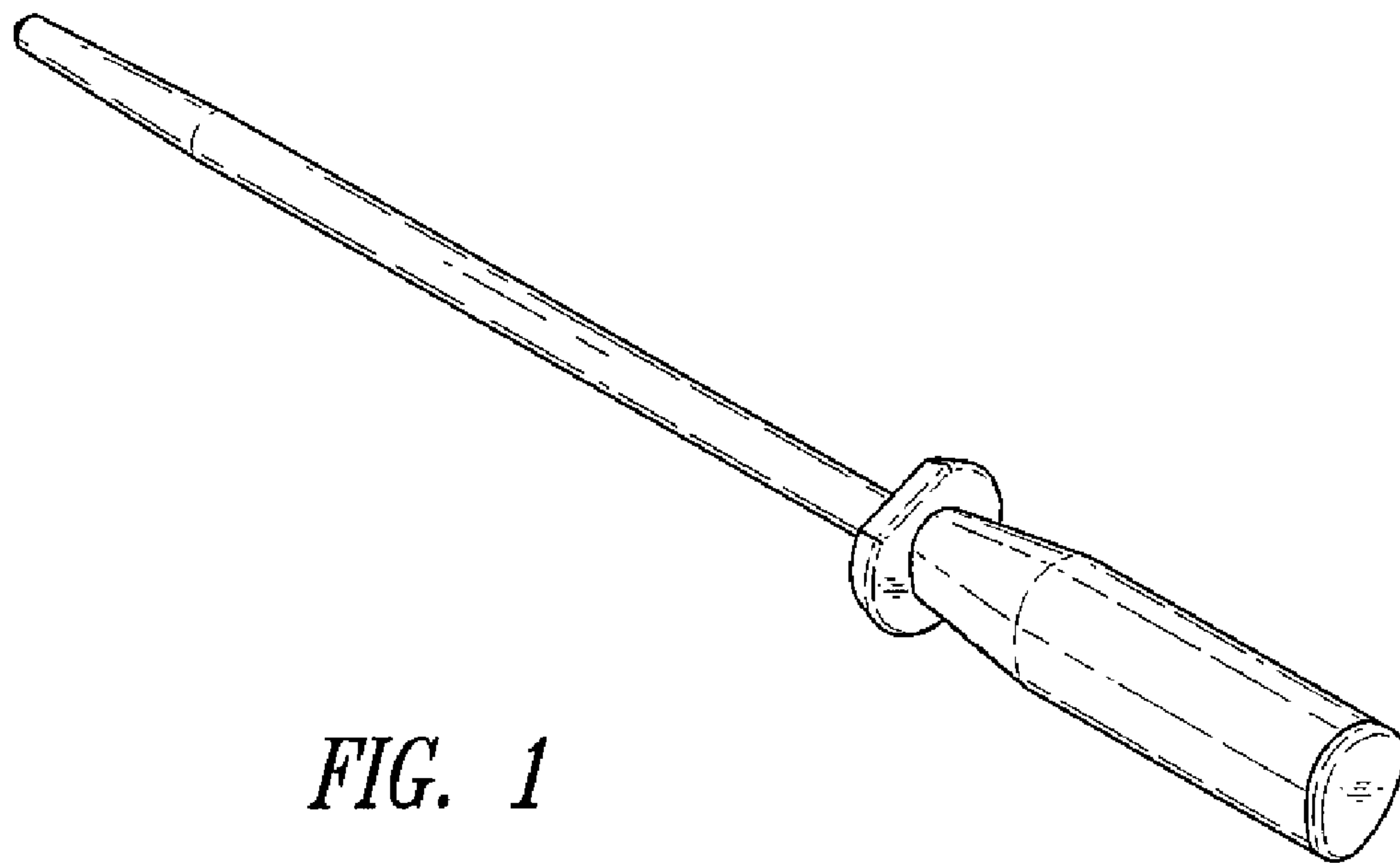


FIG. 1



FIG. 2

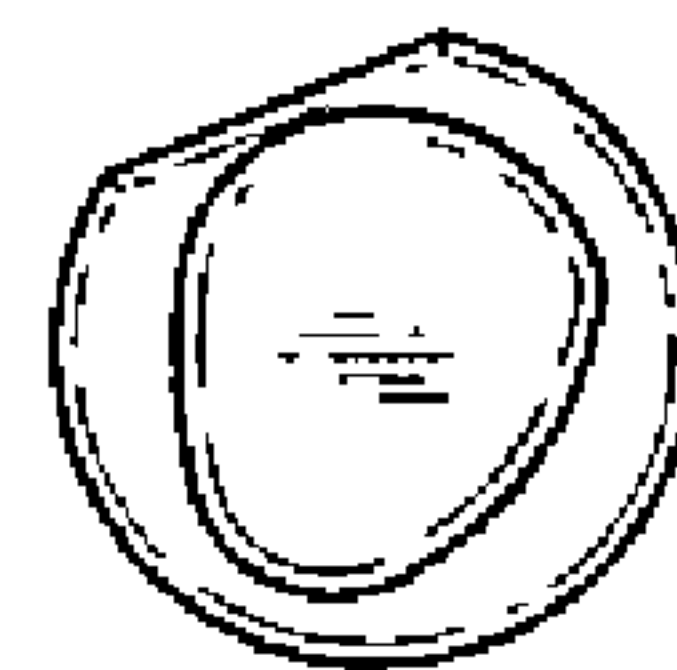


FIG. 3

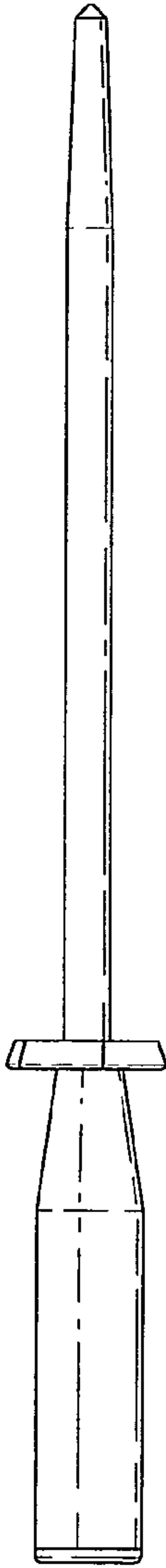


FIG. 4

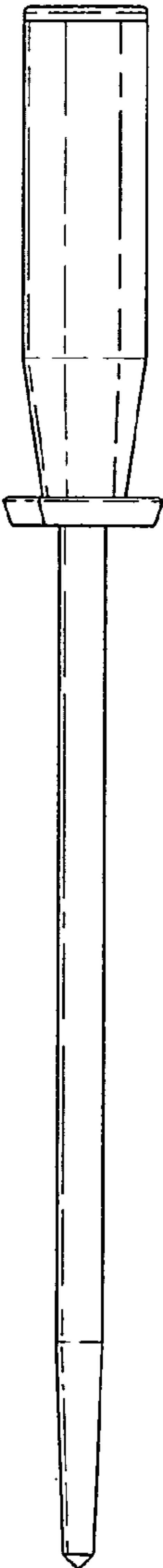


FIG. 5

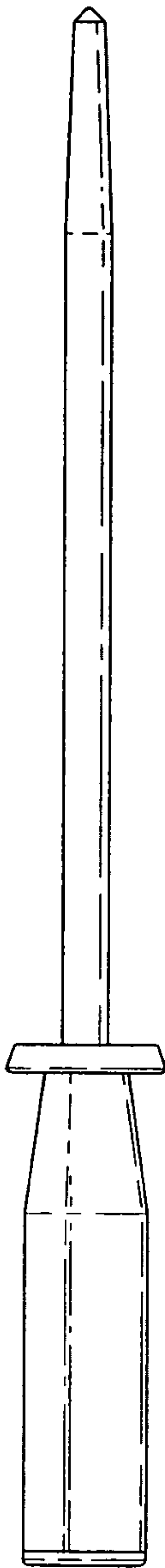


FIG. 6

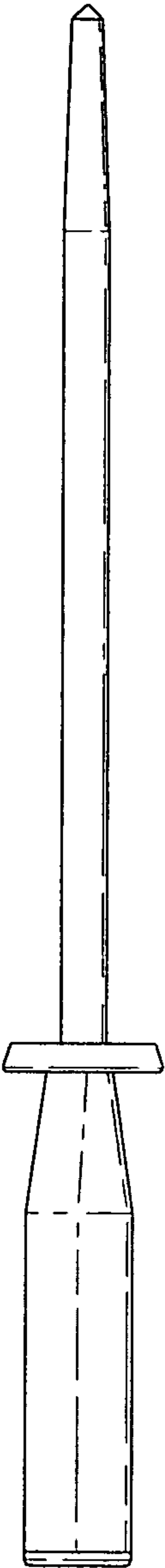


FIG. 7

UNITED STATES PATENT AND TRADEMARK OFFICE
CERTIFICATE OF CORRECTION

PATENT NO. : Des. 560,461 S
APPLICATION NO. : 29/260730
DATED : January 29, 2008
INVENTOR(S) : Dennis L. Epstein

Page 1 of 1

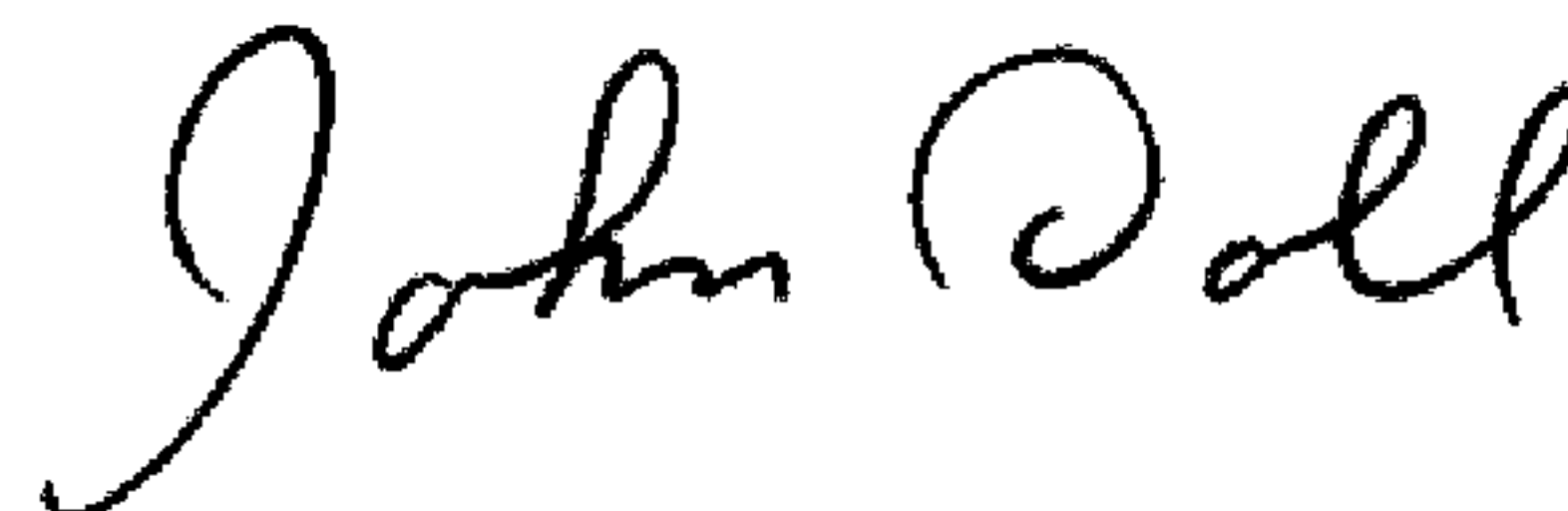
It is certified that error appears in the above-identified patent and that said Letters Patent is hereby corrected as shown below:

Section (73)

Assignee information "Kai U.S.A., Ltd.," should read as --Kai U.S.A., Ltd., DBA
Kershaw Knives--

Signed and Sealed this

Twenty-eighth Day of April, 2009

A handwritten signature in black ink that reads "John Doll". The signature is written in a cursive, flowing style.

JOHN DOLL

Acting Director of the United States Patent and Trademark Office