

US00D560460S

(12) **United States Design Patent**
Taylor

(10) **Patent No.:** **US D560,460 S**

(45) **Date of Patent:** **** Jan. 29, 2008**

(54) **HATCHET**

D521,344 S * 5/2006 Hung D8/78
D528,394 S * 9/2006 Lothe D8/76

(75) Inventor: **Stewart A. Taylor**, Kingsport, TN (US)

* cited by examiner

(73) Assignee: **Taylor Brands, LLC**, Knoxville, TN (US)

Primary Examiner—Philip S. Hyder

(74) *Attorney, Agent, or Firm*—Luedeka, Neely & Graham, PC

(**) Term: **14 Years**

(21) Appl. No.: **29/248,756**

(57) **CLAIM**

(22) Filed: **Aug. 31, 2006**

The ornamental design for a hatchet, as shown.

(51) **LOC (8) Cl.** **08-02**

(52) **U.S. Cl.** **D8/76**

(58) **Field of Classification Search** D8/75,
D8/76, 77, 78, 79, 80, 81; D22/118; 30/308.1,
30/308.2; 7/144, 145, 146

See application file for complete search history.

DESCRIPTION

(56) **References Cited**

U.S. PATENT DOCUMENTS

2,717,442 A *	9/1955	Smith	30/151
D278,967 S *	5/1985	Hewitt	D8/76
D318,896 S *	8/1991	Crain	D22/117
D322,019 S *	12/1991	Cox	D8/76
D370,398 S *	6/1996	Juranitch	D8/76
D382,187 S *	8/1997	Hibben	D8/76
D392,016 S *	3/1998	Balolia	D22/118
D409,270 S *	5/1999	Balolia	D22/118

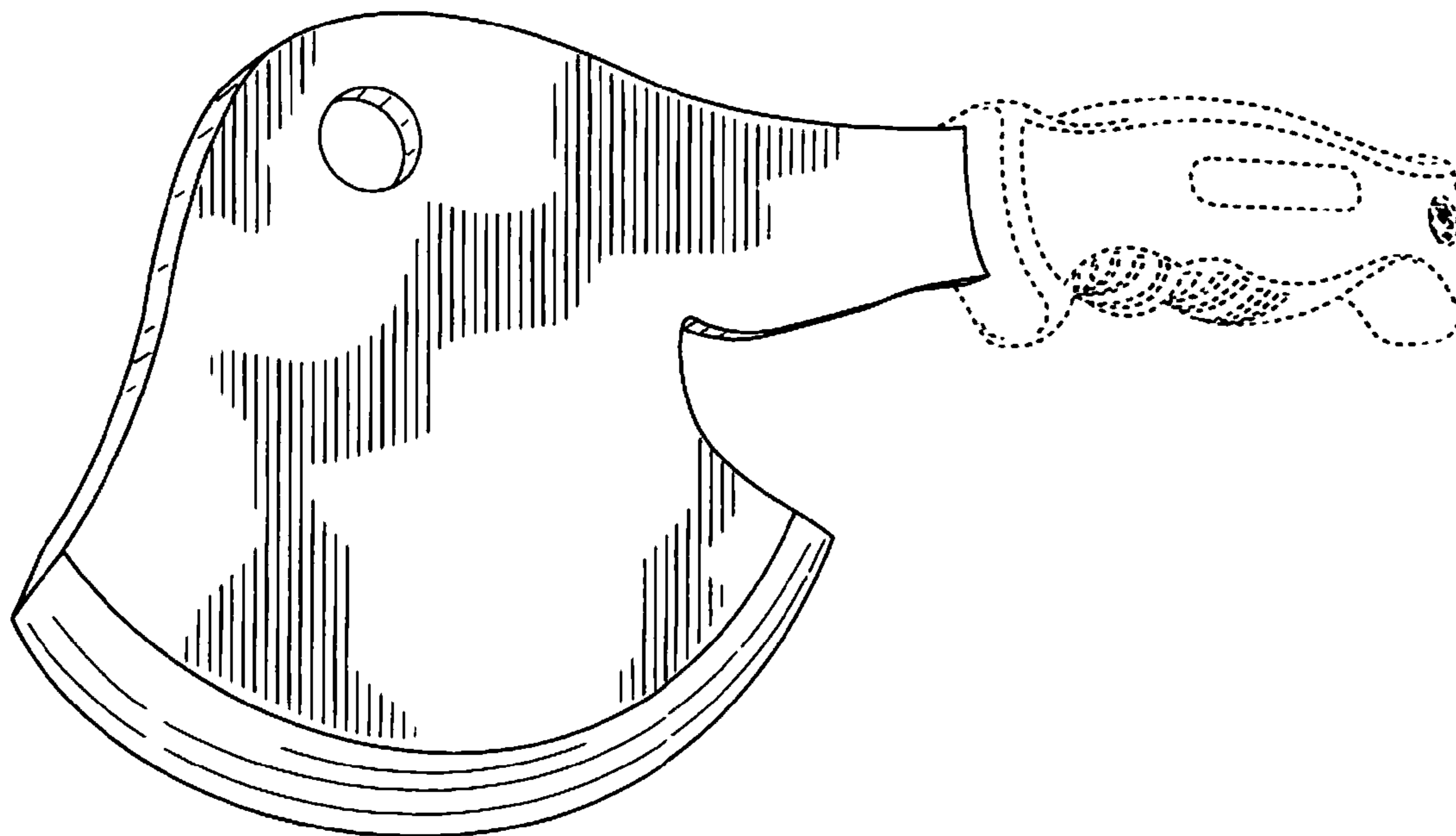
FIG. 1 is a perspective view of the hatchet of my new design; FIG. 2 is a left side view of the hatchet of my new design; FIG. 3 is a top plan view of the hatchet of my new design; FIG. 4 is a right side view of the hatchet of my new design; FIG. 5 is a bottom plan view of the hatchet of my new design;

FIG. 6 is a front end view of the hatchet of my new design; and,

FIG. 7 is a rear end view of the hatchet of my new design.

The broken line showings of the handle are included for the purpose of illustrating environmental structure and form no part of the claimed design.

1 Claim, 4 Drawing Sheets



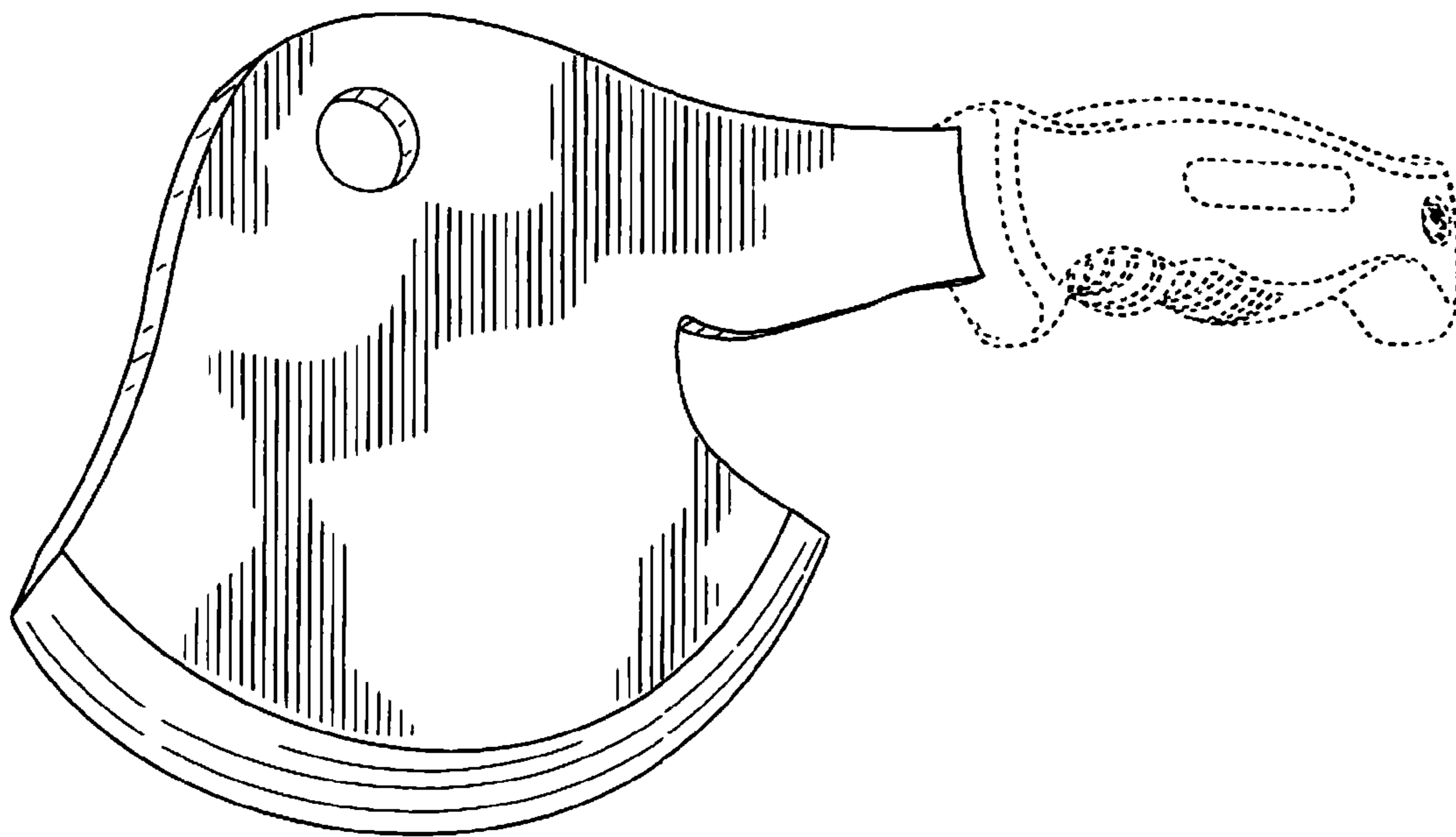
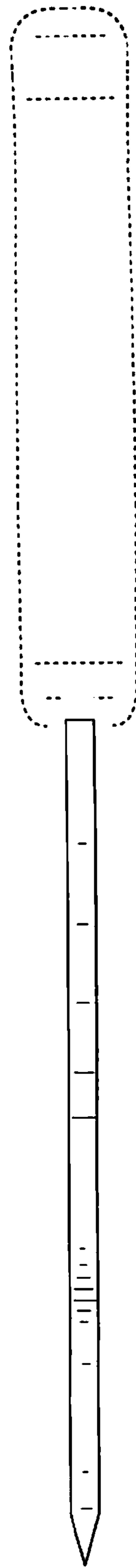
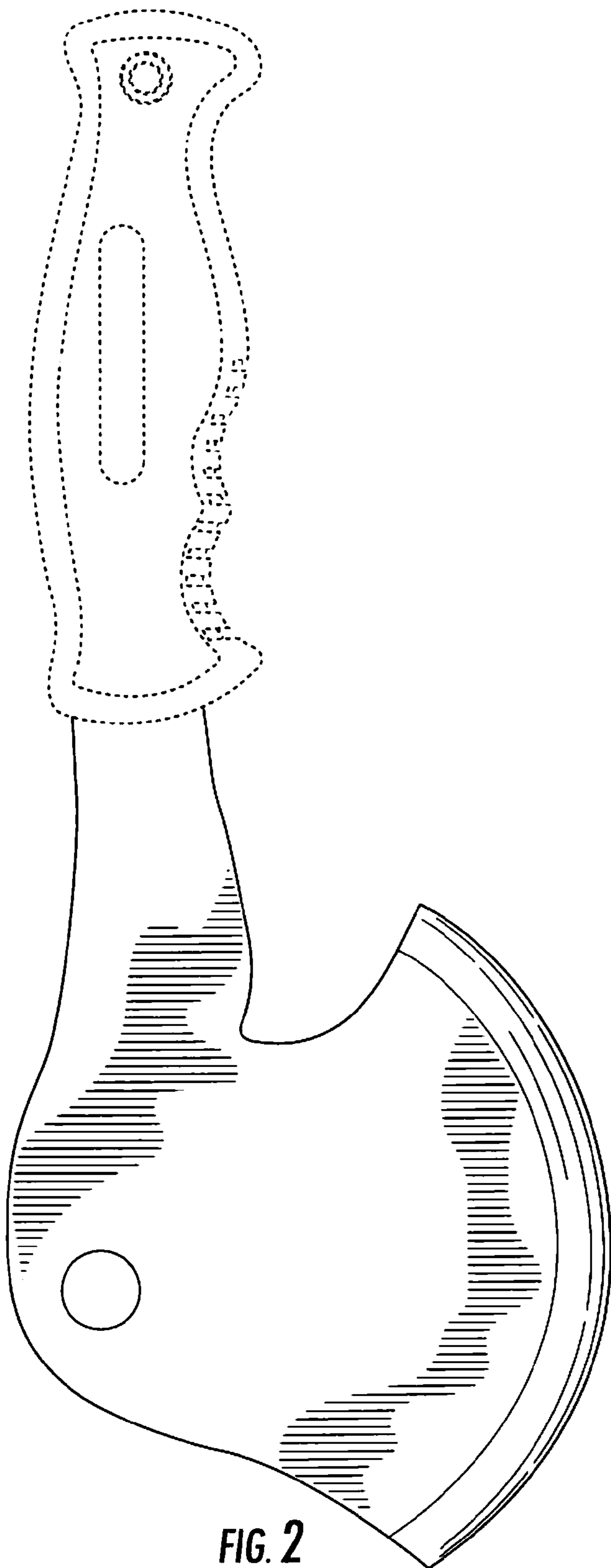


FIG. 1



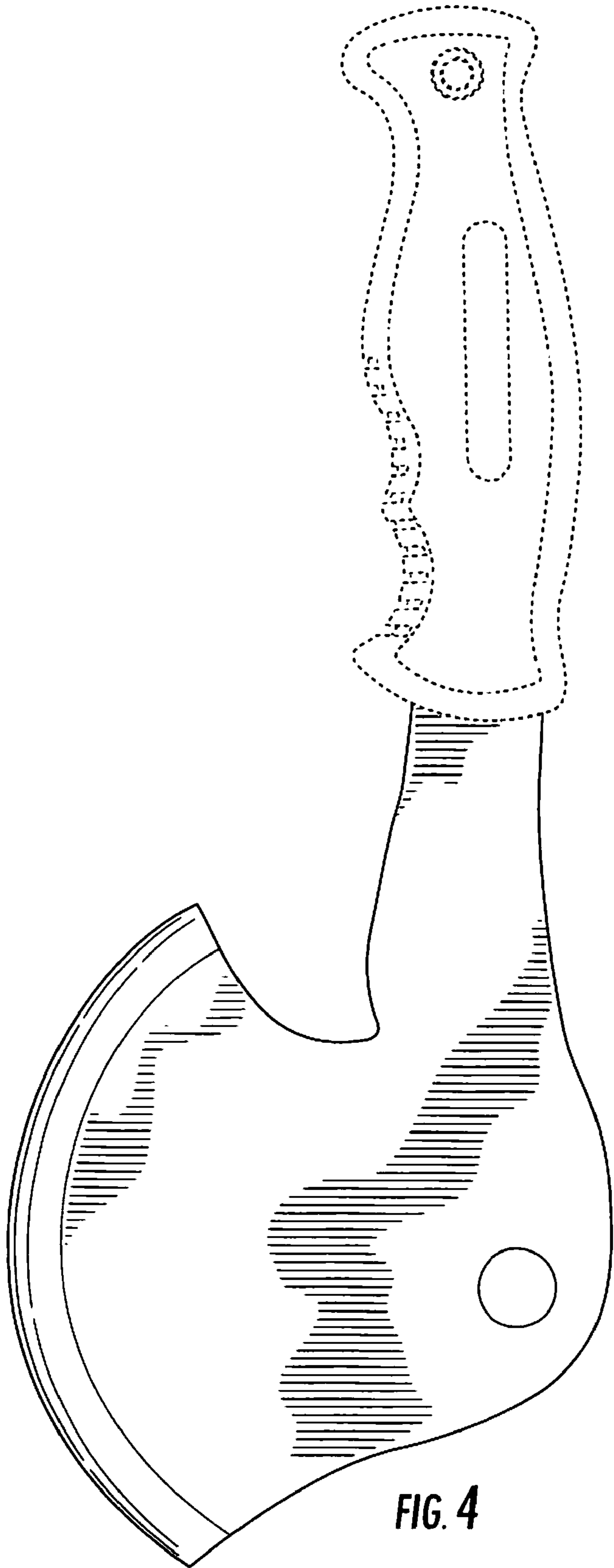


FIG. 4

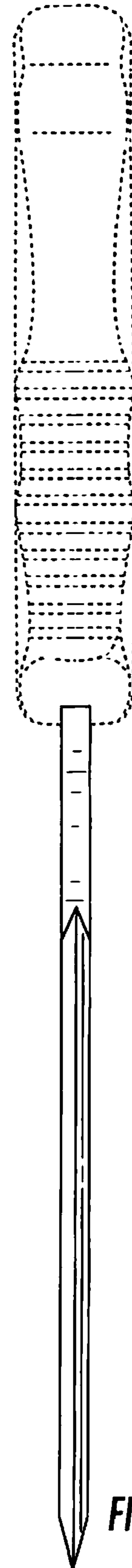


FIG. 5

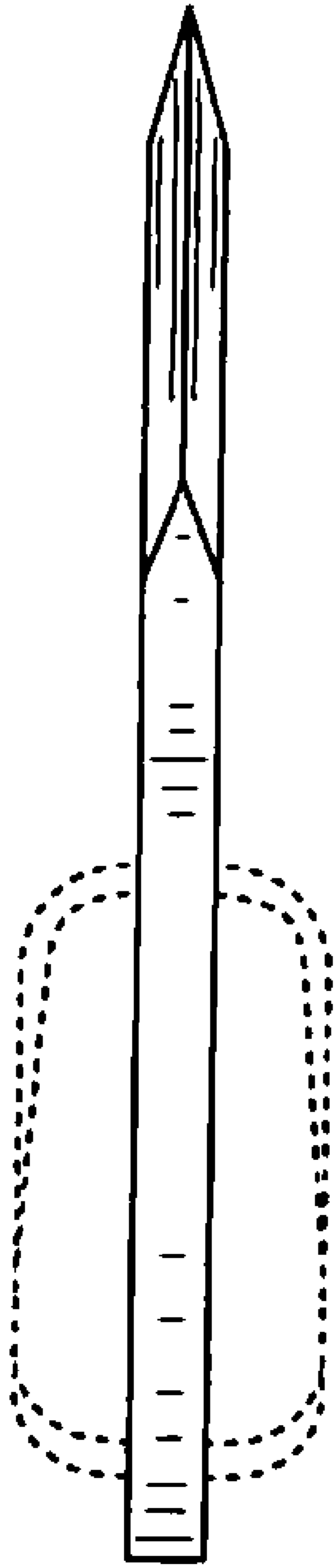


FIG. 6

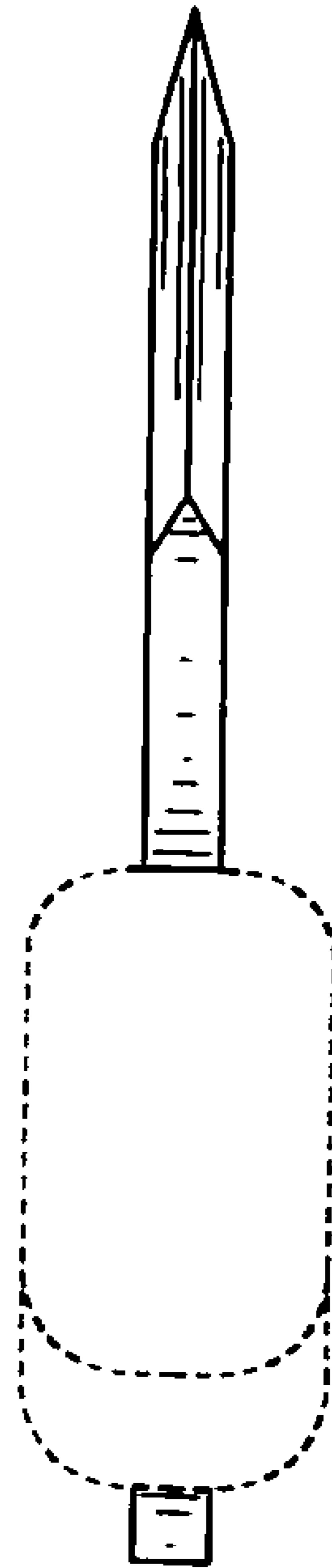


FIG. 7